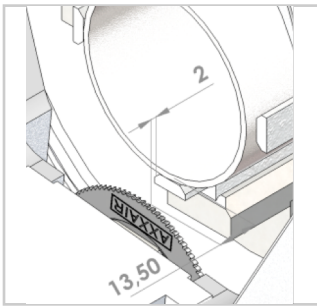


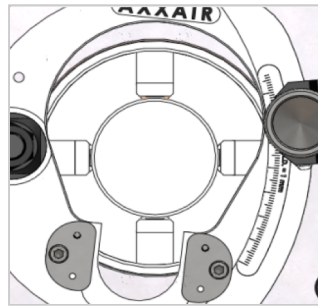


Ø5 - Ø121 mm  
Ø0,25 to Ø4,5 "

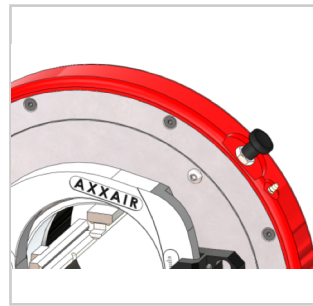
- Basic **stainless steel** jaws Ø 1" to Ø 4,5" ( 24 to 121 mm )
- Included stainless steel auxiliary jaws Ø 0,25 to Ø 4,25" ( 5 to 108 mm )
- **Cutting precision:** perpendicular cuts < 0.25 mm
- Dual-output cutting motor with 2 blade positions for uptake
- **Weight:** 36 kg / 79 lbs (easy handling)



Blade-jaw distance of **2/13.5 mm**  
Limits vibration and tube distortion



Concentric clamping with 4 jaws in **stainless steel**, standard, to eliminate tube distortion



Penetration check feature:  
operator safety feature



Adjustment via the speed changer

References	Motors	Accessories	Consumables
121ECO2	MD21: Métabo 1010 W, 230V, Thickness < 7 mm	CCPS21: support feet	LS6872 : 1 to 3 mm
121ECO1	MD11: Métabo 1010 W, 120V, Thickness < 7 mm	CCBSB-001: bench with height adjustment - 1.5 m	LS6844 : 2 to 7 mm
	All motors are delivered in their individual case, including the necessary tools	CCBSB-002: additional 1.5 m bench	LS63100 : 0.7 to 1,5 mm
		CCSER1/CCSER2: simple/bearing stand	CCLUP: lubricant

