

# helo

COMMERCIAL

DRAWING #  
**Duckboard**

INVOICE #

COMPANY:  
JOB NAME:

WOOD TYPE:

T&G DIRECTION:

ROOM HEIGHT:

JOIST DIRECTION:  
 ← → or  ↑ ↓

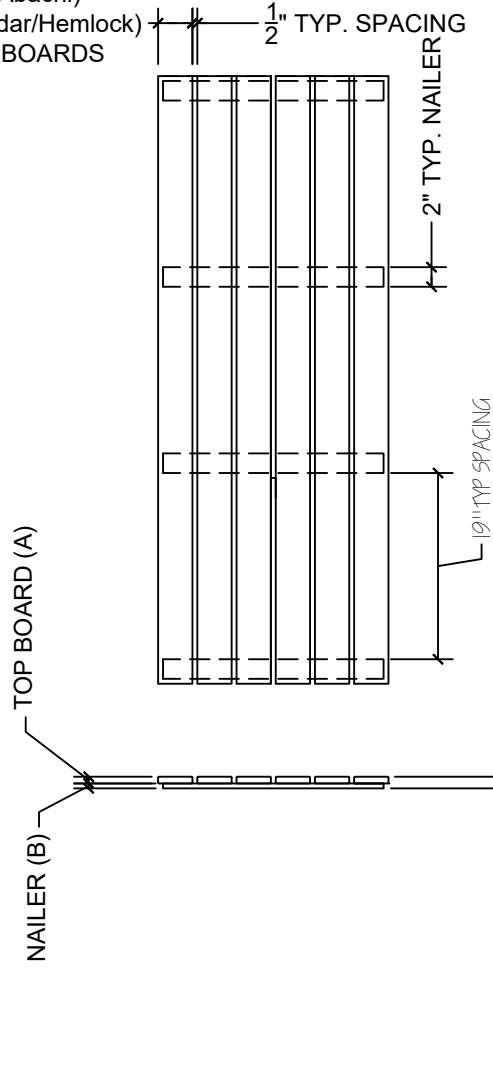
SQ. FOOTAGE:

Door Size/Style \_\_\_\_\_  
 Door Jamb Width \_\_\_\_\_  
 Interior Upgrade \_\_\_\_\_  
 Htr. Size/Model \_\_\_\_\_  
 Control Type \_\_\_\_\_  
 Voltage/Phase \_\_\_\_\_  
 Lighting Option \_\_\_\_\_

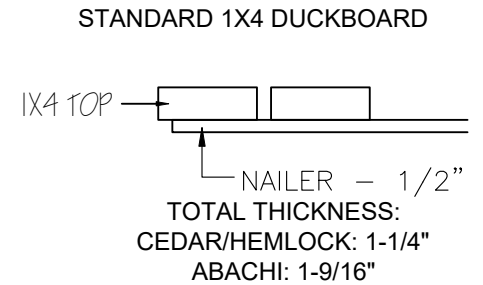
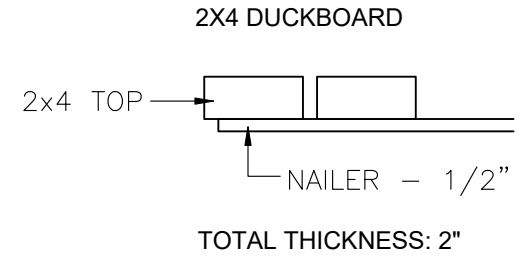
DATE: 2020

Standard Spacing: = 1/2"  
 ADA Spacing = 1/4"

3 1/8" (Abachi)  
 to 3 1/2" (Cedar/Hemlock)  
 TYP ALL BOARDS



Wood Type	(A) Top Board	(B) Nailer	(C) Total Thickness
			w/ staples & glue
Cedar	11/16"	1/2"	1-1/4"
Hemlock	11/16"	1/2"	1-1/4"
Abachi/Spruce	7/8"	5/8"	1-9/16"



Customer Approval:  \_\_\_\_\_

\*Dimensions are stud to stud, unless otherwise noted\*

*custom cut sauna*