



MAGNA

REMOTE ONLINE SOLUTIONS

MAGNA LEGALVISION

AN INTRODUCTION TO MAGNA LEGAL**VISION**

What is Magna LegalVision?

Magna LegalVision (MLV) is an online, flexible platform that gives you the ability to conduct witness depositions remotely, from anywhere in the world, at any time. MLV provides clients with REAL-TIME ACCESS to depositions, meetings, hearings and mediations.

Magna LegalVision offers a true, “noticed” remote video recorded deposition.

Each MLV deposition can be recorded. Magna will provide you with a certified legal videographer who will come on and off the record to swear in the witness. Just provide notice to opposing counsel and let us do the rest.

How Does it Work?

All you need to connect is a computer, tablet, or even a smart phone, with a web cam and internet connection. You can host up to 100 remote participants, in 100 different locations. MLV allows you to display your exhibits as they are referenced, with the ability for you and the deponent to interact with them in real-time.

You can be confident in hosting your event remotely— Magna will test your equipment before the session and our tech support will be available throughout its duration, in case any party needs assistance or has a question. The MLV platform is fully encrypted and secure to safeguard all of your log-in information and session data.

COMPUTER



WEBCAM



INTERNET CONNECTIVITY



TABLET



PHONE LINE



AN INTRODUCTION TO MAGNA LEGAL**VISION**

Magna LegalVision Key Features:

- Fully encrypted secured video and streaming software
- Ability to swear in the witness remotely
- Real-time access to your exhibits
- Ability to record the entirety of the deposition
- Magna tech support from start to finish
- Works with Tablets and presentation tools such as TrialPad™
- Or a Magna Presentation Technology Consultant will build a database of your exhibits and seamlessly present them for you!

Don't have the equipment? No problem!

For clients who do not have a computer or laptop with a built-in webcam or microphone, Magna can provide the equipment for a minimal fee.


Take advantage of Magna's total deposition management with Magna LegalVision Plus

Magna Legal Vision Plus (MLV+) will provide you with full deposition management powered by one of Magna's award-winning trial technicians. Combining years of courtroom tech experience with Magna's virtual platform, our deposition managers are able to provide seamless support throughout the duration of your event. The MLV+ deposition manager will handle:

- Call-outs
- Presenting exhibits, demonstratives and videos
- Real-time management of annotations, zooming, blow-ups, highlights and markings
- Creating and managing break-out rooms (moving people in between rooms, controlling room access and overseeing confidentiality)




For more information, watch our videos linked below:

- [What is Magna LegalVision?](#)
- [Noticed Video Recorded Depositions](#)



SCHEDULING WITH MAGNA LEGALVISION

With Magna, it's quick and easy to schedule a remote video deposition:

-  Toll Free: (866) 624-6221
-  Via email: scheduling@magnals.com
-  Online: <https://magnals.com/schedule-a-deposition-4/>

Magna takes care of all the staffing:

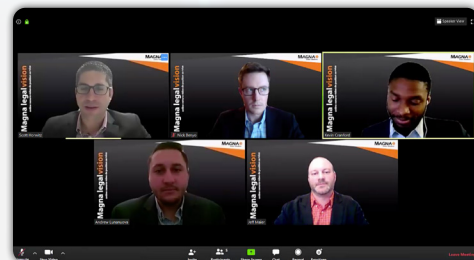
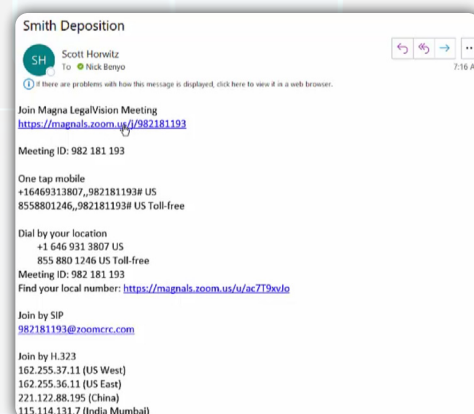
- A Magna court reporter
- A certified legal videographer to swear in the witness
- An interpreter when needed
- Tech support for your entire session
- A Magna LegalVision Plus deposition manager

We will send you calendar invite with everything you need to log in.

On the day of your scheduled deposition:

- Go to your calendar about 15 minutes early and click the link
- You will then be prompted to download or launch the platform
- Click “Open” and you will be placed into the deposition where you can then see the other participants who have joined
- You are now ready to go!

For more information, please watch our video.



MANAGING VIDEO WINDOWS WITH MAGNA LEGALVISION

With Magna LegalVision, it's easy to arrange the video windows exactly how you want them.

In-meeting Controls to Customize Your Screen:

- Gallery View: See everyone on the screen (default view)
- Speaker View: Focus on one person at a time

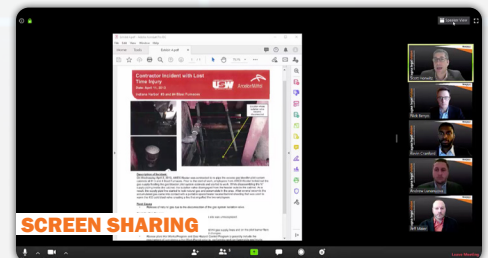

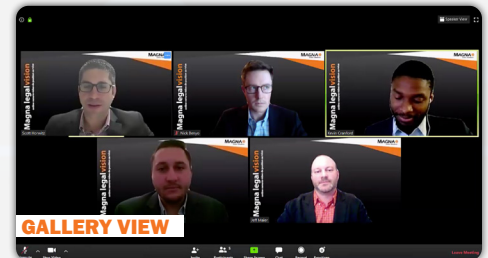
Pin Video – To have a participant's video appear large on your screen in either view:

- Hover over the individual and click on the 3 dots
- Choose Pin Video
- All other participants will be minimized

Video Windows During Screen Sharing:

- When a screen is shared, all participants move to the right
- If you wish to see the speaker alone, click Speaker View
- To return to the previous view, select Gallery View
- You can also fix your screen on one person in particular by:
 - Hovering over the individual and clicking on the 3 dots
 - Choosing “Pin Video”

For more information, please watch our video.



IN-MEETING CHAT WITH MAGNA LEGALVISION

Magna LegalVision's integrated chat function allows you to communicate with participants during your remote deposition, even while the witness or others are talking.

The chat function in MLV is easy to access and use:

- When you want to send a message to the whole group:
 - Click the “Chat” button to reveal the window
 - There you can compose your message and send it to everyone
- You can also send private messages to other participants:
 - Click the pull-down menu
 - Select the desired person

Key Features in Magna LegalVision Chat:

- Your Magna host can monitor and control chatting if needed
- Private chat messages can be disabled to ensure that the witness is not able to receive any private communications from their own attorneys

For more information, please watch our video.

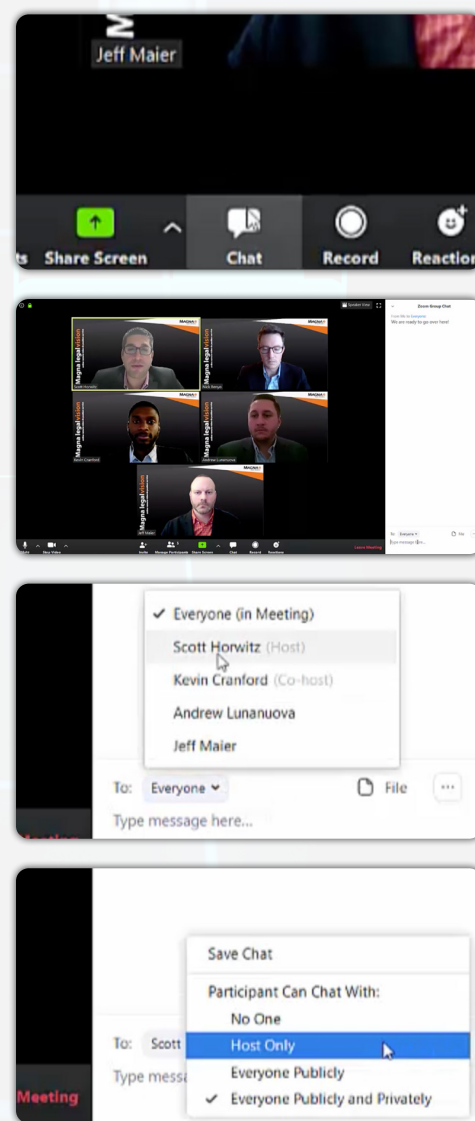


EXHIBIT SHARING WITH MAGNA LEGALVISION

Magna LegalVision makes sharing exhibits during a remote deposition effortless. There are several ways to share an exhibit with the witness and opposing counsel.

1. Use the screenshare function to quickly show others anything on your device:

- Just click the screenshare icon and double-click your exhibits
- You can share:
 - Documents
 - Photos
 - Video
 - Animations
 - Interactive Presentations
 - CAD Files
 - Just about any file you can open can be shared via your screen!

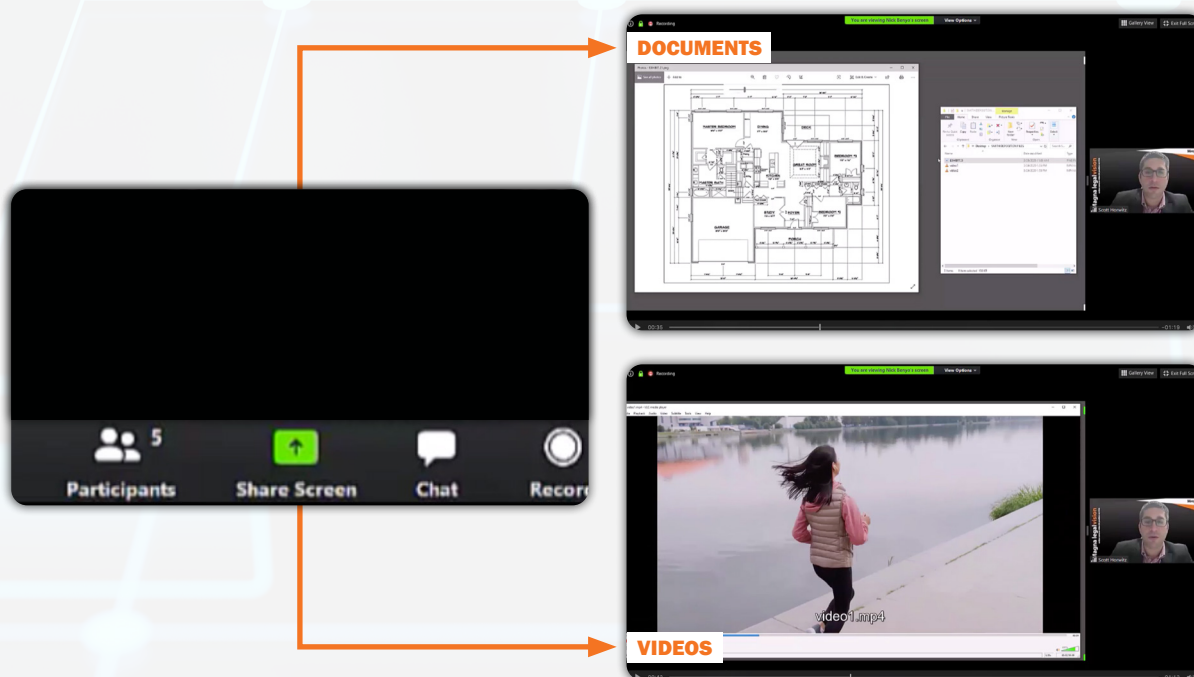


EXHIBIT SHARING WITH MAGNA LEGALVISION

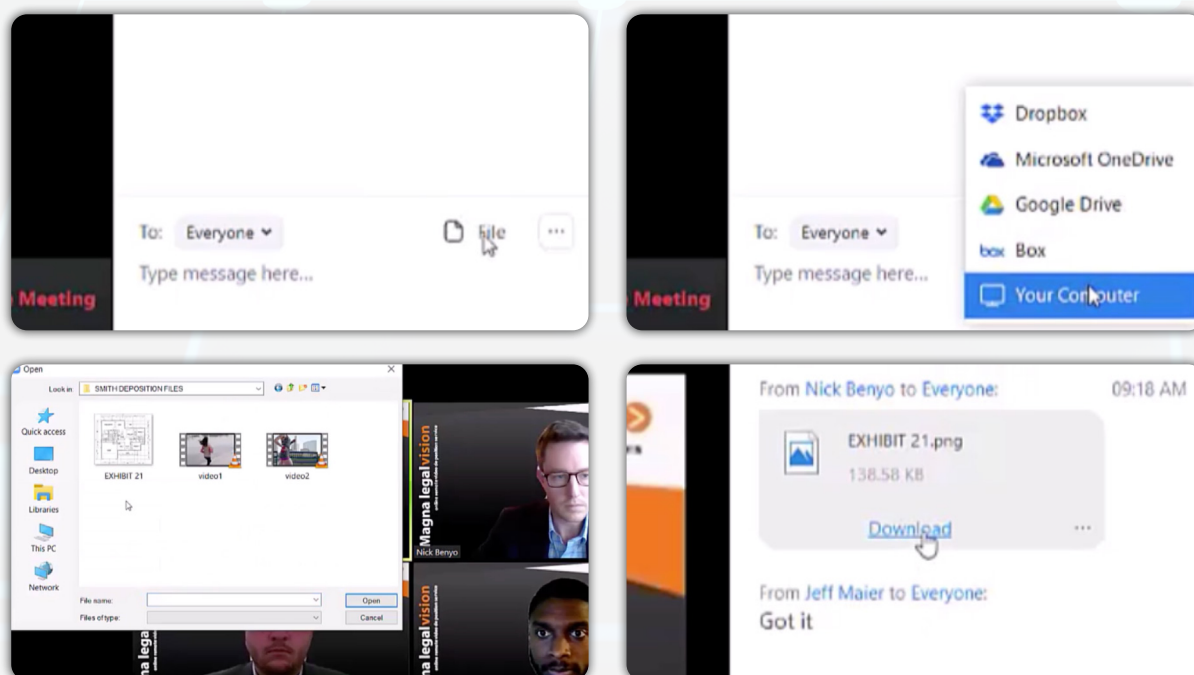
2. Share exhibits using MLV's integrated chat function:

- Click the icon to open the chat window
- Click the "File" icon
- From the pop-up menu, you can:
 - Upload any file saved on your computer
 - Or, share files from a central sharing platform that everyone can access

Once a file is uploaded, participants can quickly download and view the exhibit.

Sharing files via the chat window is also a great way to introduce a ***new exhibit*** and impeach your opponent's witness with a ***brand new file***.

For more information, please watch our video.



ANNOTATING EXHIBITS WITH MAGNA LEGALVISION

All deposition participants can easily markup exhibits remotely with Magna LegalVision:

- Locate the exhibit on your computer, double-click to open, and arrange the exhibit on your screen
- Click “share screen” when ready
- Choose the “view options” tab at the top of the screen and select “Annotate”

Participants can choose from a variety of Annotation Tools:

- Pencil
- Lines
- Rectangles
- Circles
- Eraser
- Text
- Change Color
- Line Width
- Undo
- Redo
- Clear
- Save

Key Features:

- Annotations in Magna LegalVision can be made by anyone, including witnesses and attorneys
- You can mark up nearly anything including documents, photos, and even paused videos
- When done, your markups can be saved as a separate file using the “Save” button

For more information, please watch our video.

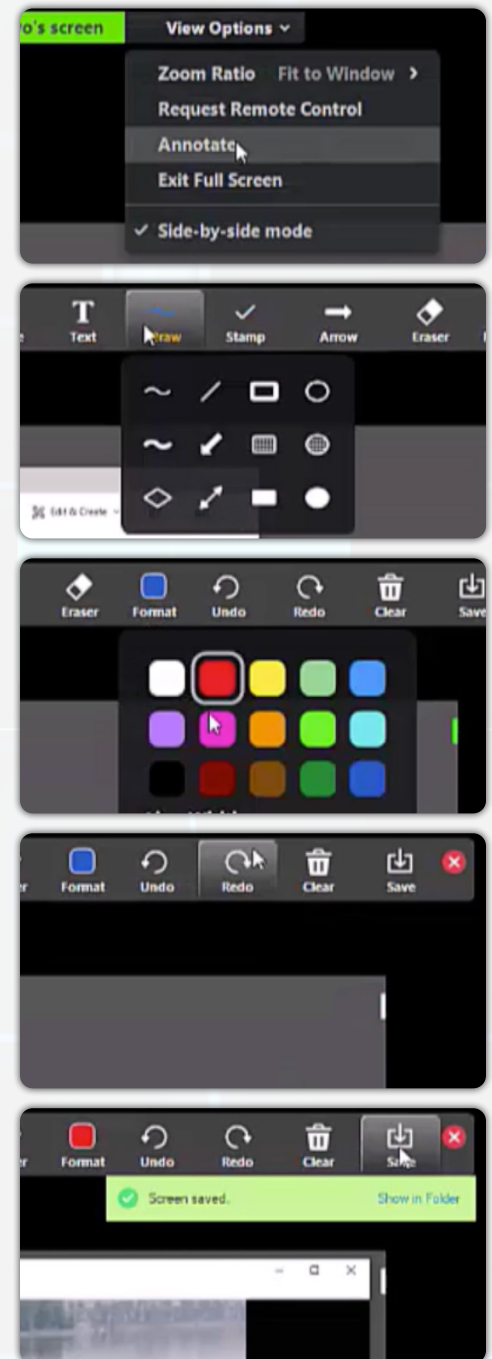


EXHIBIT MANAGEMENT WITH MAGNA LEGALVISION PLUS

With Magna LegalVision Plus, you can be confident your presentation goes smoothly.

Your MLV+ manager will work with you before the deposition to build a database of your exhibits, demonstratives and videos. Then, he/she will seamlessly present them for you as they are referenced!

You can focus on your presentation as your MLV+ manager will present, manage, save and share all exhibits and demonstratives. He/she will also manage all of the annotations, zooming, blow-ups, highlights and markings.



BREAKOUT ROOMS WITH MAGNA LEGALVISION PLUS

Effortlessly move into secure and private breakout rooms with Magna LegalVision Plus.

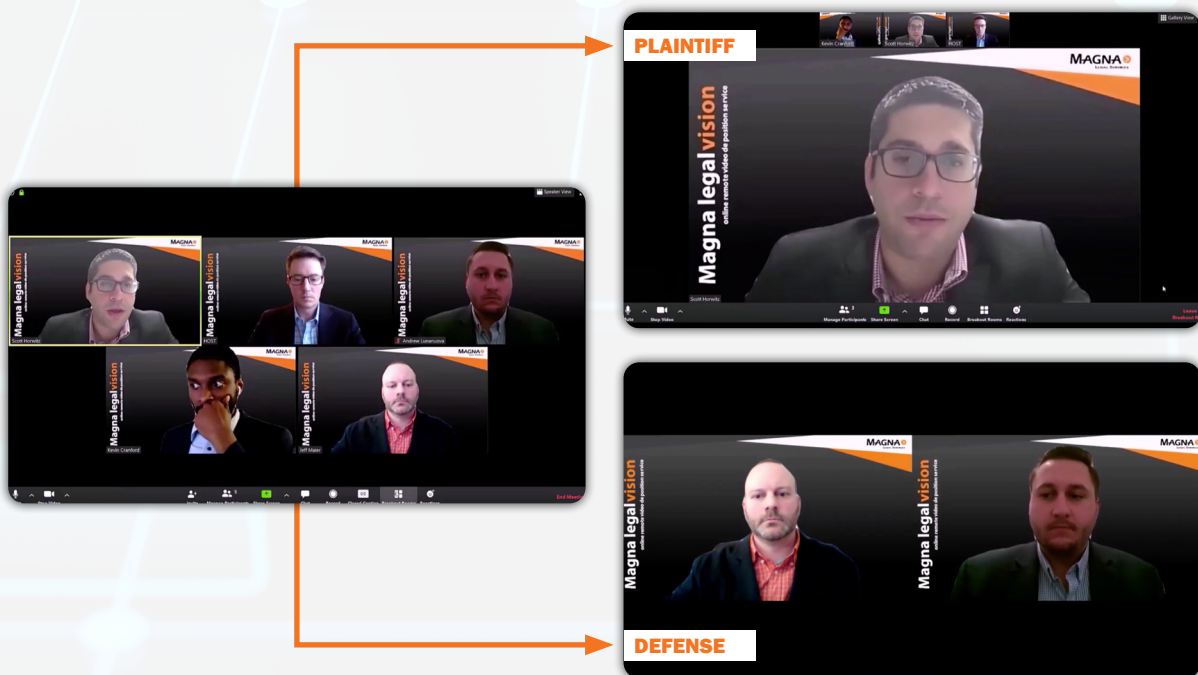
The “Breakout Rooms” feature allows the MLV+ manager to put participants into specific breakout rooms (i.e. Plaintiffs in one room and Defendants in another). While in these rooms, everything is private to that room.

The MLV+ manager will move people in between rooms, control room access and oversee confidentiality. Once the parties are finished with their respective discussions, they can easily be placed back into the main meeting.

For mediations, a mediator can seamlessly go back and forth between the rooms in a matter of seconds.

Our technicians will host your remote deposition and keep everything running smooth.

For more information, please watch our video.



REALTIME COURT REPORTING WITH MAGNA LEGALVISION

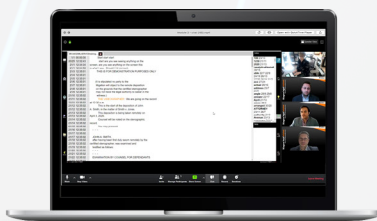
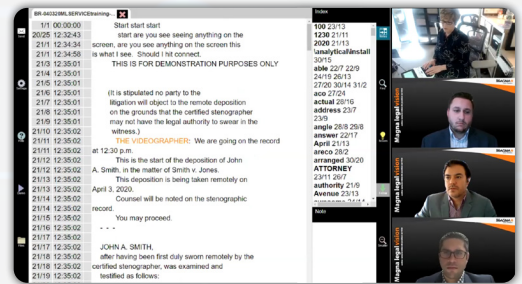
With Magna LegalVision, you have complete access to true Realtime Court Reporting during your remote video depositions.

Just notify our team that you want Realtime court reporting and leave the rest to us:

- On-screen, streaming transcript from anywhere in world
- Practically instantaneous feed
- On-demand indexed and searchable transcript – even while the witnesses is testifying!

Options for Viewing Your Realtime Transcript in Magna LegalVision:

- Option #1: Side-by-Side
- Option #2: Dual Monitors
- Option #3: Tablet as Secondary Display



Single Screen



Dual Monitors



Monitor & Tablet

For more information, please watch our video.