


# BQCSQ – 1.6x1.0 Tuning Fork Crystal



## FEATURES

- ✓ 32.768 kHz
- ✓ SMD Construction
- ✓ 1.6x1.0mm Package Size
- ✓ High Stability
- ✓ Ultra Light Weight

Crystals

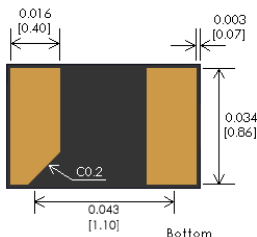
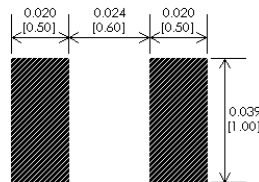
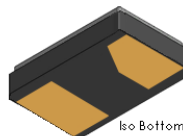
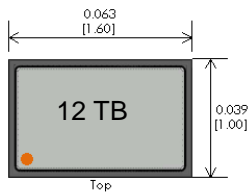
#blileytakesyoufurther

## Part Number Configuration

**BQCSQ – 32K76 F – Y – – T**

Center Frequency	Frequency Stability	Operating Temperature	Setting Tolerance	Load Capacitance
32.768kHz	Y: Coefficient -0.04ppm/°C <sup>2</sup>	B: -20°C to +70°C C: -40°C to +85°C	B: ±10ppm D: ±20ppm	H: 9pF K: 12.5pF S: Specify

## Physical Specifications



Recommended Landing Pattern

PIN	FUNCTION
1	Crystal
2	Crystal

Tolerances (mm) .X = ± 0.5, .XX = ±0.2 unless otherwise specified



Notes

- 1) Weight = 1.5gms typical

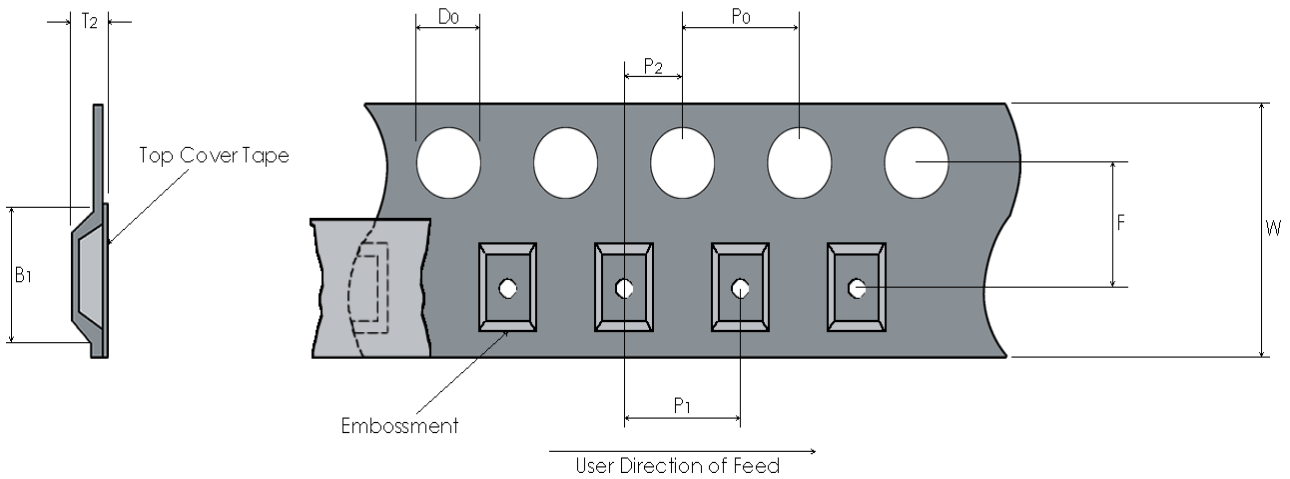
**DISCLAIMER:** Bliley Technologies, Inc. reserves the right to make changes to the product(s) and or information contained herein without notice. No liability is assumed as a result of their use or application. No intellectual property rights accompany the sale or delivery of any such product(s) or information.

## Performance Specifications

Parameter	Conditions	Min	Typ	Max	Unit
Frequency Range	Fundamental		32.768		KHz
Frequency Tolerance (25°C)	Option B			±10	ppm
	Option D			±20	ppm
Temperature Coefficient		-0.028		-0.040	ppm/°C <sup>2</sup>
Turnover Temperature		+20		+30	°C
Perturbation	Per 1°C			±3	ppm
Aging	1 <sup>st</sup> Year			±3	ppm
Equivalent Series Resistance	32.768KHz			90	kΩ
Insulative Resistance	@ 100Vdc ±15Vdc	500			MΩ
Drive Level			0.1	0.5	μW
C0 (Shunt Capacitance)			1.3		pF
CL (Load Capacitance)	Option H		9		pF
	Option K		12		pF
				20	pF
Operating Temp Range	Option B	-20		+70	°C
	Option C	-40		+85	°C
Storage Temp Range		-55		+125	°C
Sealing Method			Seam weld		
Moisture Sensitivity Level	1				

## Tape and Reel

Embossed Carrier Dimensions (8mm, 12mm, 16mm, 24mm Tape Only)



Tape Dimensions (mm)								Reel Dimensions (mm)	
W	F	Do	Po	P1	P2	B1	T2	Outside Dia.	Parts / Reel
8	3.5	1.5	4.0	4	2.0	1.85	0.65	180	1000

## Recommended Reflow Profile

**Reflow Profile:** in accordance to IPC/JEDEC J-STD-020 (Latest Revision)

**Additional Notes:**

- This part has been designed for pick and place reflow soldering
- This part may be reflowed once
- This part should not be reflowed in the inverted position

## Packaging

**Packaging:** All packaging to conform to ESD Controls detailed in ANSI/ESD S20.20 (Latest Revision)