



FEATURES

- ✓ Standard 14-pin DIP Package
- ✓ Mil-Std-202 Compliant

Avionics Grade Crystal Oscillator

#blileytakesyoufurther

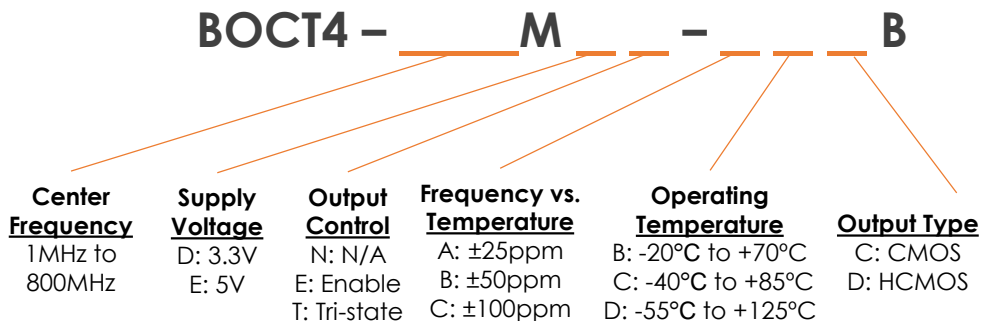
Description

Bliley Crystal Oscillator are designed to meet the rigorous demands of QPL 55310. Bliley's single vertically integrated factory of Crystal and Oscillator Engineering allows quick-turn samples of custom frequencies to support short-term design cycle-times. Applications consisting of: Military, Instrumentation, SATCOM, and Telecommunications.

Block Diagram



Part Number Configuration



*Not all combinations of options may be possible
 **Other options may be available

Performance Specifications

Parameter	Conditions	Values			Unit
		MIN	TYP	MAX	
General		MIN	TYP	MAX	
Frequency Range		1		800	MHz
Frequency Stability					
Vs. Temperature(1°C Steps)	See Options (Max) Referenced to +25°C		±25, ±50, ±100		ppm
Perturbation*				±3	ppm
Aging	1 st Year			±3	ppm
Supply Voltage(Vdd)	Option D	2.97	3.3	3.63	Vdc
	Option E	4.75	5	5.25	Vdc
Current Consumption	1MHz			25	mA
	50MHz			50	mA
	800MHz			100	mA
Output Control	Enabled-High Disabled-Low				
Startup Time				5	mSec
Moisture Sensitivity Level	1				

*Frequency variation from the fitted curve

DISCLAIMER: Bliley Technologies, Inc. reserves the right to make changes to the product(s) and/or information contained herein without notice. No liability is assumed as a result of their use or application. No intellectual property rights accompany the sale or delivery of any such product(s) or information.

Performance Specifications

Parameter	Conditions	Values			Unit
		MIN	TYP	MAX	
Output Characteristics (CMOS)		MIN	TYP	MAX	
High Output Level	Logic "1"	90% Vdd			Vdc
Low Output Level	Logic "0"	10% Vdd			Vdc
Rise/Fall Time	10% ↔ 90%	10			nSec
Duty Cycle		40	50	60	%
Load			15	50	pF

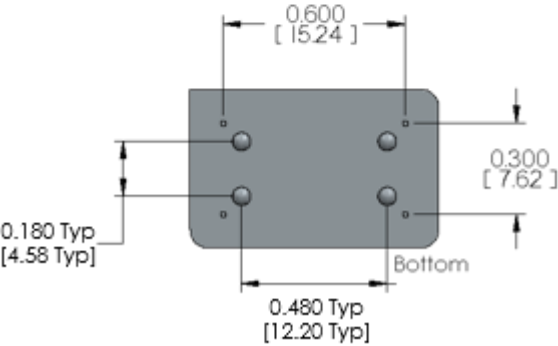
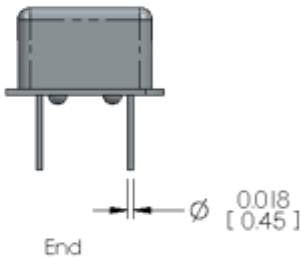
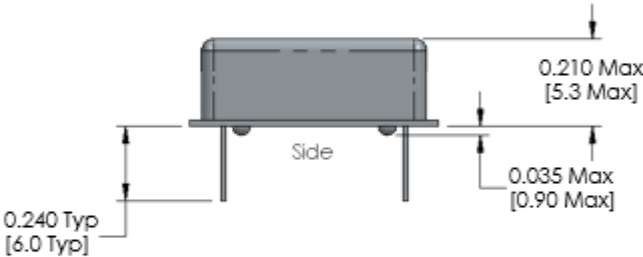
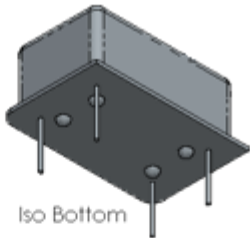
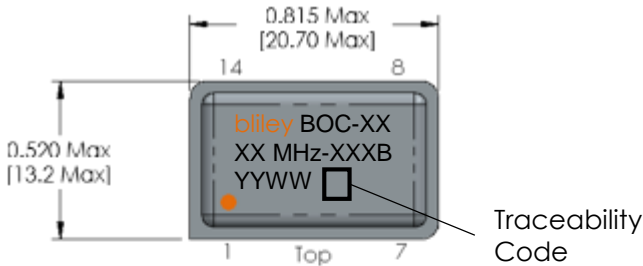
Parameter	Conditions	Values			Unit
		MIN	TYP	MAX	
Phase Noise (100MHz)		MIN	TYP	MAX	
Phase Noise	Tested at +25°C				
	10Hz		-75		dBc/Hz
	100Hz		-90		dBc/Hz
	1KHz		-110		dBc/Hz
	10kHz		-118		dBc/Hz
	100kHz		-125		dBc/Hz
	1MHz		-138		dBc/Hz
Phase Jitter (RMS)	12KHz-20MHz		1		pSec

Environmental Compliance

Parameter	Conditions	Values			Unit
		MIN	TYP	MAX	
Operating Temperature	Option B	-20		+70	°C
	Option C	-40		+85	°C
Storage Temperature		-55		+125	°C
Solderability	MIL-STD-202 Method 208				
Solvent Resistance	MIL-STD-202 Method 215				
Shock	MIL-STD-202 Method 213 Test Condition A				
Vibration	MIL-STD-202 Method 204 Test Condition B				
Temperature Cycling	MIL-STD-202 Method 107 Test Condition A				
Seal	MIL-STD-202 Method 112 Test Condition C & D				

DISCLAIMER: Bliley Technologies, Inc. reserves the right to make changes to the product(s) and/or information contained herein without notice. No liability is assumed as a result of their use or application. No intellectual property rights accompany the sale or delivery of any such product(s) or information.

Physical Specifications



PIN	FUNCTION
1	Output Control
7	Ground
8	RF Output
14	Supply Voltage

Tolerances (mm) .X = ± 0.5, .XX = ±0.2 unless otherwise specified



Notes

DISCLAIMER: Bliley Technologies, Inc. reserves the right to make changes to the product(s) and or information contained herein without notice. No liability is assumed as a result of their use or application. No intellectual property rights accompany the sale or delivery of any such product(s) or information.