

FEATURES

- ✓ 200mW steady state power
- ✓ <500mW start-up power
- ✓ -125dBc/Hz @ 10Hz phase noise
- ✓ CMOS and Sinewave Outputs
- ✓ 0.5ppb/g acceleration sensitivity

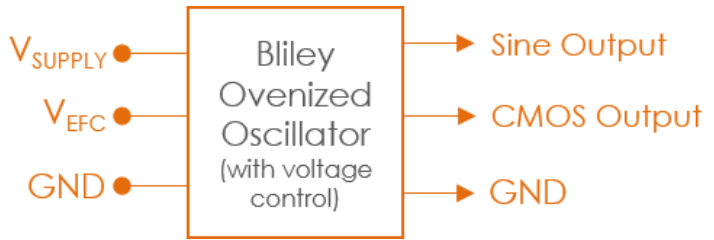
Low Power Oscillator

#blileytakesyoufurther

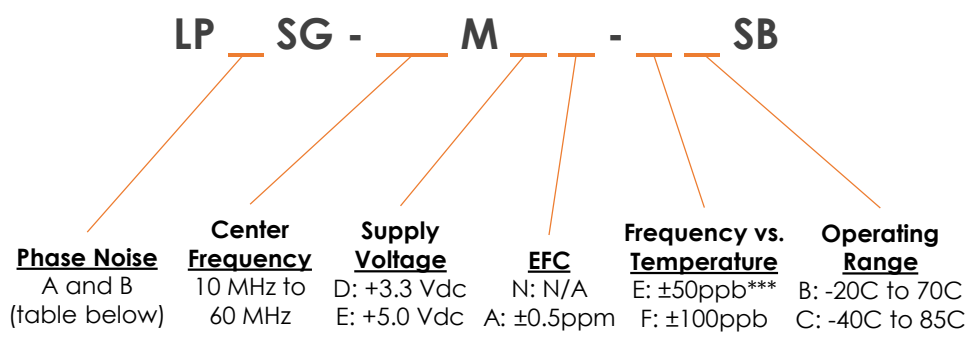
Description

Bliley's Dual Output Low Power Crystal Oscillator Series offers both CMOS and Sinewave outputs in a compact package for applications where size and power are a concern. The LP series achieves low startup power while maintaining a fast warm up of less than one minute.

Block Diagram



Part Number Configuration



*Not all combinations of options may be possible
 **Other options may be available

***(E) Stability only available on Operating Range (B)



Performance Specifications

Parameter	Conditions	Values			Unit
		MIN	TYP	MAX	
Frequency Range		10		60	MHz
Initial Tolerance	@ +25°C±1°C			±100	ppb
Warm Up Time	To initial tolerance			1	Min
Frequency Stability					
vs. Temperature	See Options (Max) Referenced to +25°C		±50***, ±100		ppb
vs. Load	± 5% Δ in Load		±25		ppb
vs. Supply Voltage	± 5% Δ in supply		±25		ppb
ADEV (Short Term Stability)	T = 1 second (10MHz)		8E-12		
Aging					
1 st Year	After 30 Days Operation			±100	ppb
20 Years				±500	ppb
Supply Voltage (Vdd)					
	Option D	3.13	3.3	3.47	Vdc
	Option E	4.75	5	5.25	Vdc
Power Dissipation					
Start Up	@ +25°C			500	mW
Steady State	@ +25°C, 3.3Vdc		200		mW
Steady State	@ +25°C, 5Vdc		325		mW
Electronic Frequency Control					
Voltage Range		0		Vdd	Vdc
Center Voltage			Vdd/2		Vdc
Frequency Range	See Options (Min)	±0.5			ppm
Slope			positive		
Input Impedance			100		kΩ
Linearity			10		%

***Stability only available from -20 to 70C

DISCLAIMER: Bliley Technologies, Inc. reserves the right to make changes to the product(s) and/or information contained herein without notice. No liability is assumed as a result of their use or application. No intellectual property rights accompany the sale or delivery of any such product(s) or information.

Performance Specifications

Parameter	Conditions	Values			Unit
		MIN	TYP	MAX	
Output Characteristics (CMOS)		MIN	TYP	MAX	
High Output Level	Logic "1"	90% Vdd			Vdc
Low Output Level	Logic "0"	10% Vdd			Vdc
Rise/Fall Time		10			nSec
Duty Cycle		45	50	55	%
Load		15			pF
Output Characteristics (Sinusoid)		MIN	TYP	MAX	
Output Level		6.0			dBm
VSWR	Into 50 Ω	1.5:1			
Harmonics		-30			dBc
Load		45	50	55	Ω

Performance Specifications

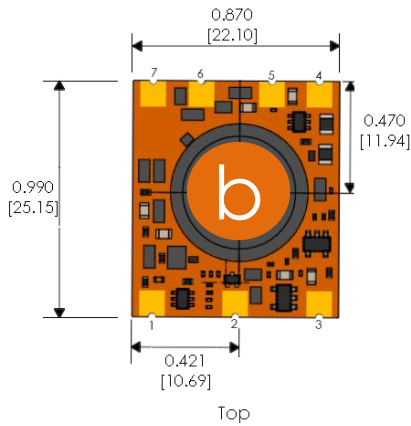
Parameter	Conditions		Values		Unit	
Phase Noise (Sinusoid)			TYP	TYP		
Phase Noise (10 MHz)	Tested at +25°C	Option	A	B		
			10Hz	-125	-120	dBc/Hz
			100Hz	-152	-150	dBc/Hz
			1kHz	-162	-158	dBc/Hz
			10kHz	-165	-162	dBc/Hz
	100kHz	-168	-165	dBc/Hz		
Phase Noise (60 MHz)	Tested at +25°C	Option	A	B		
			10Hz	-95	-90	dBc/Hz
			100Hz	-125	-120	dBc/Hz
			1kHz	-152	-150	dBc/Hz
			10kHz	-162	-158	dBc/Hz
	100kHz	-165	-162	dBc/Hz		
Phase Noise (CMOS)			TYP	TYP		
Phase Noise (10 MHz)	Tested at +25°C	Option	A	B		
			10Hz	-125	-120	dBc/Hz
			100Hz	-148	-145	dBc/Hz
			1kHz	-152	-150	dBc/Hz
			10kHz	-155	-150	dBc/Hz
	100kHz	-160	-155	dBc/Hz		
Phase Noise (60 MHz)	Tested at +25°C	Option	A	B		
			10Hz	-95	-90	dBc/Hz
			100Hz	-125	-120	dBc/Hz
			1kHz	-148	-145	dBc/Hz
			10kHz	-152	-150	dBc/Hz
	100kHz	-155	-150	dBc/Hz		

DISCLAIMER: Bliley Technologies, Inc. reserves the right to make changes to the product(s) and/or information contained herein without notice. No liability is assumed as a result of their use or application. No intellectual property rights accompany the sale or delivery of any such product(s) or information.

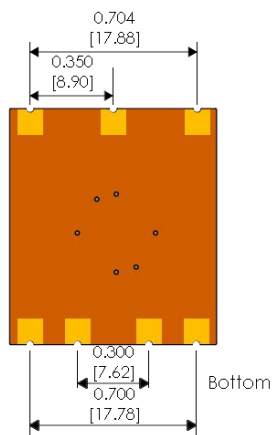
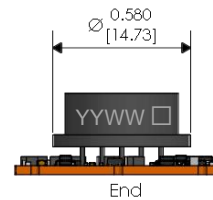
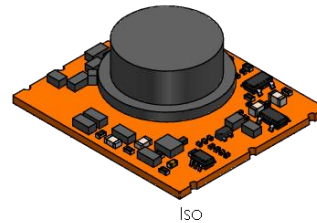
Environmental Compliance

Parameter	Conditions	Values			Unit
		MIN	TYP	MAX	
Environmental & Reliability		MIN	TYP	MAX	
Operating Temperature	Option B	-20		+70	°C
	Option C	-40		+85	°C
Storage Temperature		-55		+95	°C
Shock	MIL-STD-202 Method 213, Test Condition C	Survive			
Sinusoidal Vibration	MIL-STD-202 Method 204, Test Condition A	Survive			
Random Vibration	MIL-STD-202 Method 214, Test Condition 1B, 15min	Survive			
MTTF	Calculated using MIL-HDBK-217	153,300			Hrs
Acceleration Sensitivity	10MHz output Vibration profile: 0.001G ² /Hz 10Hz to 2kHz	0.5			ppb/g

Physical Specifications



Full part number marked around side of crystal:
LPXSG-XXMXX-XXSB YYWW-SN



PIN	FUNCTION
1	EFC/N.C.
2	N.C.
3	Supply Voltage
4	CMOS Output
5	N.C.
6	Sine Output
7	Ground

Tolerances (mm) .X = ± 0.5, .XX = ±0.2 unless otherwise specified

Notes:
• Non-RoHS available upon request