



## FEATURES

- ✓ High Stability vs. Temperature
- ✓ Quick Warm-Up Time
- ✓ Low Age Rates
- ✓ Low Phase Noise
- ✓ 51x51mm Package

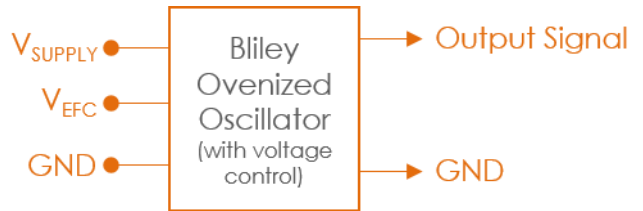
## Oven Controlled Oscillator

#blileytakesyoufurther

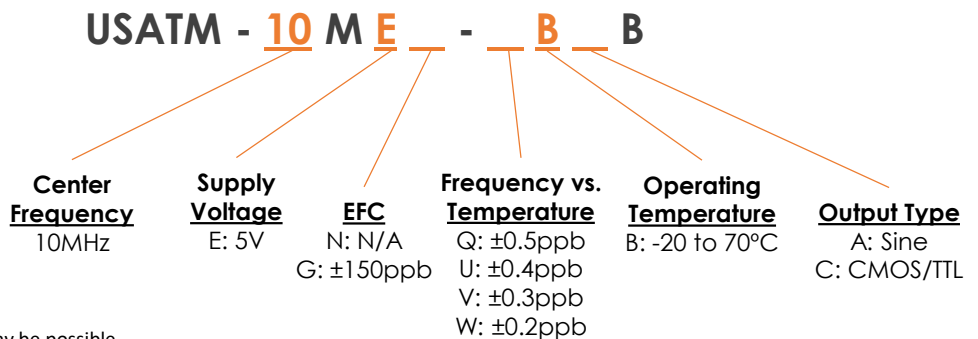
### Description

Bliley high performance OXCO product offering is a result of 85 years in the Frequency Control Industry. Modern layout topologies enable Bliley to engineer and produce robust designs for all applications.

### Block Diagram



### Part Number Configuration



\*Not all combinations of options may be possible

\*\*Other options may be available

## Performance Specifications

Parameter	Conditions	Values			Unit
		MIN	TYP	MAX	
Frequency Range			10		MHz
Initial Accuracy	@ +25°C±1°C			±50	ppb
Warm Up Time	Within ±100ppb of Final Frequency			5	Min
Frequency Stability					
vs. Temperature	Referenced to +25°C		±0.5		ppb
vs. Load	± 5% Δ in Load			±0.1	ppb
vs. Supply Voltage	± 5% Δ in supply			±0.1	ppb
ADEV (Short Term Stability)	T = 1 second		3E-12		
Aging	1 <sup>st</sup> Year			±20	ppb
Supply Voltage (Vdd)		4.75	5	5.25	Vdc
Power Dissipation					
Start Up	@ +25°C			1200	mA
Steady State	@ +25°C			400	mA
Electronic Frequency Control					
Voltage Range		0		4	Vdc
Center Voltage			2		Vdc
Frequency Range		±150			ppb
Slope			positive		
Input Impedance		100			kΩ
Linearity				10	%

## Performance Specifications

Parameter	Conditions	Values			Unit
Output Characteristics (Sinusoidal)		MIN	TYP	MAX	
Output Level		5.0	7.0	9.0	dBm
Harmonics				-40	dBc
Load		45	50	55	$\Omega$
Output Characteristics (CMOS)		MIN	TYP	MAX	
High Output Level	Logic "1"	2.4			Vdc
Low Output Level	Logic "0"			0.4	Vdc
Rise/Fall Time				5	nSec
Duty Cycle		45	50	55	%
Load			15		pF

Parameter	Conditions	Values			Unit
Phase Noise		MAX			
Phase Noise	Tested at +25°C				
	1Hz		-95		dBc/Hz
	10Hz		-120		dBc/Hz
	100Hz		-140		dBc/Hz
	1kHz		-145		dBc/Hz
	10kHz		-145		dBc/Hz

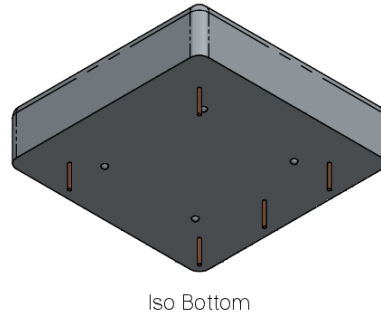
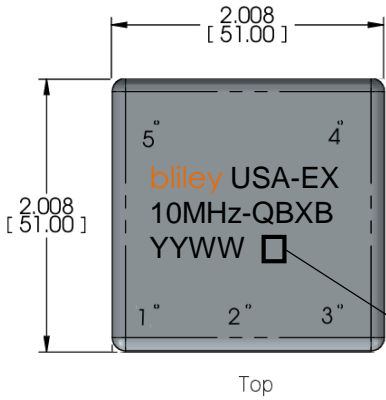
**DISCLAIMER:** Bliley Technologies, Inc. reserves the right to make changes to the product(s) and/or information contained herein without notice. No liability is assumed as a result of their use or application. No intellectual property rights accompany the sale or delivery of any such product(s) or information.

## Environmental Compliance

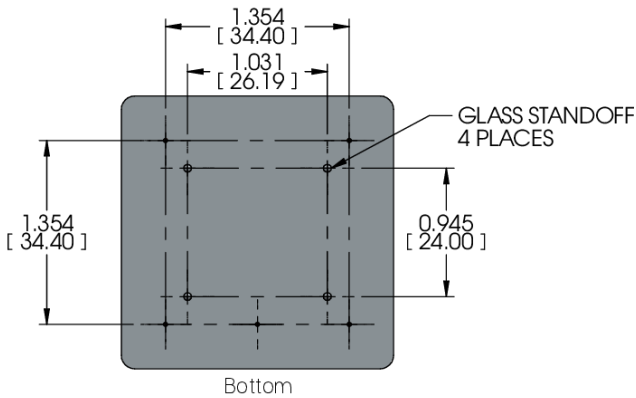
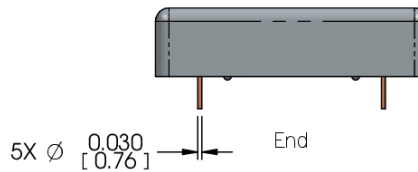
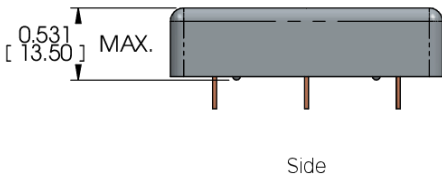
Parameter	Conditions	Values			Unit
		MIN	TYP	MAX	
Operating Temperature		-20		+70	°C
Storage Temperature		-40		+105	°C
Seal	MIL-STD-202 Method 112 Test Condition D				
Mechanical Shock	MIL-STD-202 Method 213 Test Condition J				
Vibration	MIL-STD-202 Method 201				

**DISCLAIMER:** Bliley Technologies, Inc. reserves the right to make changes to the product(s) and/or information contained herein without notice. No liability is assumed as a result of their use or application. No intellectual property rights accompany the sale or delivery of any such product(s) or information.

## Physical Specifications



Traceability Code



PIN	FUNCTION
1	EFC/N.C.
2	N.C.
3	Supply Voltage
4	RF Output
5	Ground

Tolerances (mm) .X = ± 0.5, .XX = ± 0.2 unless otherwise specified

Notes:  
• None

**DISCLAIMER:** Bliley Technologies, Inc. reserves the right to make changes to the product(s) and/or information contained herein without notice. No liability is assumed as a result of their use or application. No intellectual property rights accompany the sale or delivery of any such product(s) or information.