



For publishers

Joining hands with Priori to succeed in the App Economy

How do we help you?

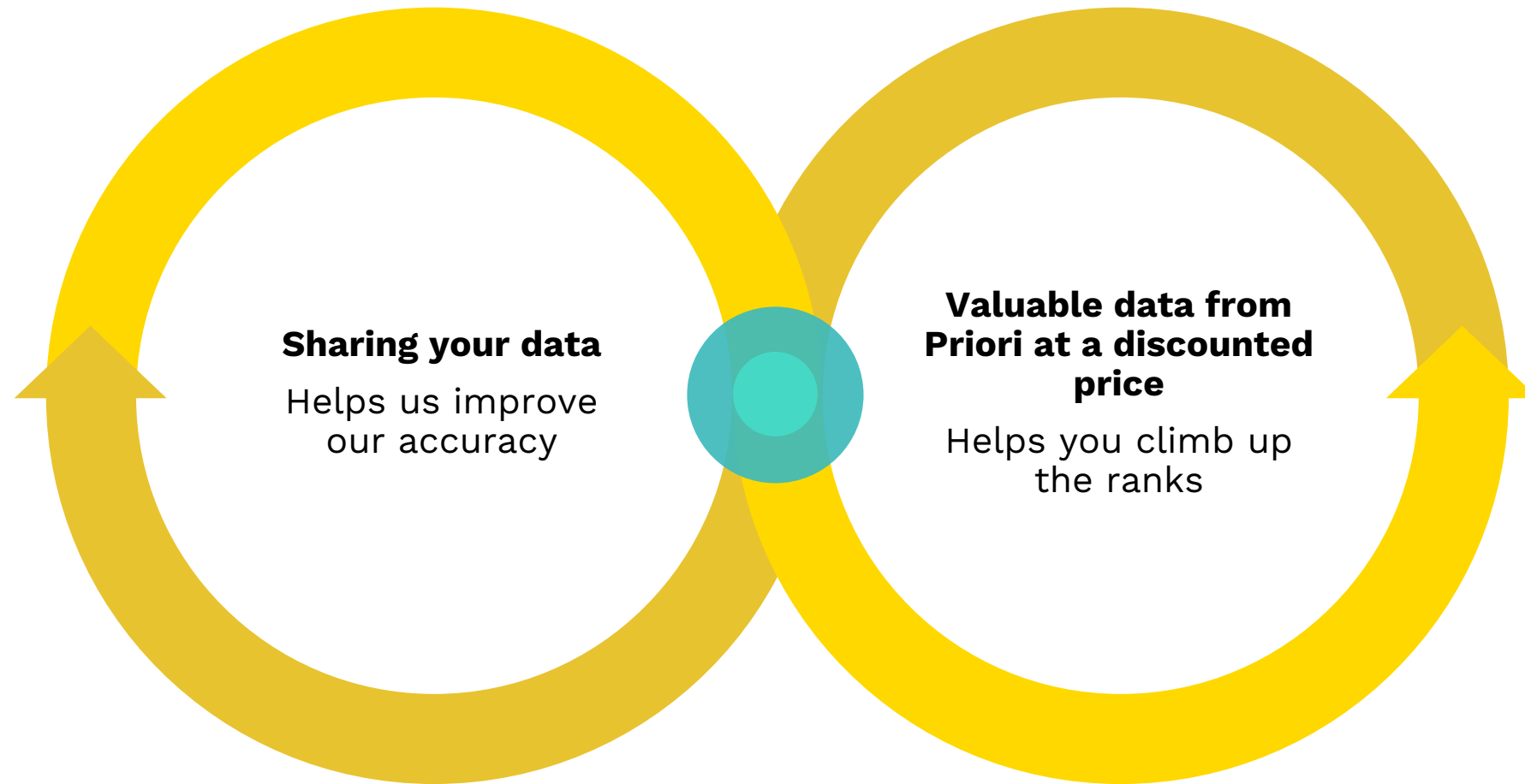
Just like we help our 25,000 current data partners. Exposing and enriching you with all the critical app data intelligence, which allows you to benchmark your performance in the ever changing app economy.

How do you help us?

Sharing your data - anonymously - helps us improve our data models to provide better estimates on downloads, revenue and other vital metrics through the platform, helping everyone in the app economy understand performance in a smarter and more transparent way.

That's why each and every data partnership is a win-win proposal

We view this as a data-for-data exchange



What do you get?

The Data Partner Offer

Up to 50% discount off the base plan of your choice.

Whether you need Keyword, App or Market data, get the price of your base subscription halved by joining the partner offer*

prioridata Search by app or publisher name or id Upgrade

My Watchlists Data as of Jan 07, 2018

My Watchlist My Watchlist Food Delivery Medlines Sephora Benchmark FB My First Watchlist POF Portfolio Sarah Starbucks Benchmark Starbucks Global McDonald's Global Starbucks Q5 split Uber for Dow Jones

Lovoo Report

Platform: Metric: Country: Time Period: Apps per page: Export:

Select multiple Global December 2017 Save Filters All

#	APP NAME	DOWNLOADS	SHARE	GROWTH	REVENUE	SHARE	GROWTH	
Totals:		12.6m	100%	-4.0%	\$60.5m	100%	-7.9%	
1	Tinder	2.5m	20.2%	-7.9%	\$16.3m	27%	-13.1%	
2	Badoo - Free Chat & Dating App	2.0m	15.6%	-8.1%	\$406.3k	0.7%	-16.2%	
3	Tinder	1.2m	9.6%	-6.2%	\$28.0m	46.3%	-6.1%	
4	happn - Local dating app	873.8k	6.9%	2.8%	\$339.7k	0.6%	-17.6%	
5	Jaumo Flirt Chat & Dating	798.7k	6.3%	27.5%	\$176.6k	0.3%	-18.2%	
6	POF Free Dating App	589.8k	4.7%	-14.5%	\$1.3k	0%	70.9%	
7	LOVOO	530.1k	4.2%	-4.9%	\$758.1k	1.3%	-23.6%	
8	Badoo - Meet New People	523.6k	4.2%	-4.1%	\$2.1m	3.5%	3.8%	
9	MeetMe: Chat & Meet New People	446.4k	3.5%	-7.1%	\$377.0k	0.6%	15.0%	
10	OkCupid Dating	398.4k	3.2%	13.2%	\$213.9k	0.4%	-22.3%	
11	Zoosk Dating App: Meet Singles	368.8k	2.9%	-8.6%	\$0	0%	NM	
12	Bumble - Date, Meet Friends, Network.	346.2k	2.7%	2.7%	\$573.4k	0.9%	-13.6%	
13	Bumble - Meet New People	340.9k	2.7%	-10.5%	\$3.4m	5.6%	-0.7%	
14	happn - Dating app	282.1k	2.2%	-5.3%	\$415.8k	0.7%	0.2%	
15	POF Dating	276.0k	2.2%	-6.9%	\$1.9m	3.2%	-9.0%	
16	MeetMe - Go Live Chat & Meet	213.3k	1.7%	0.6%	\$395.1k	0.7%	36.6%	
17	LOVOO	203.0k	1.6%	-0.8%	\$1.0m	1.7%	4.8%	

Your Plan includes:
Unlocked Apps: 1105/1501
Tracked Keywords: 3038/2501
Lock Apps Before: January 11
Invite new members

APP INTELLIGENCE

- Historic data: daily, weekly, monthly, quarterly download/revenue performance of the apps that matter to you*.
- Benchmark performance across Google Play and Apple App Store in 55 countries.
- Daily updates: Get fresh download and revenue data everyday
- Build watchlists of apps to follow over time.
- Export any view/aggregation of data to CSV/Excel.

PUBLISHER INTELLIGENCE

- Full Portfolio Overview of 1M App Publishers across Google Play & Apple App Store.

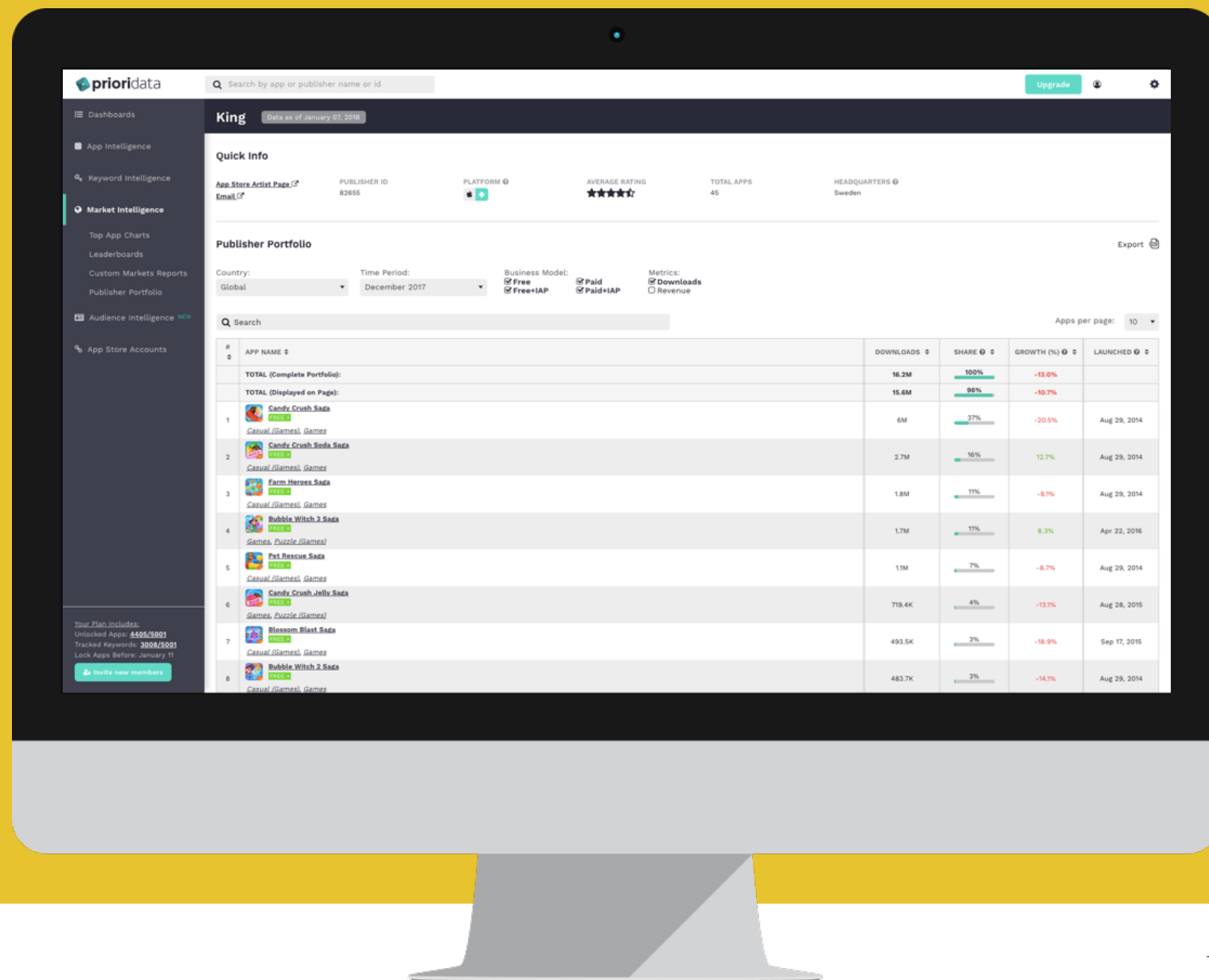
- Understand current vs. past performance at both publisher and individual app level.

- Filter by business model and performance.

- Understand level of portfolio diversification and growth decomposition.

- See where a publisher is headquartered.

- Export any view/aggregation of data to CSV.



MARKET INTELLIGENCE & LEADERBOARDS

- Explore App or Publisher Leaderboards across Google Play Store & Apple App Store.

- Every native app store category.

- 55 Countries.

- Build your own custom categories.

- Filter by business model, download/revenue volumes*, device, launch date, or even by specific search terms

- Identify leads by country of HQ.

- Export any view/aggregation of data to CSV/Excel.

Define your market using filters and keywords:

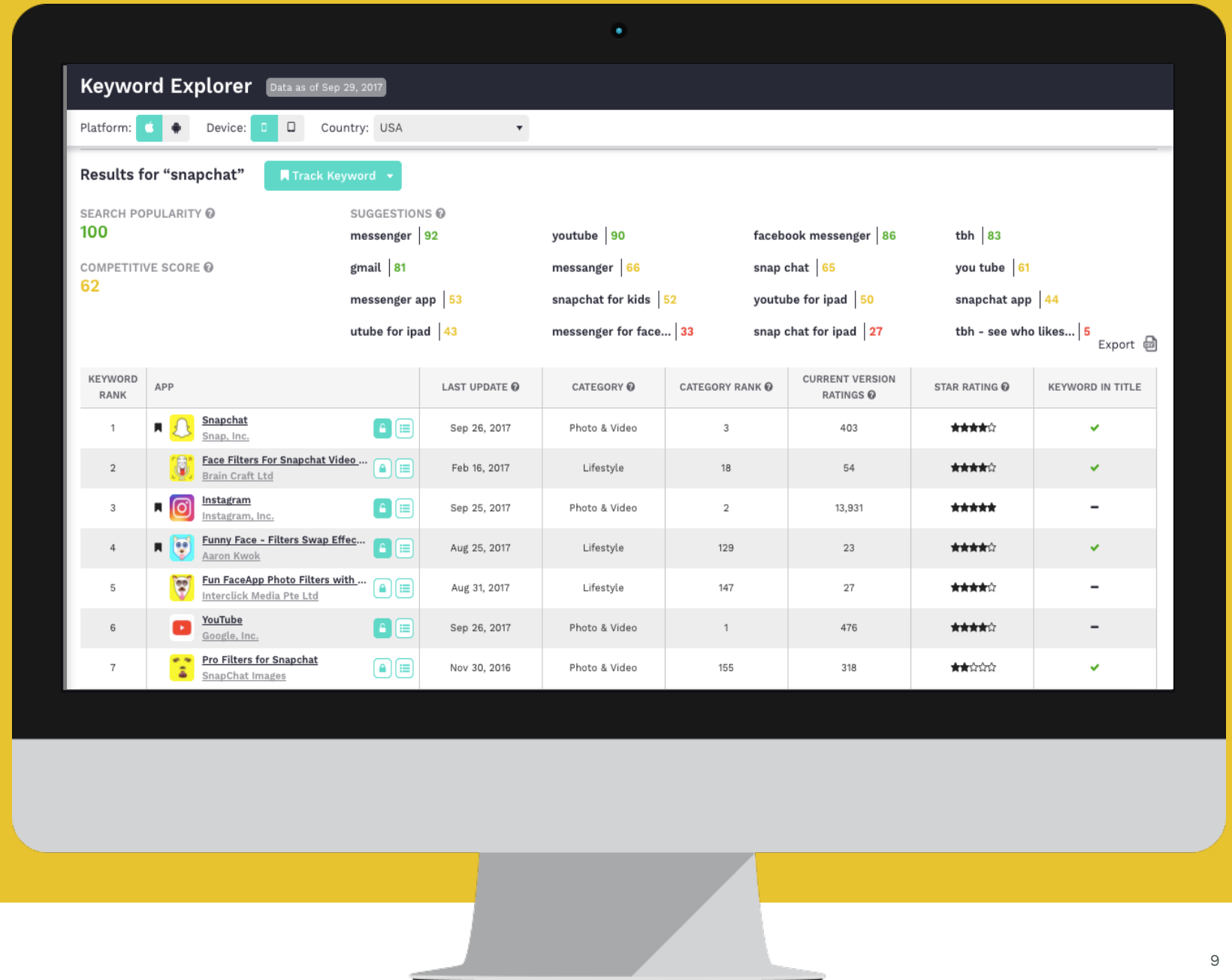
Refine results by: **App store attributes** **Country download and revenue ranges**

Apps View Publishers View **Your results: 118,203 Apps (Sep 01, 2016 - Sep 30, 2016)**

#	APP	DOWNLOADS	DL GROWTH (M)	DL GROWTH (%)	REVENUE	REV. GROWTH (\$)	REV. GROWTH (%)
	TOTAL:	21.9m	-1.5m		2.5m	67.3k	
1	Google Maps - Navigation & Transit Google, Inc. Navigation, Travel FREE	2.2m	-559.2k	-20.1%	\$0	\$0	NA
2	Uber Uber Technologies, Inc. Travel, Lifestyle FREE	1.5m	-70.5k	-4.4%	\$0	\$0	NA
3	Waze - GPS Navigation Maps & Social Traffic Waze Inc. Navigation, Travel FREE	843.4k	-22.1k	-2.6%	\$0	\$0	NA
4	Lyft - Taxi App Alternative Lyft, Inc. Travel, Navigation FREE	629.5k	16.9k	2.8%	\$0	\$0	NA

KEYWORD INTELLIGENCE

- Explore what apps are ranked for any keyword
- Get new inspiration through suggestions
- Understand how hard it is to get ranked for a keyword with the Competition score
- Assess consumer demand with the Search Popularity score
- Understand a keyword potential by weighing popularity and competition scores
- Check top keywords for any app
- Compare your performance for a keyword against your competitors
- Available for 18 countries



What do you need to do to get a discount?

You simply need to grant us a view-only access to your appstore accounts

It's simple, fast, and safe.

Visit this page for more information:

<https://prioridata.com/publisher-partner>

How is my data used?

We never show, share nor sell your data to third parties

We are committed to keeping your data safe.

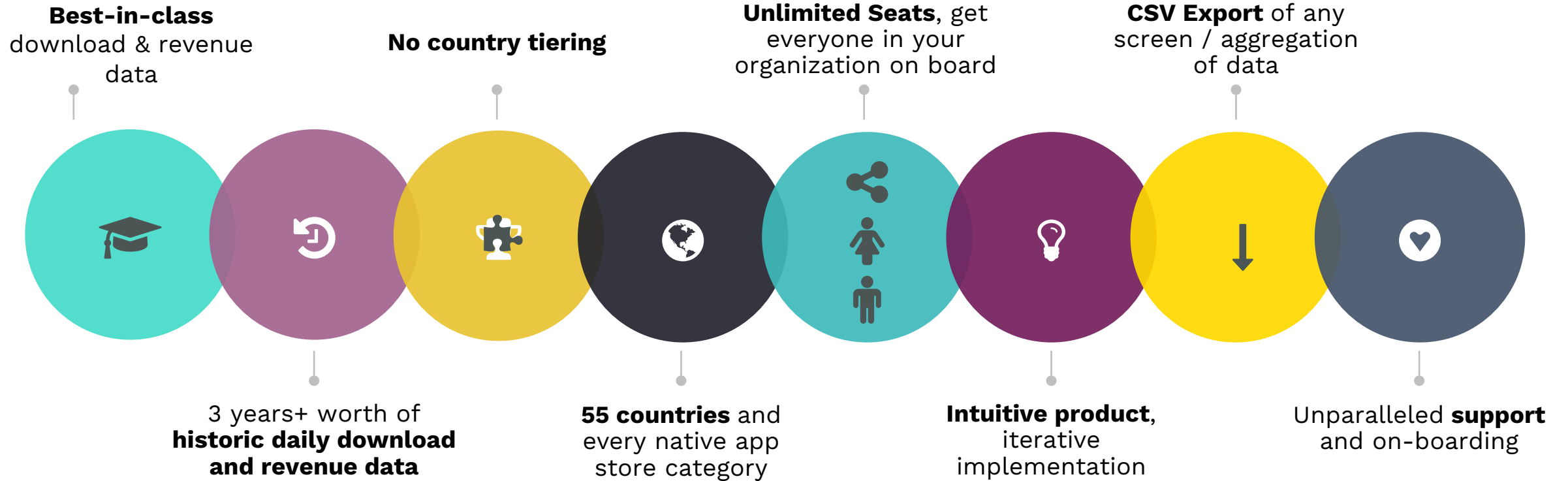
Read more about our data security and privacy policy here:

<http://prioridata.com/privacy-policy>

<http://prioridata.com/data-security>

Why choose Priori as your App Analytics tool?

Why Choose Priori?



Who else is part of the program?

More than 25,000 apps already partner with us

Social / Music / Entertainment:



News / Reference / Education:



E-commerce & Shopping:



Gaming:



Health & Fitness / Finance:



Travel & Navigation:



Sports / Kids / Food:





**Claim your discounted access
today**

<https://prioridata.com/publisher-partner>