



For publishers

Joining hands with Priori to succeed in the App Economy

How do we help you?

Just like we help our 25,000 current data partners. Exposing and enriching you with all the critical app data intelligence, which allows you to benchmark your performance in the ever changing app economy.

How do you help us?

Sharing your data - anonymously - helps us improve our data models to provide better estimates on downloads, revenue and other vital metrics through the platform, helping everyone in the app economy understand performance in a smarter and more transparent way.

That's why each and every data partnership is a win-win proposal

We view this as a data-for-data exchange

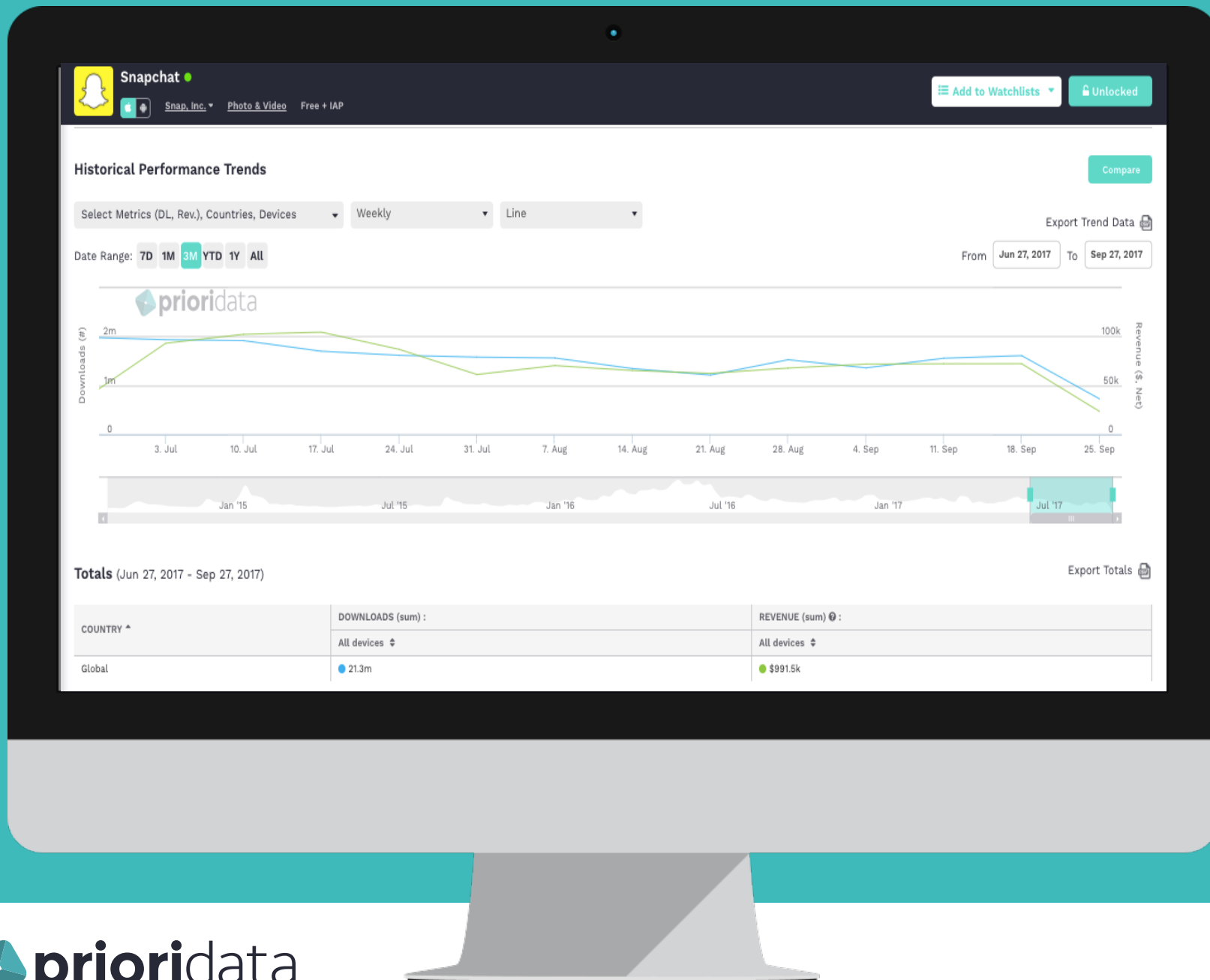


What do you get access to?

The Data Partner Offer

**Historical and country level download and revenue estimates
for 10 competitor apps/month, for one year.
For free.**

This access level costs \$2,400 for non data partners

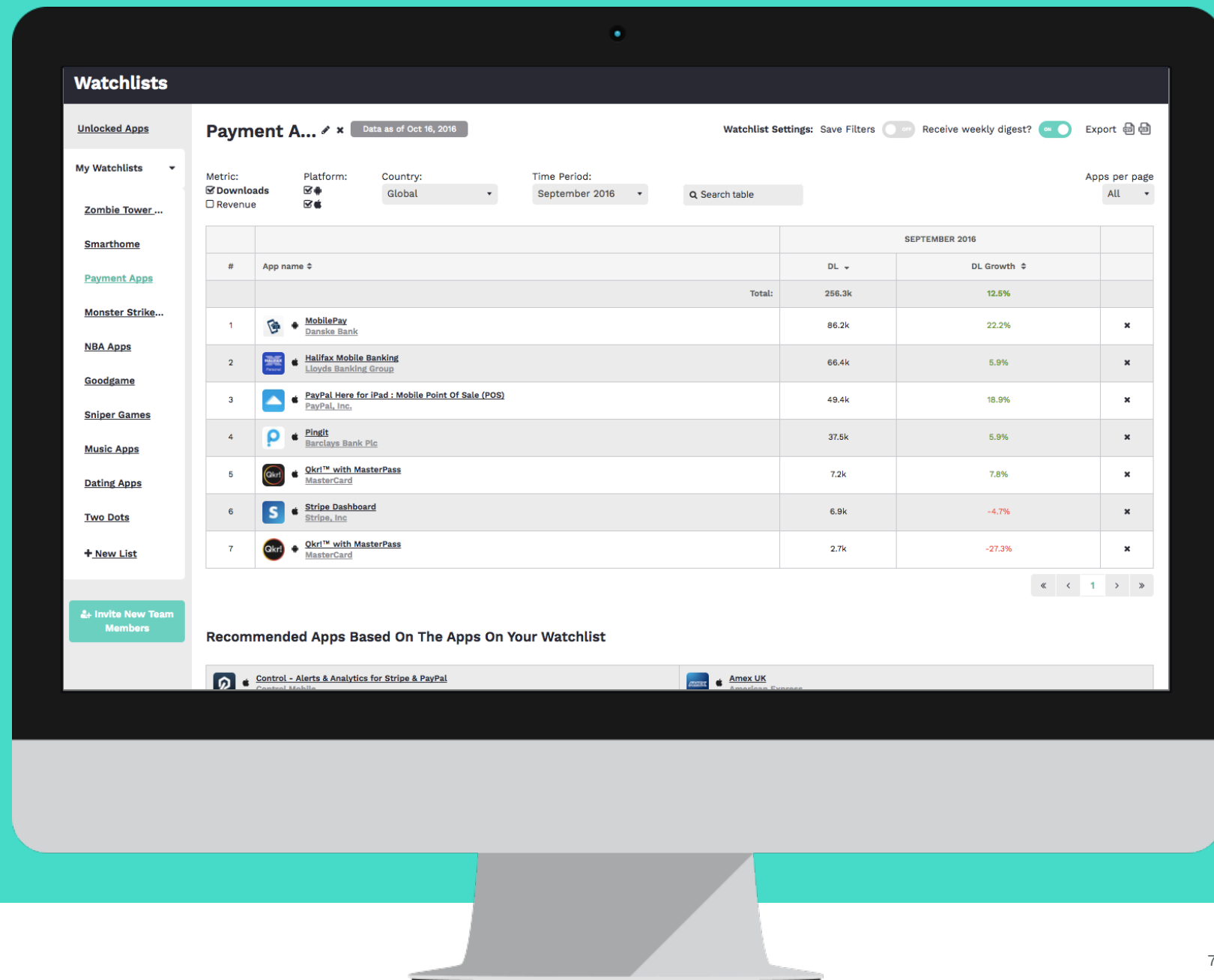


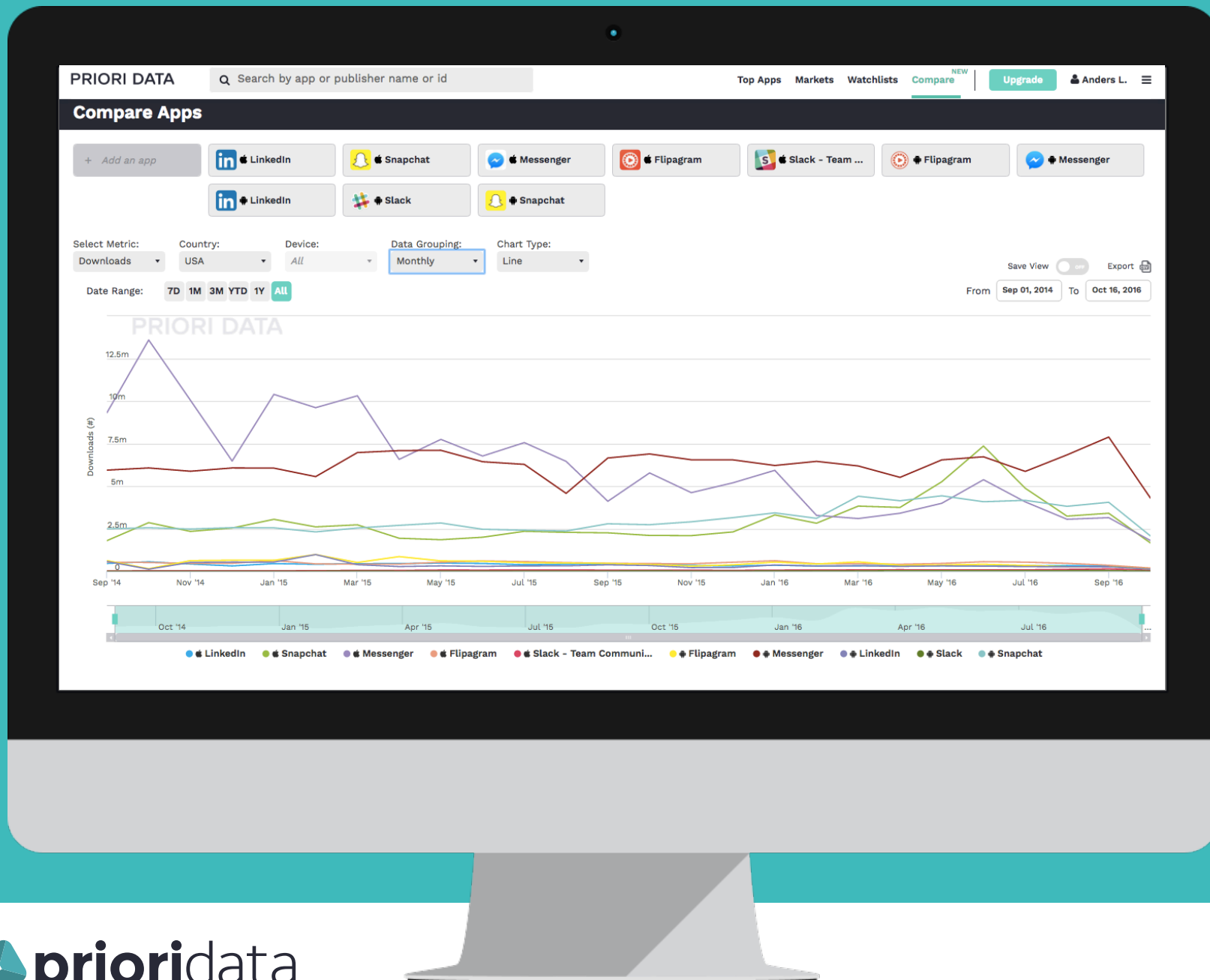
APP INTELLIGENCE

- Historic data: daily, weekly, monthly, quarterly download/revenue performance of the apps that matter to you.
- Benchmark performance across Google Play and Apple App Store in 55 countries.
- Daily updates: Get fresh download and revenue data everyday
- Export any view/aggregation of data to CSV/Excel

MY WATCHLISTS

- Keep an overview of the performance of every app you care about
- Get weekly email digests
- Use Watchlists to keep track of competitors, potential acquisitions or customers
- Receive suggestions for similar apps based on what is on your Watchlists
- Get individual app level performance or sum of Total downloads and revenues for all apps on your Watchlists
- Export your Watchlists to CSV/Excel





MY COMPARISONS

- Compare your performance against your competitors at a daily granularity for any of the 55 markets we cover
- Plot up to 10 apps in one view
- Export your results to csv for further analysis
- See when and where your competitors see a boost/decline in downloads and revenue

What do you need to do?

You simply need to grant us a view-only access to your appstore accounts

It's simple, fast, and safe.

Visit this page for more information:

<https://prioridata.com/publisher-partner>

How is my data used?

We never show, share nor sell your data to third parties

We are committed to keeping your data safe.

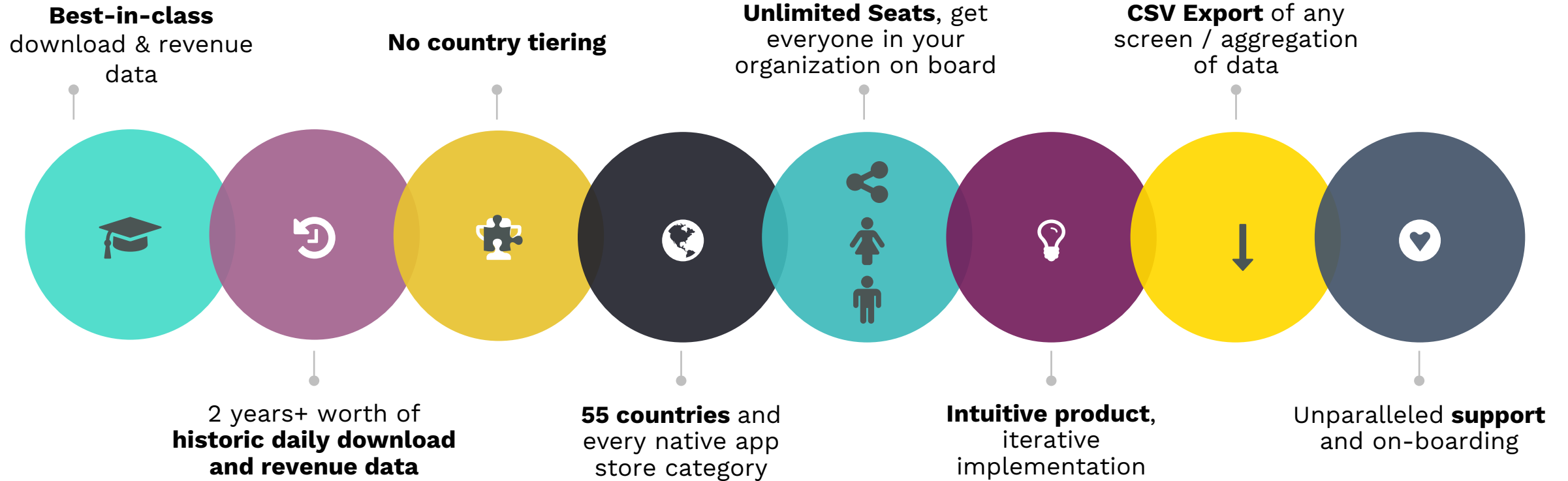
Read more about our data security and privacy policy here:

<http://prioridata.com/privacy-policy>

<http://prioridata.com/data-security>

Why choose Priori as your App Analytics tool?

Why Choose Priori?



Who else is part of the program?

More than 20,000 apps already partner with us

Social / Music / Entertainment:



News / Reference / Education:



E-commerce & Shopping:



Gaming:



Health & Fitness / Finance:



Travel & Navigation:



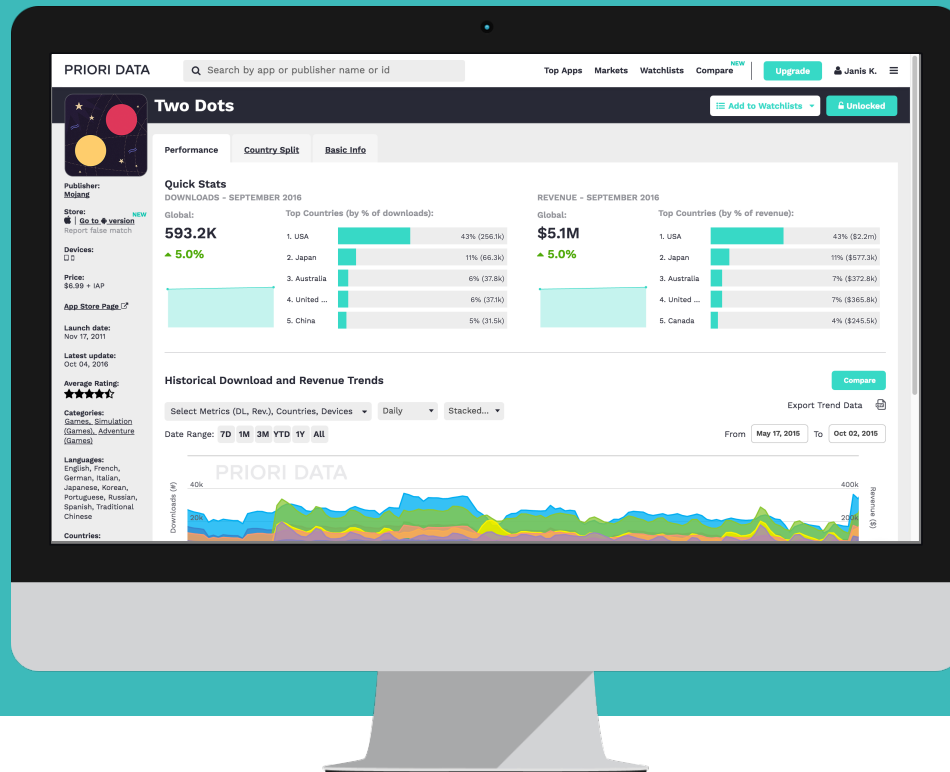
Sports / Kids / Food:



Going further

If you want more access, we've got you covered

We have data for all your needs – at competitive prices



Publisher Intelligence:

- Portfolio Overview
- Business Model Breakdown
- Location of Developer

Market Intelligence:

- Top Charts for any Country & Category
- New Entrants
- Market Sizing
- Identify Top Local Developers

Keyword Intelligence:

- Top keywords any app is ranked for
- Customized keyword suggestions
- Available for 18 countries
- Compare app performance for a keyword



**Customized
Lead Lists**



**Competitive
Tracking**



Market Trends



API

PUBLISHER INTELLIGENCE

- Full Portfolio Overview of 1M App Publishers across Google Play & Apple App Store

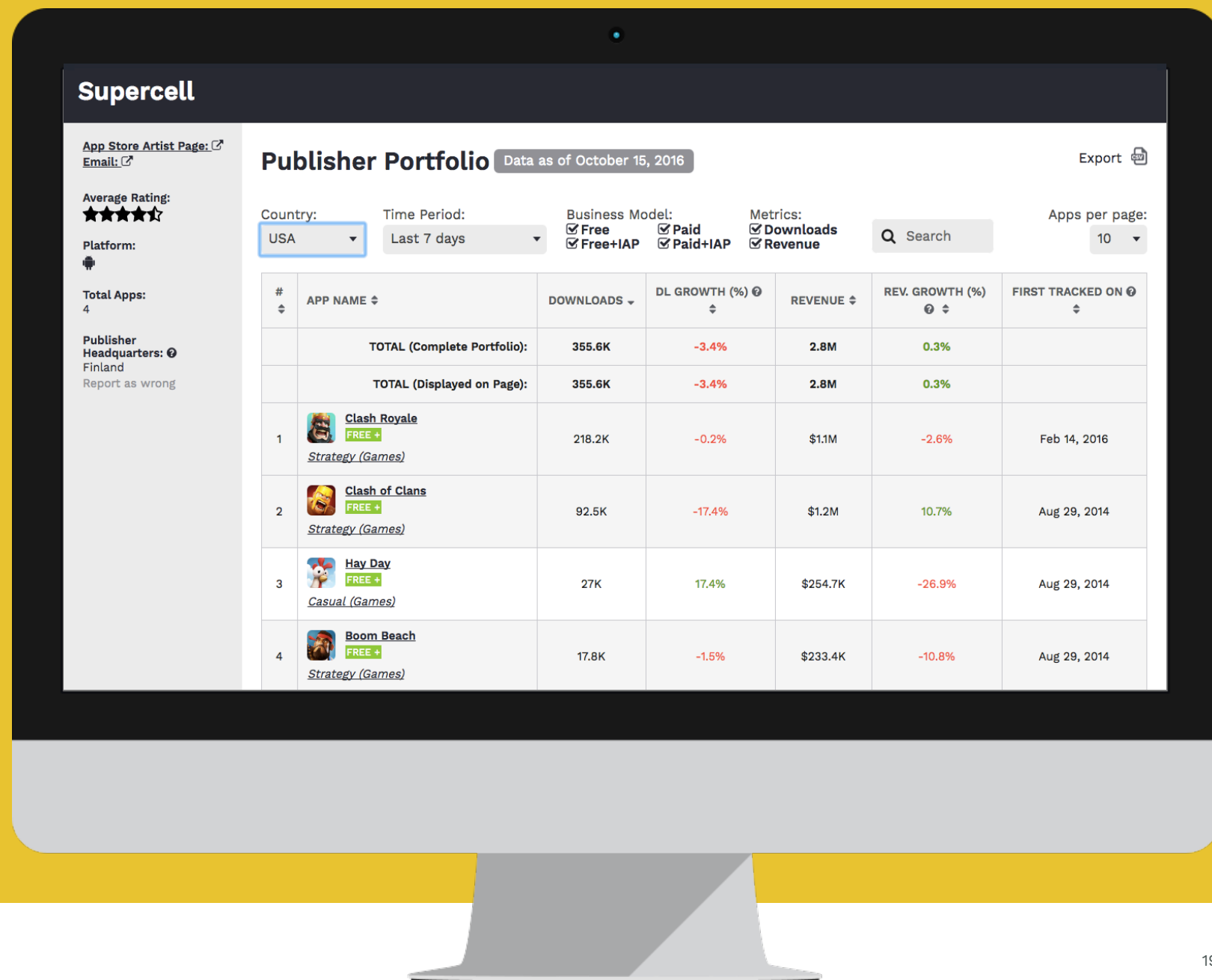
- Understand current vs. past performance at both publisher and individual app level

- Filter by business model and performance

- Understand level of portfolio diversification and growth decomposition

- See where a publisher is headquartered.

- Export any view/aggregation of data to CSV.



MARKET INTELLIGENCE & LEADERBOARDS

- Explore App or Publisher Leaderboards across Google Play Store & Apple App Store

- Every native app store category

- 55 Countries

- Build your own custom categories

- Filter by business model, download/revenue volumes, device or launch date

- Identify leads by country of HQ

- Export any view/aggregation of data to CSV/Excel





Define your market using filters and keywords:

🔍 September 2016 USA Downloads + Keywords Relevance Apple App Store Travel Click to enter keywords... Clear x

Refine results by: App store attributes Country download and revenue ranges Sort results by

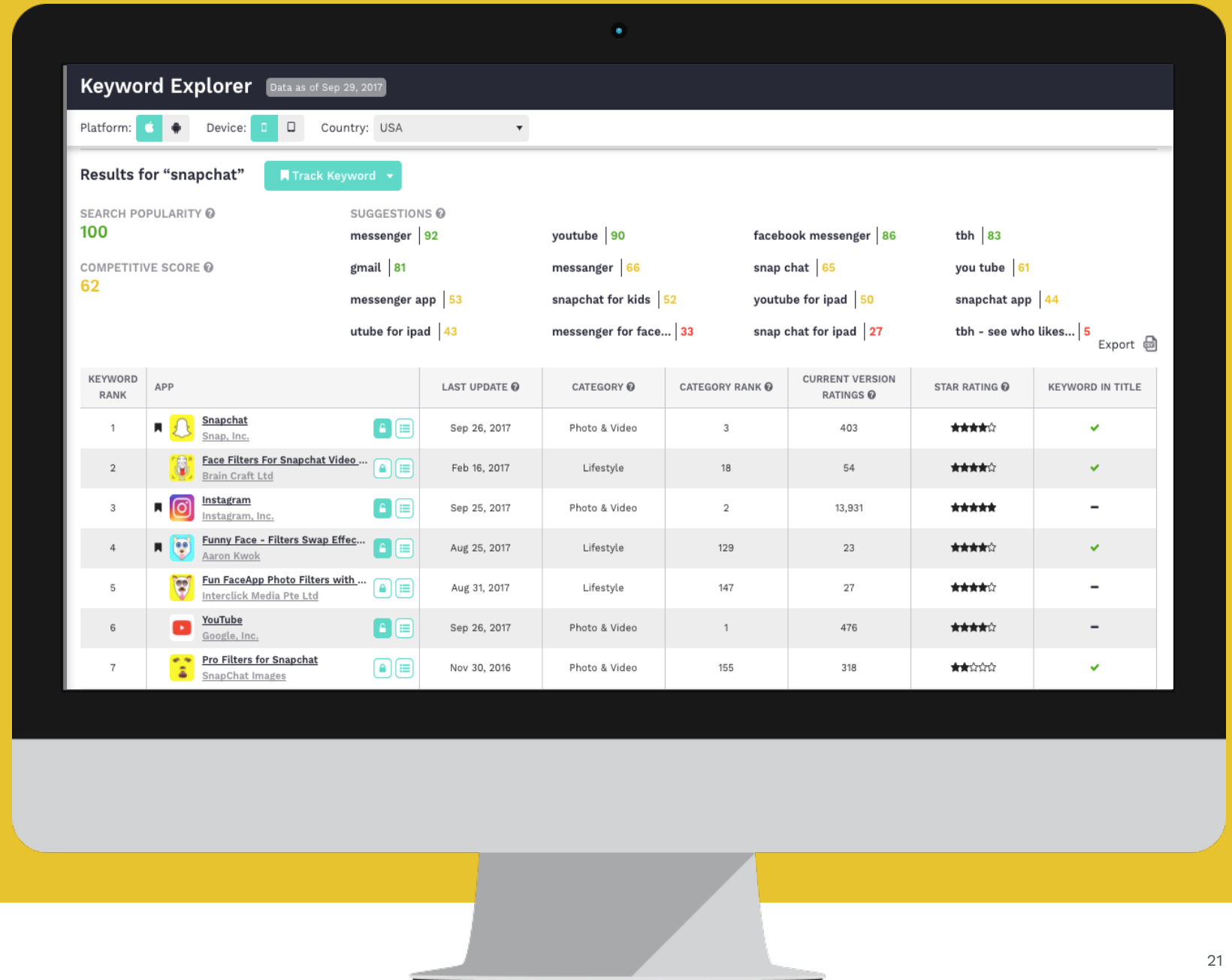
Which Platform? In Categories Primary Category Only? By Devices Bus.Model Featured? In-App Purchases? Release Date Origin Country

Apps View Publishers View Your results: 118,203 Apps (Sep 01, 2016 - Sep 30, 2016) Export (up to 250 rows):

| # | APP | DOWNLOADS | DL GROWTH (M) | DL GROWTH (%) | REVENUE | REV. GROWTH (\$) | REV. GROWTH (%) |
|---|---|-----------|---------------|---------------|---------|------------------|-----------------|
| | TOTAL: | 21.9m | -1.5m | | 2.5m | 67.3k | |
| 1 |  Google Maps - Navigation & Transit Google, Inc. Navigation, Travel FREE | 2.2m | -559.2k | -20.1% | \$0 | \$0 | NA |
| 2 |  Uber Uber Technologies, Inc. Travel, Lifestyle FREE | 1.5m | -70.5k | -4.4% | \$0 | \$0 | NA |
| 3 |  Waze - GPS Navigation Maps & Social Traffic Waze Inc. Navigation, Travel FREE | 843.4k | -22.1k | -2.6% | \$0 | \$0 | NA |
| 4 |  Lyft - Taxi App Alternative Lyft, Inc. Travel, Navigation FREE | 629.5k | 16.9k | 2.8% | \$0 | \$0 | NA |

KEYWORD INTELLIGENCE

- Explore what apps are ranked for any keyword
- Get new inspiration through suggestions
- Understand how hard it is to get ranked for a keyword with the Competition score
- Assess consumer demand with the Search Popularity score
- Understand a keyword potential by weighing popularity and competition scores
- Check top keywords for any app
- Compare your performance for a keyword against your competitors
- Available for 18 countries





Claim your free access today

<https://prioridata.com/publisher-partner>