



Grass Roots

www.cmcustomlawn.com

4151 S. 84 St. Omaha, NE 68127 402.738.1718

Volume 2017 Issue 3

Make the Most of a Consultation Visit

Deciding on how to landscape your yard can be a very challenging process, and understandably so! Creating an entire outdoor living space is a unique process for every project. We hope you find the following guideline helpful to form ideas and make the most of your consultation visit.

Step 1: Prioritize the Features You Would Like


- ◊ Will your landscape occur in the front or back yard, include features such as a patio, water feature, or landscape lighting, address an issue such as drainage, or a combination of everything?



- ◊ If you are unsure of what you are interested in, look through books, magazines, or make your own sketch to come up with ideas for your project. It may help you determine the desired size of your landscape, the features to include, how you would like to use the space, as well as your general likes and dislikes.




Step 2: Prepare a Budget




- ◊ Landscapes encompass a wide array of features and are customized for every project. We will work with you to propose a plan that will fit your budget.

- ◊ If the project is a bit more than you are planning to spend this year, revisit the priorities of your project and discuss the possibility of completing the project in phases, such as: This year install the new patio and expand the driveway, next year install the retaining wall and plants.

- ◊ Be prepared to provide a down payment for 1/3 of the total project upon agreeing to the proposal.




Step 3: Explore Options



- ◊ There are many factors that need to be considered that may affect a project. The CM's Team will help you determine the appropriate plants and structures to install for your property when considering such factors as sun and shade exposure, grading, and water flow.

- ◊ Sprinkler systems do not have to prevent landscape projects from taking place. Heads, lines, valve boxes—they can all be moved!

- ◊ Consider new features such as, landscape lighting. It will not only accentuate features of your project, but it also adds safety and can extend the use of the area into the night.



Step 4: Consider Timing

- ◊ Try to find time to have all decision makers present at the consultation so everyone has the same expectations for the project.

- ◊ Call **at least** one month before you would like the project to be completed. This will allow time for the initial consultation, designs and revisions, and estimates to be prepared.



- ◊ If you would like an early spring or summer install, don't be afraid to call in the winter to get the process started. Our designers and sales managers are available year-round.

- ◊ Consider late summer or early fall installations to allow for greater flexibility in scheduling.



Contact CM's to Schedule your Consultation!



Reminders

1. Schedule spring clean ups and deep root feedings for trees and shrubs.
2. Prune ornamental grasses and perennials.
3. Submit your Ask the Arborist questions.

Meet the Arborist

We are pleased to announce John Chandler is now a Nebraska Certified Arborist. John has been with CM's since February 2014 in our maintenance division and also holds certifications in pesticide application for ornamental and turf pest control, structural/health related pest control and wildlife damage control. We appreciate John's contributions to CM's and his commitment to expanding his, as well as the company's, knowledge-base to serve our clients.

Be sure to take advantage of our arborists' knowledge by submitting your questions to [Ask the Arborist](#) or [contact the office](#).





Ask The Arborist

Emerald Ash Borer (EAB) Update: What Do We Know?

The phones lit up last June when the Nebraska Department of Agriculture confirmed that Emerald Ash Borer had made its way to Douglas County. Fortunately, our arborists here at CM's had been studying and preparing for EAB years ahead of time, including educating all of us at CM's, so we could help you through the decision-making process on your treatment options. Here is a quick recap on some key points.

Treatment Time is Fast Approaching

CM's is currently providing every other year injections of the TREE-äge injection system. We will be completing the bulk of our injections in April and May. Temperatures during this time are typically favorable and we prefer to inject before the insect is breeding. Once a tree shows symptoms of infestation, control may be difficult.

If you are interested in a quote for treatment, contact the office. We want to provide timely service for all of you.

Factors in Treatment

We are happy to consult with you about treatment. Here are a few items that we encourage homeowners to consider:

- Maturity of Tree
- Tree Health
- Effect on Property Value
- Effect on Energy Cost
- Sentimental Value
- Cost of Removal and Replacement

Longevity of Treated Trees

Although there are not guarantees, a healthy ash tree can be expected to survive another 15+ years when injecting with TREE-äge. Under the current product guidelines, it is necessary to treat on an every two year basis for the lifespan of the tree.

For clients who received a TREE-äge injection in 2015, you are due for another injection this spring. Those who just received an injection last year will be scheduled for another injection in 2018.

The outbreak of EAB helps us refocus on the big picture. We encourage you to follow our blog. Among other articles, one discusses what we have learned from EAB and other such outbreaks and how we can help our tree population survive.



Green Ash Tree, fall color

Contact CM's to evaluate your tree care needs!



Phone: 402.738.1718
Fax: 402.614.2771
E-mail: admin@cmscustomlawn.com

CM's
4151 S. 84 St.
Omaha, NE 68127