

MD30 TO MD20 COMPARISON

DISPLAYS

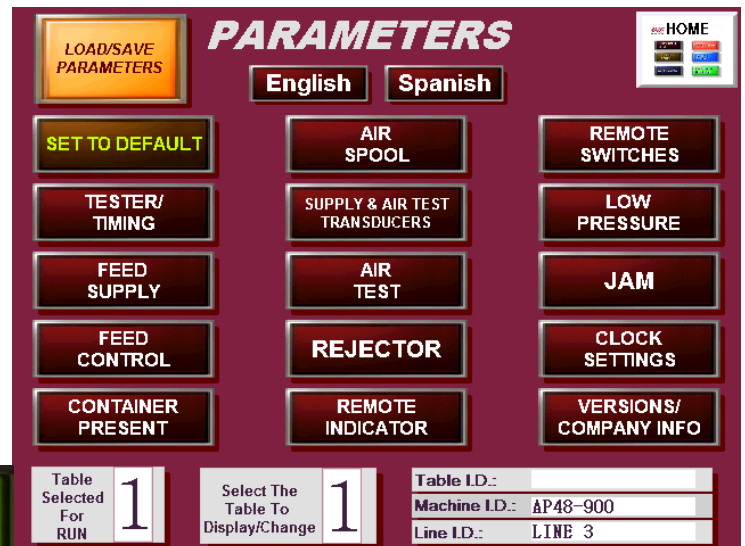
The MD30 uses a full color touchscreen display for viewing and interfacing with the control.
The MD20 uses a 4 line x 40 character LCD display and a 9 button keypad.



PARAMETER ORGANIZATION

MD30 -Parameters are organized by device type for easy and quick access. There is a settable password to restrict access to parameter settings.

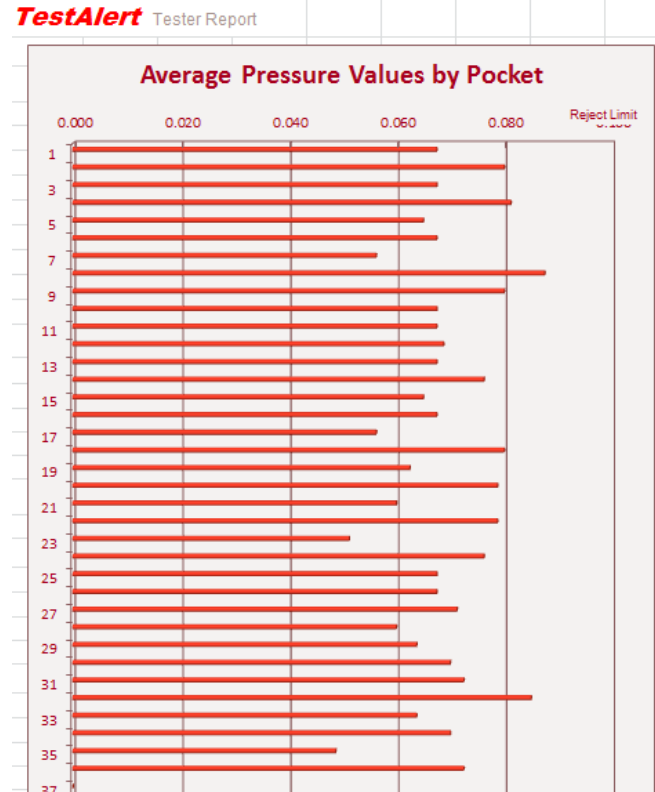
MD20 – Parameters are set in two separate sections, in a long list that is not organized. Password is a non-changeable key combination that most operators already know.



REPORTS

MD30 – Reports are available via Ethernet connection to display, USB memory stick or SD card. Data is in a CSV format for easy integration with SPC software or via included Excel Report Sheet.

MD20 – Shift reports sent to Printer Port via Dot Matrix printer.



TIME AND DATE STAMPS

MD30 – Time and Date Stamps are provided for the last 10 rejects, the last 20 error messages, and for the last Low Pressure Check. The system also shows the master run time for the tester to help with scheduling maintenance intervals.

MD20 – via RS232, the system can provide the time and date of the last 20 errors.

TestAlert Tester Report

Last 10 Rejects Report

#	Pocket	Pressure	Month	Day	Hour	Minute
1	36	0.553	8	18	16	49
2	1	4.994	8	18	16	47
3	9	4.700	8	18	16	47
4	21	0.130	8	18	16	43
5	36	0.154	8	18	16	30
6	35	0.155	8	18	16	30
7	34	0.168	8	18	16	30
8	33	0.145	8	18	16	30
9	32	0.161	8	18	16	30
10	31	0.171	8	18	16	30

Low Pressure Test Report

Last Low Pressure Check

Year	Month	Day	Hour	Minute
16	8	18	16	27

Time Since Last Low Pressure Check

Days	Hours	Minutes
0	0	38

REJECT LIMITS

MD30 – Ability to set 8 separate reject limits along with a text label for each. The operator (with a password) can select the correct reject limit by touching a button. The limits are set as actual PSI values.

MD20 – Only has the ability to set a single reject limit. The limit values are a difficult to understand binary value.

ACTIVE TEST REJECT LIMIT:

RECIPE #	1	GALLON	0.105	p.s.i.	LIMIT
----------	----------	---------------	--------------	---------------	-------

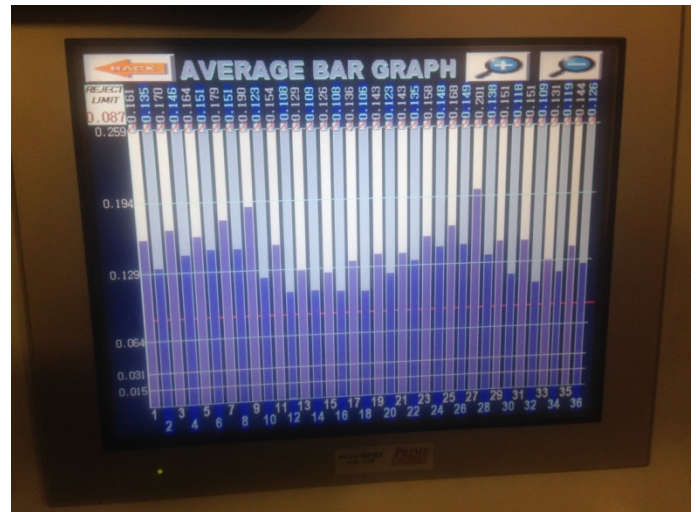
TEST REJECT LIMIT RECIPES:

SELECTION	LABEL	LIMIT
1	GALLON	0.105
2	QUART	0.083
3	303 X 400	0.000
4		0.000
5		0.000
6		0.000
7		0.000
8		0.000



BAR GRAPH DISPLAY

MD30 – Color bar graph display pre-installed in touch screen display. Display can be paused when running calibrated leakers for easy setting of the reject limit. Display can also be zoomed in or out if needed. High resolution of the bar graph allows for the operator to see even small differences between pockets. Display of average pocket values is also available.



MD20 – Requires a separate serial WYSE terminal for displaying bar graphs. Bars displayed are low resolution, so small changes between pockets are not easily seen.

These are just a few of the advantages of updating to the TestAlert system. Please call for a demo.