

What to do leading up to test day

A Brief Overview:

The Digital Literacy Assessment (DLA) is an interactive Learning.com assessment for 5th and 8th grade students that is aligned to the 2016 ISTE Standards for Students. The DLA will provide scores across all 2016 standards:

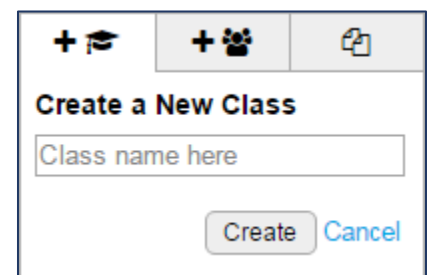
- **Empowered Learner** – Students leverage technology to take an active role in choosing, achieving, and demonstrating competency in their learning goals, informed by the learning sciences.
- **Digital Citizen** – Students recognize the rights, responsibilities, and opportunities of living, learning and working in an interconnected digital world, and they act and model in ways that are safe, legal, and ethical.
- **Knowledge Constructor** – Students critically curate a variety of resources using digital tools to construct knowledge, produce creative artifacts, and make meaningful learning experiences for themselves and others.
- **Innovative Designer** – Students use a variety of technologies within a design process to identify and solve problems by creating new, useful, or imaginative solutions.
- **Computational Thinker** – Students develop and employ strategies for understanding and solving problems in ways that leverage the power of technological methods to develop and test solutions.
- **Creative Communicator** – Students communicate clearly and express themselves creatively for a variety of purposes using the platforms, tools, styles, formats, and digital media appropriate to their goals.
- **Global Collaborator** – Students use digital tools to broaden their perspectives and enrich their learning by collaborating with others and working effectively in teams locally and globally.

How to Assign the DLA exams in Learning.com:

Assigning the DLA is as easy as assigning a lesson to your regular classes; if you haven't yet created a class in which to proctor the DLA, here's what you'll want to do:

Step 1: Create a Class

- Click on 'My Classes' in the left-hand side of your screen
- Click on the tab with the graduation cap in the lower left-hand corner
- Type in the name of the class and click 'Create'
- Choose Class Settings and click 'Save Changes'



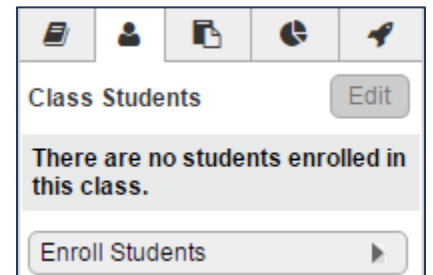
The screenshot shows a 'Create a New Class' dialog box. At the top, there are three tabs: the first tab has a graduation cap icon and is selected, the second has a group of people icon, and the third has a document icon. Below the tabs, the text 'Create a New Class' is displayed. Underneath is a text input field with the placeholder text 'Class name here'. At the bottom right, there are two buttons: 'Create' and 'Cancel'.

****Please note:** If you'd like for students to have a separate 'Assessment Period,' a new class or group within a class will need to be created so that students only have access to the assessment in that one class. Because there is not a way to make this assessment available only during a specific window of time in Learning.com, we recommend creating a separate class or group within a class that hosts only assessment-related material. Educators can then make that class or group active or inactive as necessary.

Step 2: Enroll Students

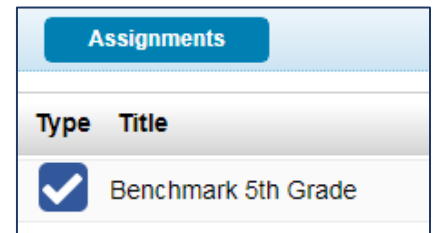
(this step can be taken before or after assigning the DLA exam)

- Click on the small 'Class Students' tab and click 'Enroll Students'
- Click the box next to the grade(s) from which you will enroll students
- Click the 'Enroll' button by a student's name
- Select multiple students by checking the box next to the name and clicking 'Enroll Selected'



Step 3: Assign the Assessment

- Click on the small 'Class Assignments' tab and click 'Assign Curriculum'
- Click on the Digital Literacy Assessment for your preferred grade level
- Click the 'Assign' button to add it to any of your classes

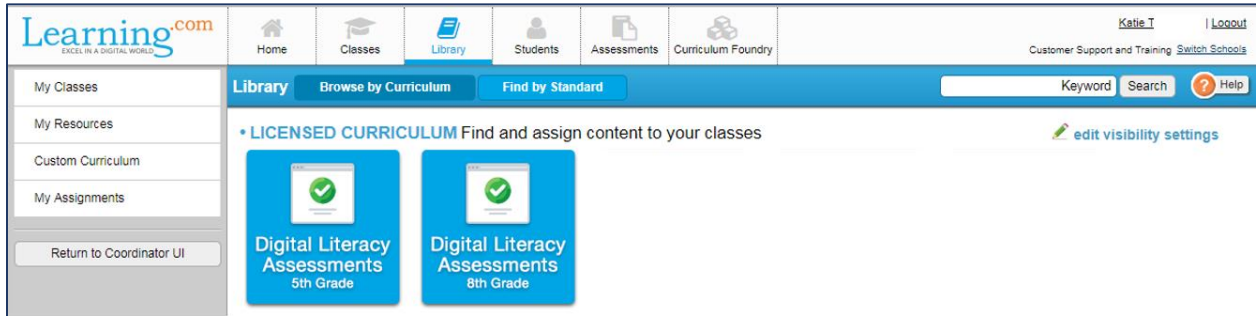


****Please note:**

- The DLA assessments are only available in English at this time.
- There is not currently a way to randomize the order of the questions.

DLA Resources:

You'll also be able to find the 'Digital Literacy Assessment: 5th Grade' and 'Digital Literacy Assessments: 8th Grade' in the Licensed Curriculum portion of your Learning.com Library:



Within these assessment tiles you'll see two units: 'Test Prep' and 'Complete Assessments.'

Test Prep

Within this tile you'll find resources to help prepare your students for the DLA:

The **Practice Assessment** is a short quiz that will help familiarize students with the format and question structures they will see on test day. You can also use the practice assessment as a training tool.

Practice Assessment Answer Keys are also available within this tile and are to be used at the educator's discretion.

Vocabulary resources are also available. The vocabulary included in this tile are related to technology and digital literacy skills, all of which students can expect to see when taking both the benchmark and summative DLA assessments. We recommend that educators integrate this vocabulary into curriculum and class discussion when teaching digital literacy to ensure that students know and understand the language.

Complete Assessments

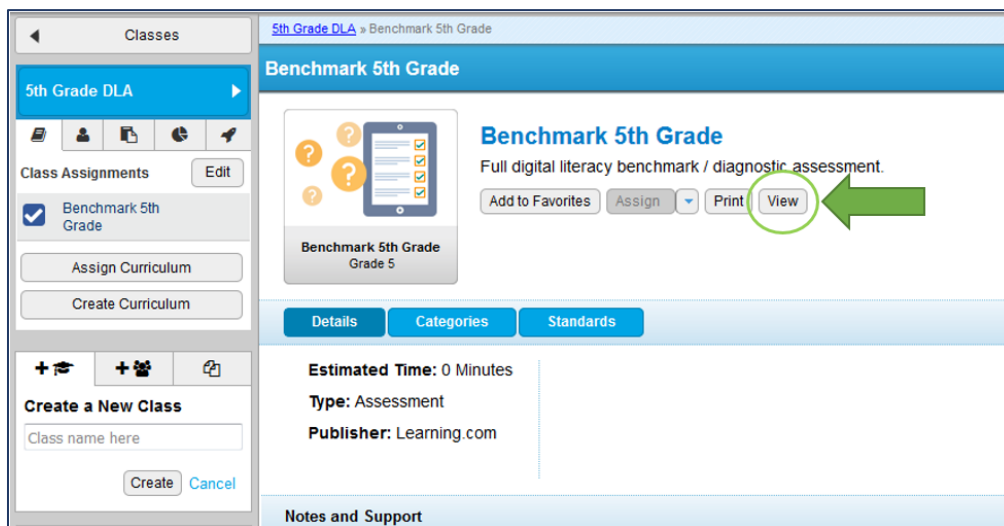
Within this tile, you'll find the two Digital Literacy Assessments offered by Learning.com:

The **Benchmark Assessment** is meant to be completed by students at the start of the school year. This assessment will serve as a diagnostic test to show how students perform prior to completing their EasyTech lessons and will help measure growth over the course of their school year. Based on students' test results, educators can assign curriculum that will best help their students succeed in the areas that require extra practice.

The **Summative Assessment** is the end-of-the-year assessment that evaluates students' progress from the beginning of the year when students first completed the 'Benchmark Assessment' to the end of the year after completing their EasyTech curriculum.

Recommendations:

- When creating a class name for the DLA, use a naming convention that stands out from the rest of your class list to avoid potential confusion, such as 'DLA: Third Period' or 'DLA: Mr. Brighton's Class.'
- It's helpful for students to know the structure and what to expect before taking the DLA 'Benchmark Assessment,' but there's no need to ask students to study before taking this test. Remember, this test is meant to measure growth from the start of the year to the finish; students are not supposed to know all the answers. Preparing students *too* much may even skew results.
- If you'd like to view the assessment from a student's perspective, open either the Benchmark or the Summative test and click the 'View' button. Doing this will give you an organic look at what your students will experience on test day without you having to worry about accidentally submitting an exam.



- The Digital Literacy Assessment is not supported in Canvas or other Learning Management Systems.

You can find more information about the DLA on our [Resources and Support](#) page or by reaching out to Learning.com's [Customer Support](#) team!