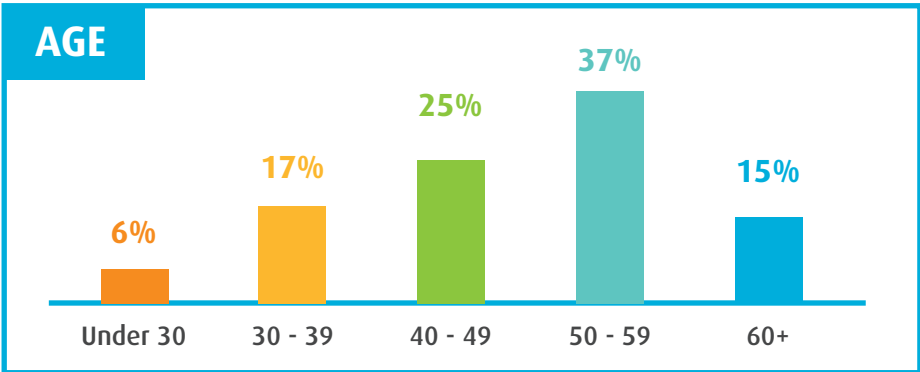
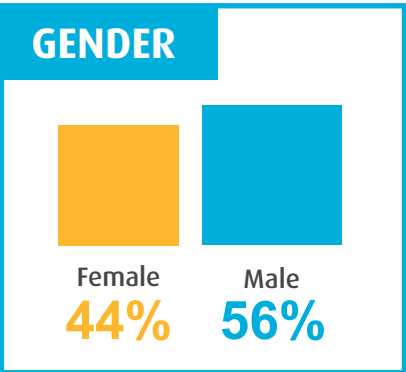



# Group Income Protection benefit paid

Annual Statement (1 August 2016 - 31 July 2017)

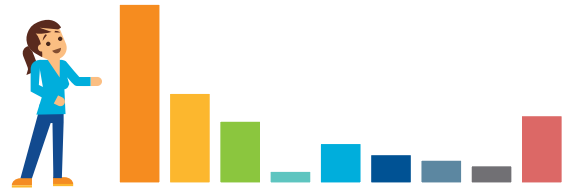


# Claims by gender

## CONDITION

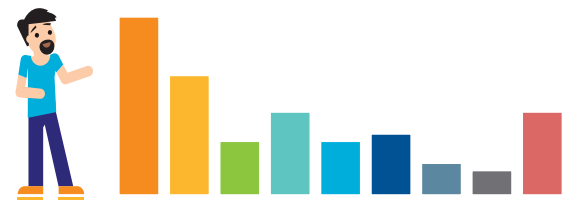
### Women

33%	Cancer	6%	Injuries
17%	Mental health	5%	Arthritic
12%	Musculoskeletal	4%	Gastroenterology
3%	Heart and circulation	13%	Other
8%	Nervous system		

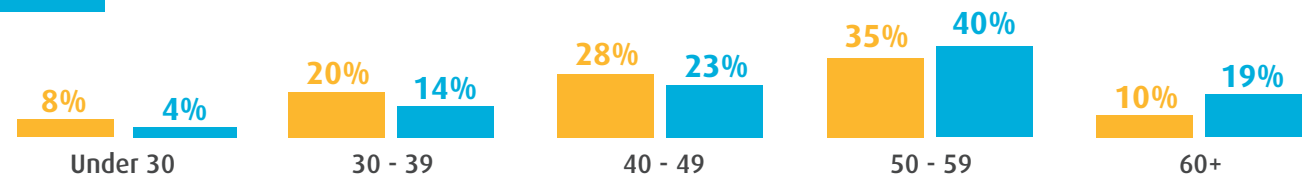


### Men

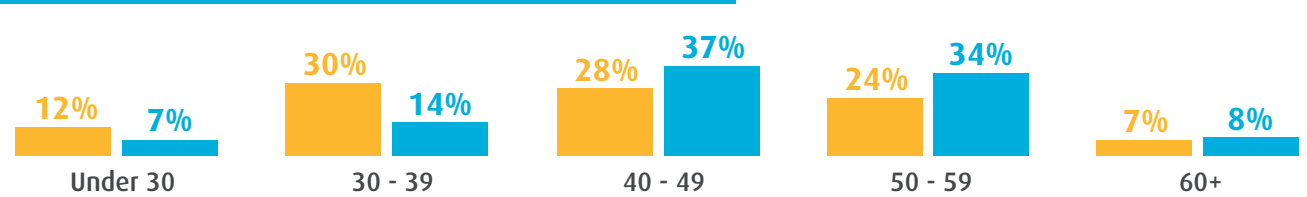
25%	Cancer	9%	Injuries
17%	Mental health	5%	Arthritic
8%	Musculoskeletal	4%	Gastroenterology
12%	Heart and circulation	12%	Other
8%	Nervous system		



## AGE

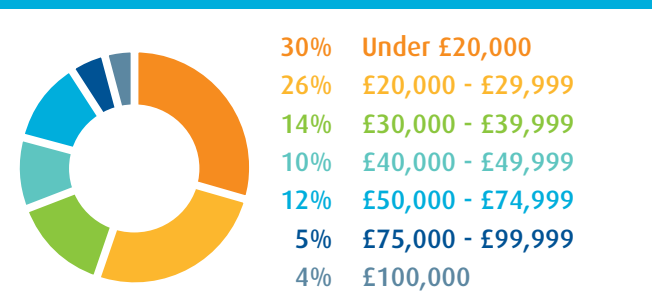


## AGE FOR MENTAL HEALTH CONDITIONS



## ANNUAL SALARY

### Women



### Men

