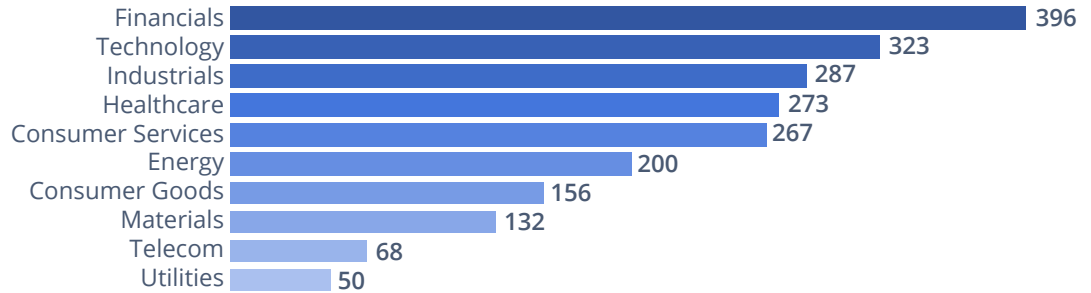


insights data fact sheet

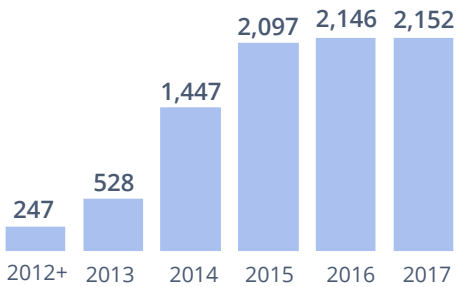
2,100+
Total companies

Companies covered by sector

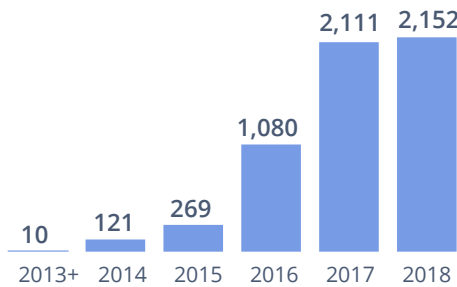


Number of companies with....

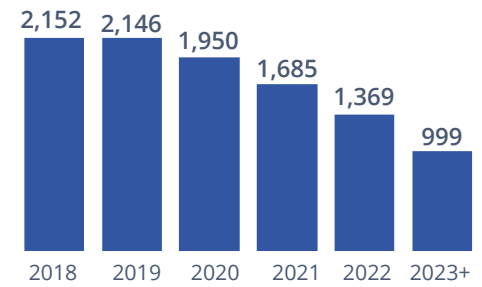
Historicals available from:



Revisions available from:



Estimates available into:



Estimated Periods

Average per company
27

Max (BHP)
215

Median
22

Revisions (latest quarter)

Average per company
13

Max (COST)
60

Median
10

Current Data Points

Top 5 companies
by number of total data points

JNJ	339,393
BHP	319,008
PFE	274,793
MCD	211,762
NFLX	193,573

Consensus Line Items

Average per company
150

Max (STNG)
1,333

Median
125

Analyst Line Items

Average per analyst model
1,858

Max (D_US)
14,033

Median
1,368

Current Data Points

Average per company
33,598

Max (JNJ)
339,393

Median
23,716

76.1 M +
Total data points

4.2 M +
Total analyst
line items

339,446
Total consensus
line items

57,571
Estimated
periods

27,743
Revisions since
latest quarter