

SPEAKMAN®

WWW.SPEAKMANCOMPANY.COM

LAWS, CODES AND ...



OSHA 29 CFR 1910.151, Subpart k, Section c

Where the eyes or body of any person may be exposed to injurious corrosive materials, suitable facilities for quick, drenching or flushing of the eyes and body shall be provided within the work area for immediate emergency use.



416.0 Emergency Eyewash and Shower Equipment

416.1 Application. Emergency eyewash and shower equipment shall comply with ISEA Z358.1.

416.2 Water Supply. Emergency eyewash and shower equipment shall not be limited in the water supply flow rates. Flow rate, discharge pattern, and temperature of flushing fluids shall be provided in accordance with ISEA Z358.1 based on the hazardous material.




411.1 Approval. Emergency showers and eyewash stations shall conform to ISEA Z358.1.



Thousands of people are blinded each year from work-related eye injuries that could have been prevented with the proper selection and use of eye and face protection. **Eye injuries alone cost more than \$300 million per year** in lost production time, medical expenses, and worker compensation.

(Retrieved from <https://www.osha.gov/SLTC/eyefaceprotection>)

STANDARDS



National consensus standard ANSI Z358.1 provides performance, safety, placement and testing details on emergency eyewash and shower equipment.

- * **Emergency eyewash and shower equipment should be available for immediate emergency use, but in no instance should it take longer than 10 seconds to reach the nearest facility.**

It is recognized that the average person covers a distance of approximately 55 ft. in 10 seconds when walking at a normal pace.

Equipment shall be in an accessible location and identified w/ highly visible signs.

- * **Delivered flushing fluid temperature shall be tepid,**
(Typical Range 60°F – 100°F).

Water that is too cold will inhibit someone from using the shower/eyewash for the full 15 minutes. Water that is too hot will cause additional damage to the eyes.

- * **Plumbed Emergency Showers & Eyewashes shall be activated weekly for a period long enough to verify operation and ensure that flushing fluid is available, and inspected annually for conformance to the standard.**



Each day about 2000 U.S. workers have a job-related eye injury that requires medical treatment. About one third of the injuries are treated in hospital emergency departments and more than 100 of these injuries result in one or more days of lost work.

(Retrieved from <http://www.cdc.gov/niosh/topics/eye/>)

10 SECONDS TO SAFETY



ANSI Z358.1 requires that companies provide emergency showers and and/or eyewashes within **10 seconds'** travel time of a hazard. Look for signage indicating hazardous materials and make sure eyewashes and showers are within the prescribed distance.

LOOK FOR THESE LABELS

In 2003, the United Nations adopted the Globally Harmonized System (GHS) of Classification and Labeling of Chemicals. The GHS includes criteria for the classification of health, physical and environmental hazards, as well as specifying what information should be included on labels of hazardous chemicals as well as safety data sheets. **These are signs of hazardous materials that indicate the need for Emergency Showers and Eyewashes.**



EXPLOSIVE



FLAMMABLE



OXIDIZING



CORROSIVE



TOXIC



IRRITANT



HEALTH HAZZARD

COMMON HAZARDS



Hazardous Material Storage

The storage, transfer and use of flammable liquids require showers and/or eyewashes as secondary protection. Look for containers used to handle or store these materials and make sure ANSI Z358.1 compliant emergency equipment is within 10 seconds' travel distance.



Chemical Storage Cabinets



Cleaning Chemical Storage
(Janitor's Closets)



Bulk Chemical Storage



Personal Protective Equipment

Look for areas where workers are using personal protective equipment such as goggles and liquid-proof gloves. These are found in areas where hazardous materials are being used and eyewashes and/or showers will be required as secondary protection.



Industrial and Manufacturing Facilities



Chemistry Labs



Paint Booths



Battery Charging & Maintenance

OSHA Directive #STD 1-8.2 "provides guidelines regarding eyewash and body flushing facilities required for immediate emergency use in electric storage battery charging and maintenance areas." Make sure emergency equipment is properly located near these hazards.



Fork Lift and Maintenance



Industrial Battery Charging



Automotive Service Shops



SE-1050

OPTIMUS® EYE AND FACE WASH SYSTEM

Description	Bowl Material	MFG#
♿ Wall mount eye & face wash	Plastic	SE-1000
♿ Wall mount eye & face wash	Stainless Steel	SE-1050
Pedestal mount eye & face wash	Plastic	SE-1100
Pedestal mount eye & face wash	Stainless Steel	SE-1150
♿ Combination shower eye & face wash system	Plastic	SE-1200
♿ Combination shower eye & face wash system	Stainless Steel	SE-1250



SE-1100

SE-1200

TRADITIONAL SERIES COMBINATION SHOWER & EYE/FACE WASH

Description	Frame Material	Bowl Material	MFG#
Eye or eye/face wash combination station	Galvanized	Plastic	SE-697/SE-695
Eye or eye/face wash combination station	Galvanized	Stainless Steel	SE-693/SE-690
Eye or eye/face wash combination station	Stainless Steel	Stainless Steel	SE-626/SE-625
Eye/face wash combination station with steel cover	Galvanized	Stainless Steel	SE-690-CV
Heat-traced combination station	Galvanized	n/a	SE-7000



SE-697

SE-625

SE-7000

COMBINATION EYEWASH & DRENCH HOSES

Description	MFG#
Wall mounted drench hose with self-closing valve	SE-920*
Wall mounted combination Eyewash and drench hose with 12' recoiling hose	SE-925-TEW
Counter mounted combination Eyewash and drench hose	SE-927



SE-925-TEW



SE-927

THERMOSTATIC MIXING VALVES

Description	MFG#
Single element valve with 67 gpm capacity of tepid water	SE-350**
Single element valve with 36 gpm capacity of tepid water	SE-362**
Single element valve with 7 gpm capacity of tepid water	SE-370**



SE-362



SE-370



SEF-1850

EYESAVER® COMBINATION EYEWASH & LABORATORY FAUCET

Description	MFG#
Widespread combination eyewash & faucet	SEF-1800-CA
Single post combination eyewash & faucet	SEF-1850
Combination eyewash and service sink faucet	SEF-9000
Eyewash attachment to existing Speakman service sink faucet	SEF-9200
Tepid water kit for SEF-1800-CA, SEF-1850 & SEF-9000	SEF-TW*



SEF-1800-CA



SEF-9000



SE-580



SE-490-CV

EYE & EYE/FACE WASH

Description	Bowl Material	MFG#
Wall mount eye or eye/ face wash	Plastic	SE-580/SE-495
Wall mount eye or eye/face wash	Stainless Steel	SE-582/SE-490
Round bowl eye/face wash with cover	Stainless Steel	SE-490-CV
Pedestal round bowl eye or eye/face wash	Stainless Steel	SE-584/SE-491
Pedestal round bowl eye or eye/face wash	Plastic	SE-583/SE-496



SE-590



SE-4320



SE-4400

PORTABLE EYEWASH STATIONS

Description	MFG#
Portable pressurized eyewash - 10 gallon capacity	SE-590
20 gallon GravityFlo® gravity-fed eyewash	SE-4300
20 Gallon portable eyewash with pull strap activation complete with SE-4920 drench hose attachment	SE-4320
Drench hose attachment for SE-4300	SE-4920*
Ster-Aide™ water preservative	SE-4210*
9 Gallon GravityFlo® gravity-fed eyewash	SE-4400



SE-570








SE-575-DP-237

LABORATORY EYEWASHES & EMERGENCY SHOWERS

Description	MFG#
Wall mounted emergency shower with recessed shower head	SE-237
Counter top mounted, swing activated eyewash	SE-570
Counter top mounted, paddle handle activated eyewash	SE-572
Back deck mounted, pull down activated eyewash	SE-573
Swing down eyewash, wall mount with drain pan	SE-575-DP
Swing down eyewash, wall mount with drain pan and recessed shower head	SE-575-DP-237

ARE YOU IN COMPLIANCE WITH ANSI Z358.1?

AREA & RECOMMENDATION					
AREA _____ REC. _____	YES / NO	YES / NO	YES / NO	YES / NO	YES / NO
AREA _____ REC. _____	YES / NO	YES / NO	YES / NO	YES / NO	YES / NO
AREA _____ REC. _____	YES / NO	YES / NO	YES / NO	YES / NO	YES / NO
AREA _____ REC. _____	YES / NO	YES / NO	YES / NO	YES / NO	YES / NO
AREA _____ REC. _____	YES / NO	YES / NO	YES / NO	YES / NO	YES / NO
AREA _____ REC. _____	YES / NO	YES / NO	YES / NO	YES / NO	YES / NO

SPEAKMAN®
 400 Anchor Mill Rd, New Castle, DE 19720
 www.SpeakmanCompany.com
 Toll-Free: 800-537-2107

Are Emergency Showers & Eyewashes located Within 10 seconds Travel Time of hazard?

Is the flushing fluid Tepid? (60° - 100° F)

Is the equipment Tested Weekly?

Does the unit Function Properly and provide Hands-Free Operation?

Is the unit identified with a Highly Visible Sign?