



HEAVY HAUL 101 GUIDE

Over-sized/Over-Dimensional/Flatbed Equipment Guide



Over-sized Loads

FREIGHT OVER:

DIMENSIONS:

Width: 8'6"

Height: 13'6"

Length: 48' – 53'

WEIGHT:

Cargo: 48,000

Gross: 80,000


SPECIAL REQUIREMENTS:



Permits



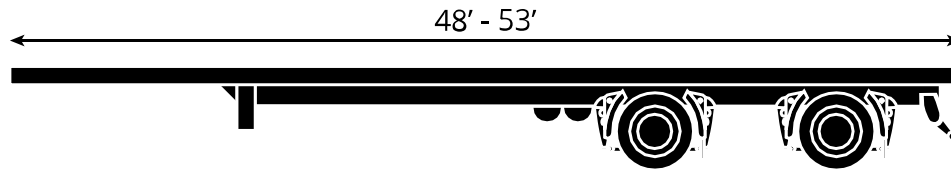
Escorts



Route Surveys

FLATBED EQUIPMENT GUIDE

LEGAL FLATBED ⁺*



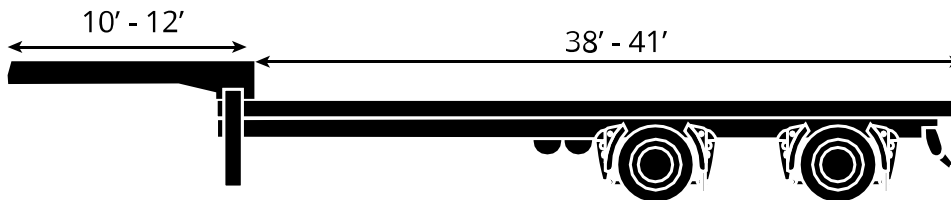
MAXIMUM FREIGHT DIMENSIONS

| WEIGHT | TOP DECK (TD) | MAIN DECK (MD) | REAR DECK (RD) |
|------------------|---------------|-------------------------|----------------|
| 46 - 48,000 lbs. | N/A | 48'-53' x 102"W x 8'6"H | N/A |

FLATBED TRAILER DIMENSIONS

| LENGTH (L) | WIDTH (W) | HEIGHT (H) |
|------------|-----------|-------------------|
| 48'-53' | 102" | 5' (dock freight) |

LEGAL STEDECK (SINGLE DROP) ⁺*



MAXIMUM FREIGHT DIMENSIONS

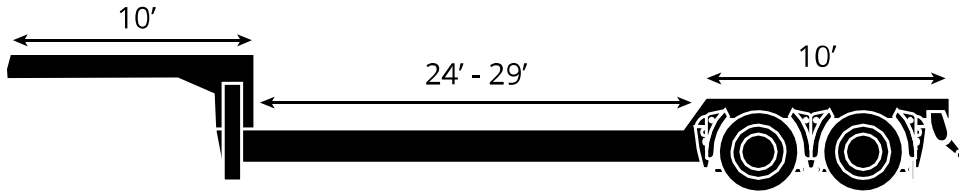
| WEIGHT | TOP DECK (TD) | MAIN DECK (MD) | REAR DECK (RD) |
|------------------|-------------------------|--------------------------|----------------|
| 44 - 47,000 lbs. | 10'-12' x 102"W x 8'6"H | 38'-41' x 102"W x 10'2"H | N/A |

STEPDECK TRAILER DIMENSIONS

| LENGTH (L) | WIDTH (W) | HEIGHT (H) |
|------------|-----------|----------------------|
| 48'-53' | 102" | TD: 5' MD: 3'4"-3'6" |

FLATBED EQUIPMENT GUIDE

DOUBLE DROP (LOWBOY)



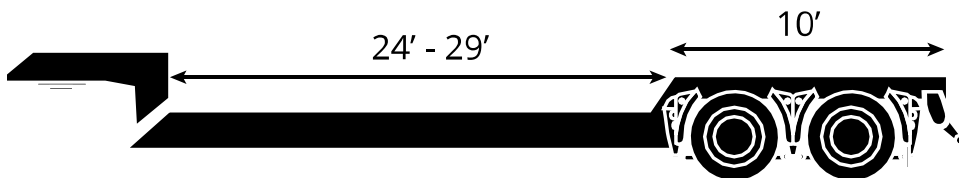
MAXIMUM FREIGHT DIMENSIONS

| WEIGHT | TOP DECK (TD) | MAIN DECK (MD) | REAR DECK (RD) |
|------------------|-------------------------|--------------------------|-----------------------|
| 37 – 40,000 lbs. | 10'-12' x 102"W x 8'6"H | 24'-29' x 102"W x 11'6"H | 10'L x 8'6"W x 10'2"H |

DOUBLE DROP TRAILER DIMENSIONS

| LENGTH (L) | WIDTH (W) | HEIGHT (H) |
|------------|-----------|-----------------------------|
| 48' | 102" | TD: 5' MD: 1'6"-2' RD: 3'4" |

REMOVABLE GOOSE NECK (RGN)



MAXIMUM FREIGHT DIMENSIONS

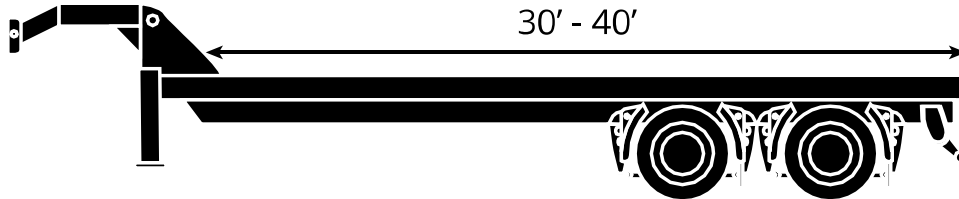
| WEIGHT | TOP DECK (TD) | MAIN DECK (MD) | REAR DECK (RD) |
|------------------|-------------------------|--------------------------|----------------|
| 44 – 47,000 lbs. | 10'-12' x 102"W x 8'6"H | 38'-41' x 102"W x 10'2"H | N/A |

REMOVABLE GOOSE NECK TRAILER DIMENSIONS

| LENGTH (L) | WIDTH (W) | HEIGHT (H) |
|------------|-----------|----------------------|
| 48' | 102" | MD: 1'6"-2' RD: 3'4" |

FLATBED EQUIPMENT GUIDE

HOTSHOT *



MAXIMUM FREIGHT DIMENSIONS

| WEIGHT | TOP DECK (TD) | MAIN DECK (MD) | REAR DECK (RD) |
|------------------|---------------|-----------------------------------|----------------|
| 10 – 12,000 lbs. | N/A | 30'-40'L x 100"-102"W x 9'6"-10'H | N/A |

HOTSHOT TRAILER DIMENSIONS

| LENGTH (L) | WIDTH (W) | HEIGHT (H) |
|------------|-----------|------------|
| 30-40" | 100"-102" | 3'4"-3'6" |

CARGO PROTECTION

Tarps are available in several sizes to accommodate different sized loads. The most common tarp sizes are **4', 6', and 8' long**. Product height will determine the tarp size to fit your needs. (*i.e., if 8' is needed, use an 8' tarp*).

CARGO SECUREMENT

- Chains
- Straps
- Binders
- Coil racks
- Dunnage
- Pipe stakes

SPECIALIZED EQUIPMENT

- Stretch trailers
- Curtainside
- Moffet
- Maxi
- B-Train
- Landoll

+ Standard trailer is 48 feet

* Most commodities fit on these trailers

HEAVY HAUL TEAM

 Learn More or receive free advice from our heavy haul experts at Choptank Transport!

[REQUEST-A-QUOTE](#)

NOTE:

Trailers vary depending on the load requirements and state regulations. These are standard equipment dimensions (these dimensions provided for general information purposes only). Permits may still be required for your freight, but regulations vary from state to state.