

# ITL

## PACKAGING GUIDE


Ensure your goods arrive safely at their destination by properly packaging your freight.



### BAGS



Use the interlocking stack method. Add a solid bottom cushion or load protector. Cardboard the outside of bags when possible. Keep bags within the pallet perimeter. Tightly secure bags to the pallet.



### CARTONS




Use the column or interlocking stack method. Avoid overhang to reduce the risk of damage. Add stretch wrap for additional protection. For Shelf-Ready Cartons, use the column stack method. Add corner edge-boards and top and bottom corrugated pads, add stretch wrap for additional protection.



### CRATES



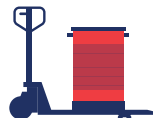
Use quality lumber (plywood). Use diagonal braces and appropriate fastener on the side grain for corners.



### DRUMS



If palletized, band and protect. Support with a solid bottom. Use banding, edge protection and stretch wrapping. Do not exceed three pallets in height.



### SPOOLS & REELS



Securely anchor to pallets that may be forklifted.



### PIPES & OTHER LONG FREIGHT



Bundle, secure and crate.