



MARKETS NEVER SLEEP®

Technical Insight™

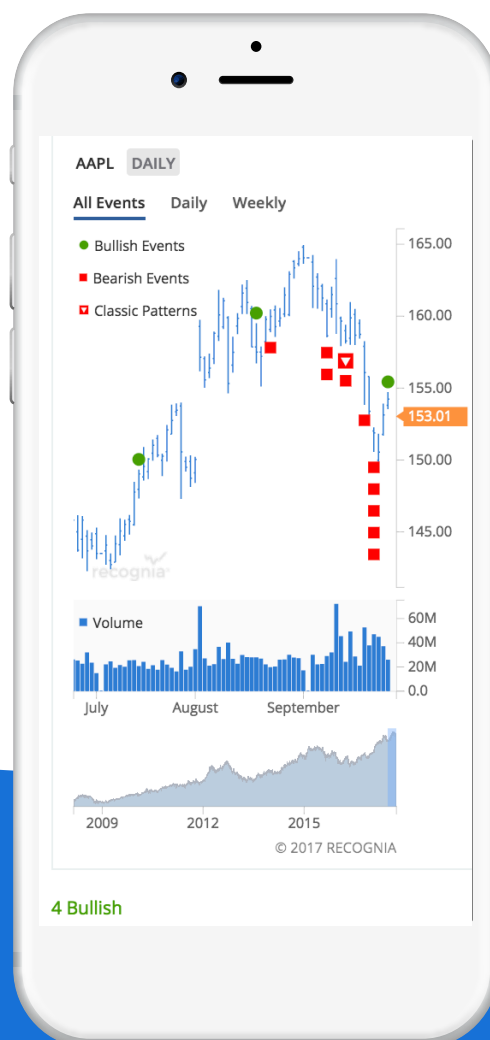


Find, Validate & Time Trades

Technical Insight™ combines actionable technical analysis with fundamental strategies, to help your investors find, validate and time their trades. Our patented pattern recognition is paired with a broad range of technical indicators, enabling Technical Insight to analyze virtually every financial instrument and identify if its bullish or bearish Technical Events®. With the inclusion of fundamental analysis, backtesting and educational content, Technical Insight appeals to a broad set of users, from active traders, new investors, mass affluent and buy and hold investors.

Educating New Investors

Reach younger generations and build confident investors through the transparent and educational feature set embedded throughout Technical Insight. Each Technical Event includes an educational commentary explaining what it means for the instrument's price and how long a pattern is expected to last. Account-holders can continue to learn about an instrument through "Learn more" and "View Historical Events" buttons. This progressive disclosure of information allows new investors a jumping off point to begin trading and the ability to continue learning on their own pace. Collectively, these features allow your account-holders to develop a foundation in technical analysis and how to put together trades.



Did you know? 34% of investors want more education before putting their money in the market.*



*Investment Trends 2017



Fueling Interactive, Omni-Channel Experiences

Technical Insight helps you satisfy the growing demand for mobile. With its responsive, touch-friendly design, and the ability to bookmark and share trade ideas, account-holders are able to stay engaged with your brand anytime, anywhere. Furthermore, the concise nature of our alerts and Technical Summary Score add-on are perfect for mobile messaging, keeping your investors in the know— even when they're on the go.

Increase Engagement & Stimulate Trade Activity

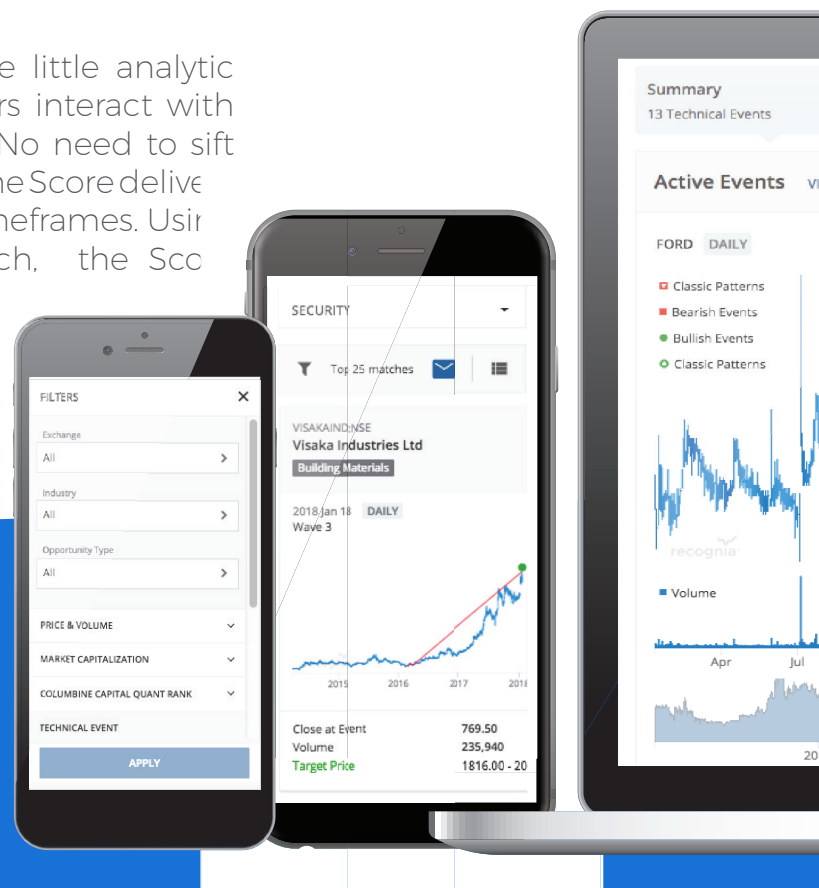
With actionable trade ideas, and educational commentary, investors are able to make better investment decisions and feel confident in their trades. Technical Insight offers an actionable perspective at the click of a button, demonstrated to increase account-holder engagement by as much as 61%*. In another study used to stimulate dormant accounts, one client was successful in reactivating 13% of dormant account holders, which resulted in an 8% increase in trading revenue.

Simplifying Technical Analysis

The new Technical Summary Score is the little analytic making big changes to how your investors interact with the rich information in Technical Insight. No need to sift through details before making a decision...the Score delivers a concise technical outlook across three timeframes. Using a proprietary weight-of-evidence approach, the Score displays the directional outlook of either bullish, bearish or neutral, across short to long timeframes, to provide simplistic support in the moment it's needed.

27% of prospective investors don't feel they have enough time to trade.* At TC, we're in the business of breaking down these barriers, enabling more to benefit from participating in financial markets.

**Investment Trends 2017*



Technical Event® Lookup

Investors can get a technical perspective on any instrument of interest. Auto-suggest enables investors to quickly and easily find instruments of interest, and view all active and recent bullish and bearish events.

Trailing Stops

Recognia's proprietary algorithm determines stop levels tailored to the volatility of the specific instrument helping mitigate risk.

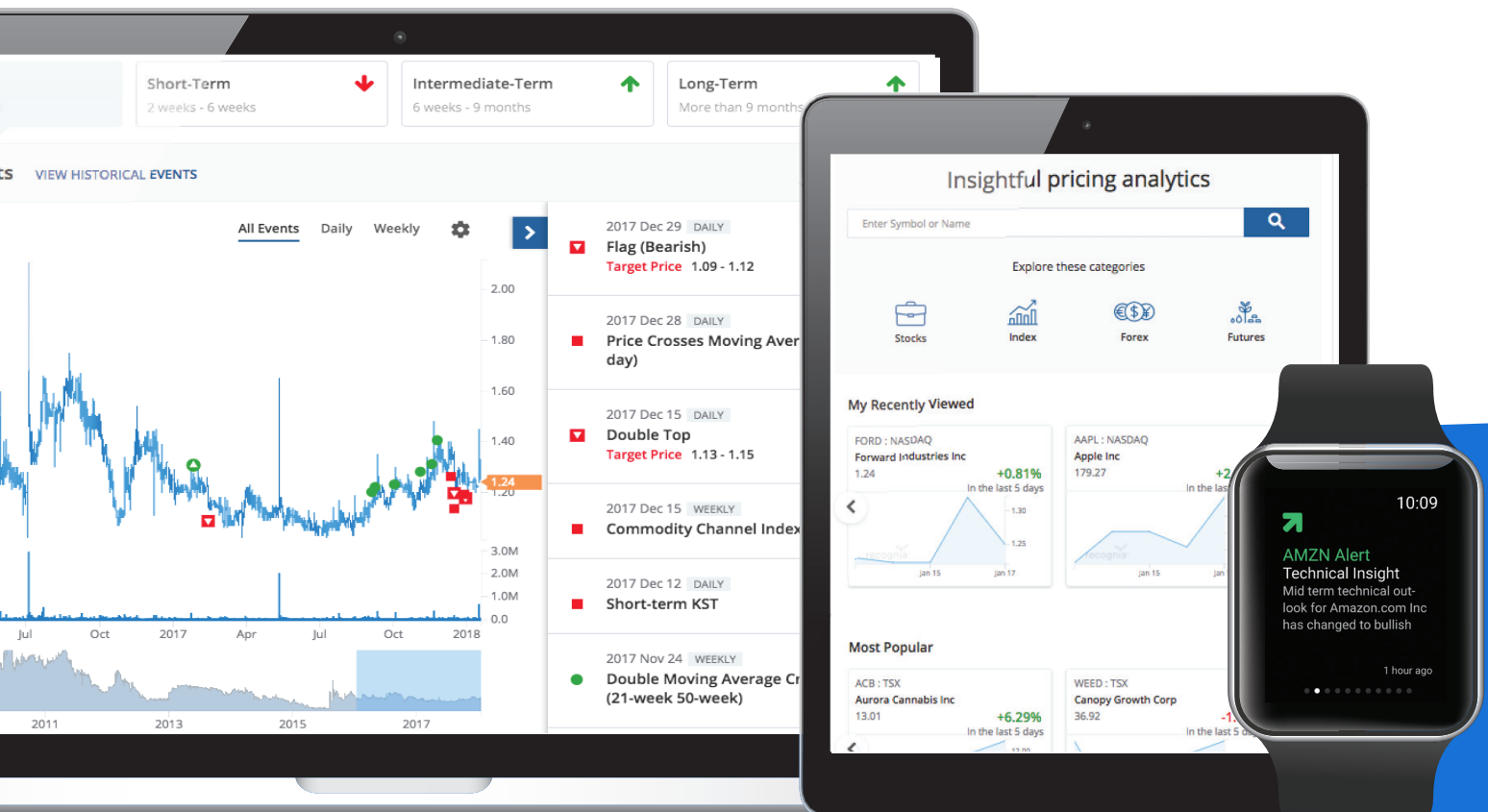
New Interactive Charts!

Featured Ideas

Featured Ideas™ delivers investors with unbiased opportunities based on their unique trading style. Ideas are identified by both technical and fundamental analysis, and the strategies are backtested to offer investors confidence. Ask us for more details?

Alerts

Recognia's alerts notify investors of any Technical Event® matching their custom screening criteria so they can make timely trade decisions.



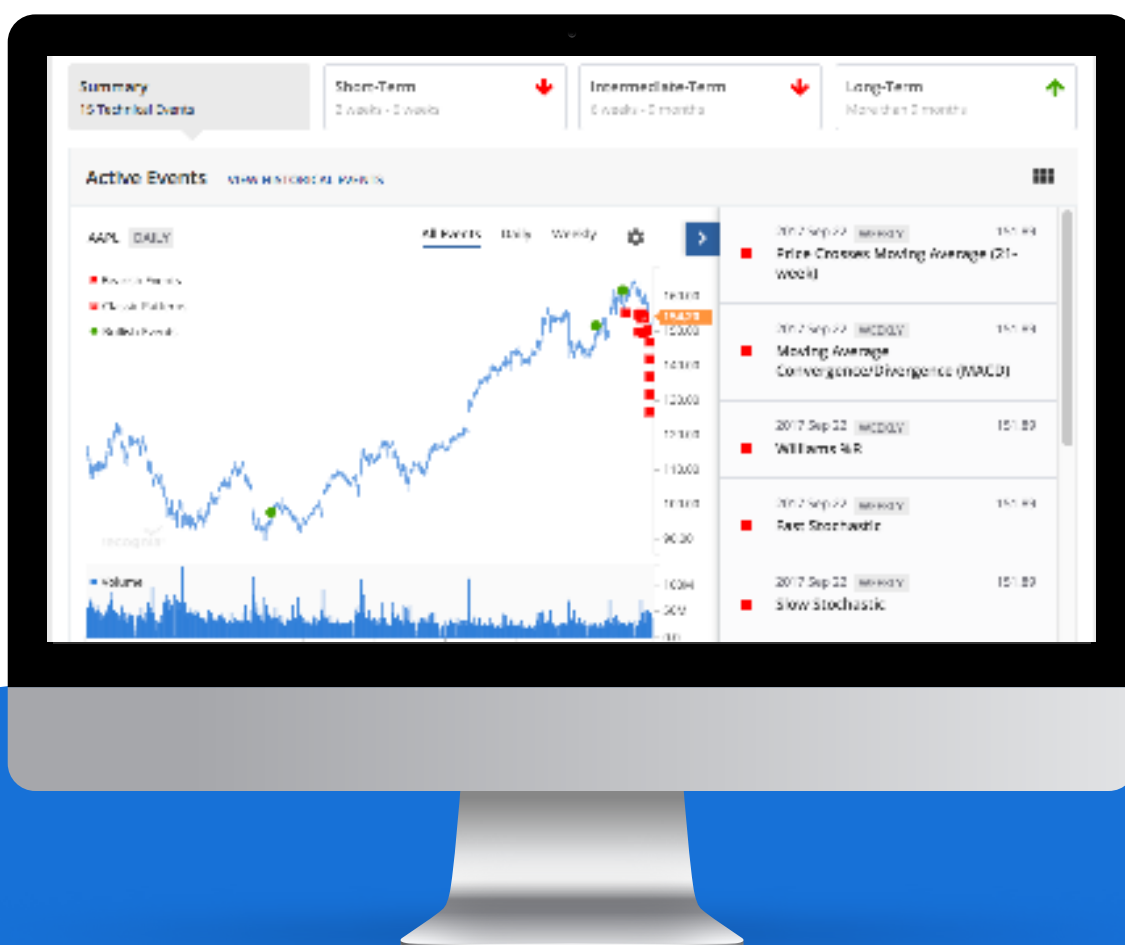


Anticipated Events

Developed for active traders who want advance knowledge of instruments poised to move, Anticipated Events pro-actively scans the market to identify opportunities in the process of forming.

Elliott Wave

Our Elliot Wave indicator offers an automated, easy to understand indicator useful in validating trade decisions. This unique capability combines broader price trends with specific technical events to make more effective trading decisions.



Trading Central has been successfully supporting investment decisions since 1999. Our omni-channel solutions combine 24H multi-asset coverage and expert analysts with patented pattern recognition to offer actionable analytics that support educated decisions.