

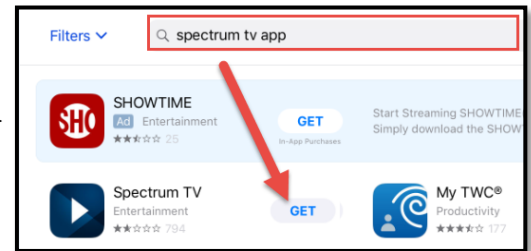
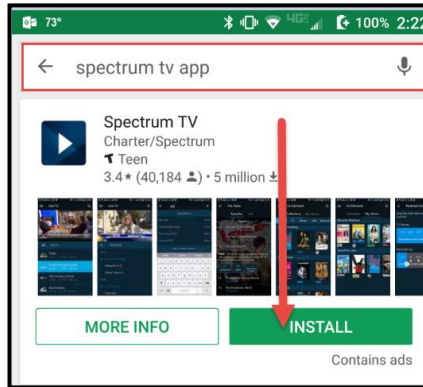
# HOW TO WATCH TV ON YOUR TABLET/iPAD



The following document explains how to watch TV on your table/iPad, assuming you have a cable subscription with Spectrum (formerly Time Warner Cable) TV.

## DONLOAD THE SPECTRUM TV APP

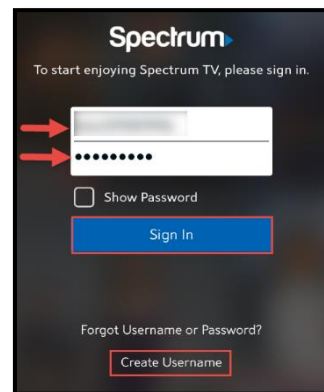
1. Download the Spectrum TV App from either iTunes, or Google Play



2. Launch the Spectrum TV App. You will be prompted to login to your Spectrum TV account.



3. Enter your **Username**, then your **Password** and tap on **Sign In**.



**NOTE:** If you do not have a username, tap on **Create Username** and setup a username and password.

4. Once logged in, you will see your channel list. Scroll and tap on a channel/show you wish to watch.

