

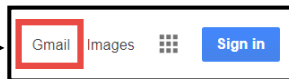
# RECOVER YOUR Gmail PASSWORD



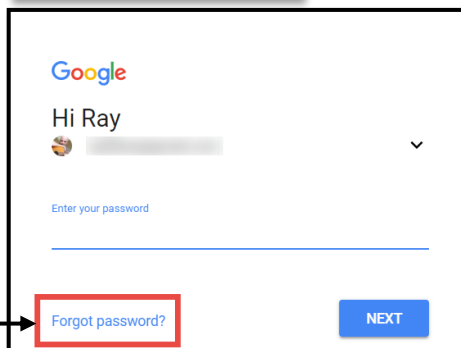
You can't be expected to remember EVERY password you have. Here's what to do if you can't remember your Google Gmail password.

## STEP ONE:

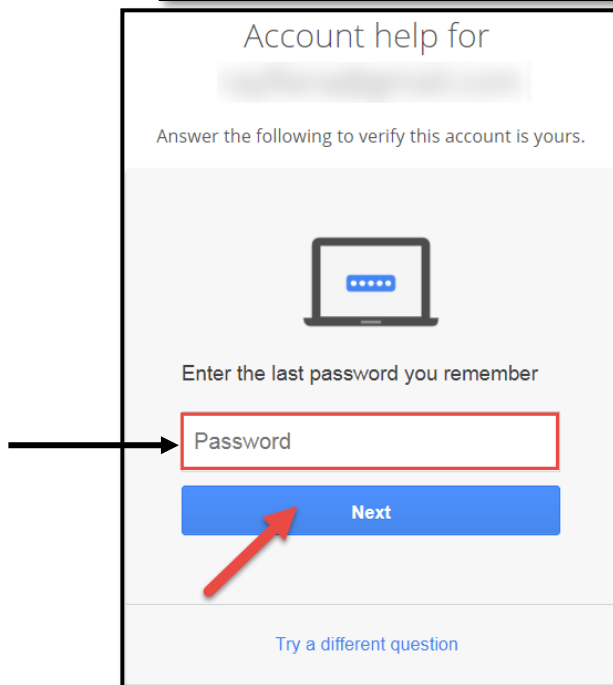
1. From your Internet browser, type [www.google.com](http://www.google.com) in the URL bar and press **Enter** on your keyboard.
2. Click the Gmail link in the upper right corner.



3. Click **Forgot Password?**



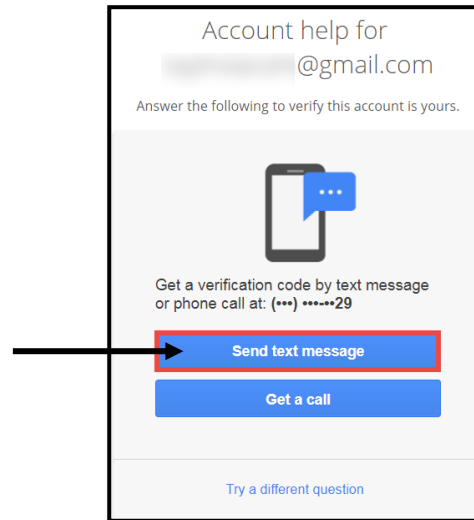
4. Enter the last password you remember using.
5. Click **Next**.



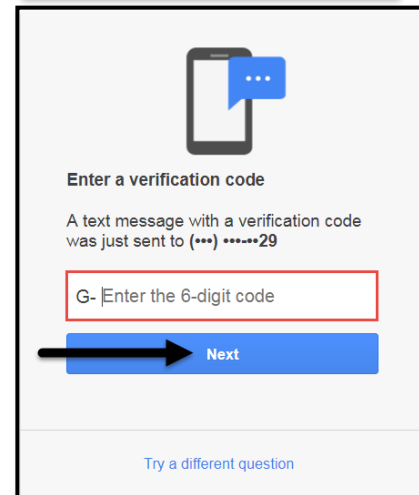
# RECOVER YOUR Gmail PASSWORD



6. Click on **Send text message** to receive a text message on your smartphone to help you recover your password.



7. From your smartphone, retrieve the 6-digit code and enter it in the proper field.
8. Click **Next**.



9. Create a new password and verify it in the Confirm password field.
10. Click on **Change password**.

NOTE: You have successfully changed your Gmail password and can now successfully access your Gmail account.

