


HIDE YOUR ONLINE STATUS (FROM YOUR KINDLE)

You may have a friend constantly trying to chat with you if they see that you are on Facebook. You can hide your online status so that friends will not know you are online.

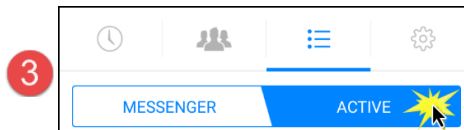
1. From your Kindle device, open Facebook's **Messenger**.



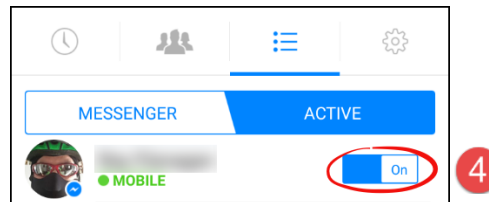
2. Tap the **Menu** button.



3. Tap the **ACTIVE** tab.



4. Tap the **ON** button to turn it Off.



NOTE: To undo, tap the **OFF** button to turn your chat visibility back on.

