


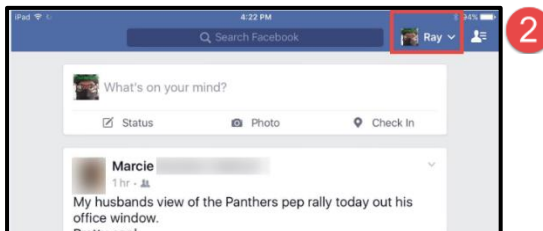
STOP THE AUTO-PLAY ON VIDEOS (FROM YOUR IPAD)

Facebook, as a default option, automatically plays video on Android devices. You can turn this off (or at least choose the options you want) so that you don't use data or see videos playing automatically.

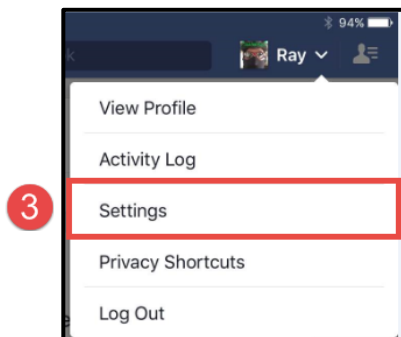
1. Launch **Facebook**.



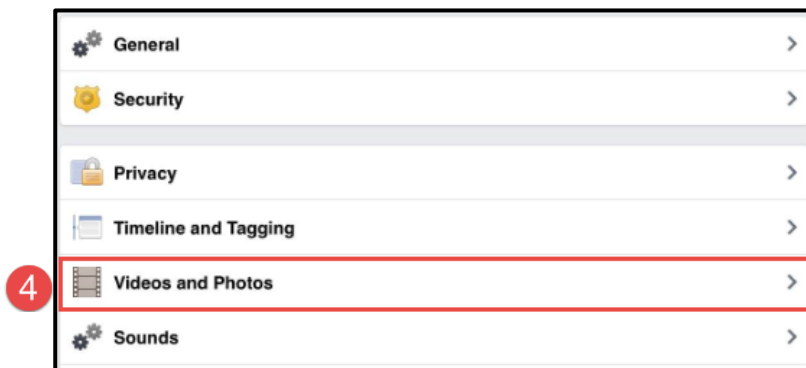
2. Tap your profile drop down list.



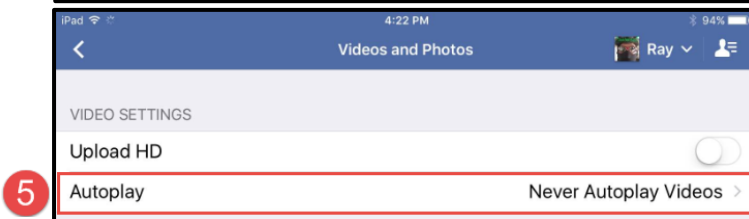
3. Tap **Settings**.



4. Tap **Videos and Photos**.



5. Tap **Autoplay**.



6. Tap **Never Autoplay Videos**.

