



HIDE YOUR ONLINE STATUS (FROM YOUR IPHONE)

You may have a friend constantly trying to chat with you if they see that you are on Facebook. You can hide your online status so that friends will not know you are online.

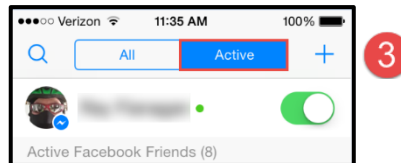
1. Launch **Messenger**.



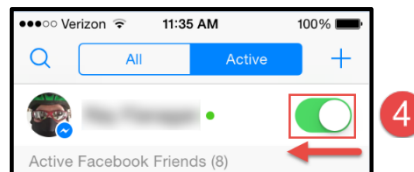
2. Tap the **People** button.



3. Tap the **ACTIVE** tab.



4. Slide the **ON** button to the left to turn it **OFF**.



NOTE: To undo, slide the **OFF** button to the right to turn your chat visibility back on.

