

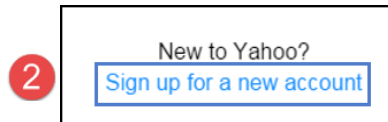
# SETTING UP A YAHOO EMAIL ACCOUNT



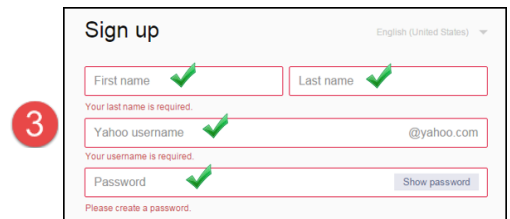
Yahoo is a free email service that is provided by Yahoo.

1. From your browser, go to <https://login.yahoo.com>

2. Under the **New to Yahoo?** text, click **Sign up for a new account.**

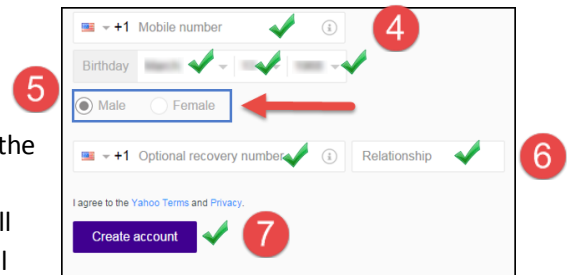


3. In the appropriate fields, fill in your **first** and **last** name, as well as choosing your **Yahoo username**. If that name is not available, you will be prompted to change it. Try adding some numbers at the end of your name. Example: If "MarySmith" is not available, try "MarySmith4567" and see if that is available. Create a password.



**(Reminder: Passwords ARE cAsE sensitive)**

4. Enter your **mobile phone** number, if you have one. This is used as a way to text you your password, should you ever forget it.
5. Enter your **birthday** information, as well as your **gender** in the appropriate fields.
6. If you wish to supply an **Optional recovery number**, this will be used in case you lose your mobile device. Yahoo can call or text this number (of someone you trust) to assist you with regaining access to your account.
7. Click **Create account**.
8. You have successfully setup your Yahoo email account.



We are not affiliated with or endorse the email service providers listed here. We are providing you with information about various options to help you get an email account set up. The email service provider you select is your choice