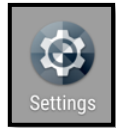


# CONNECT TO RESIDENT WI-FI NETWORK

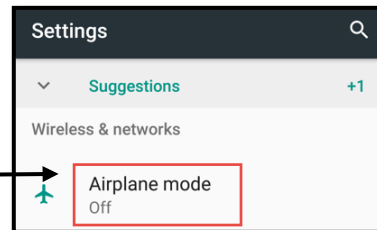


The following documentation will show you how to connect to the Resident Wi-Fi network for Android Smartphones.

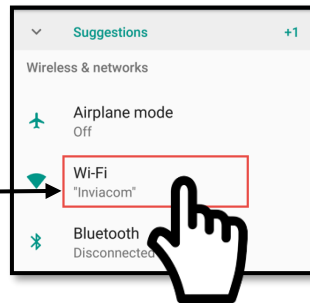
1. Tap on **Settings**.



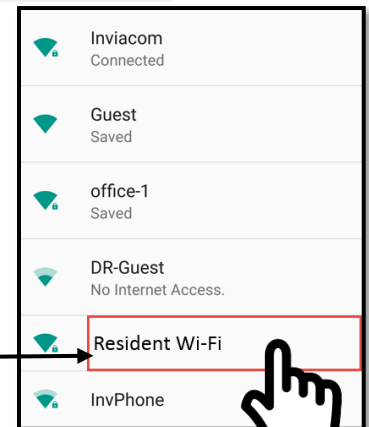
2. Verify that **Airplane mode** is **OFF**.



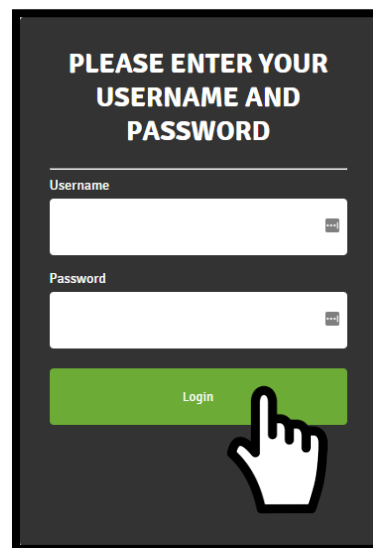
3. Tap on **Wi-Fi**.



4. Locate the **Resident Wi-Fi** network and tap on it to connect.



5. Enter your **Username** and **Password**, then tap **Login**.



**NOTE:** If you do not know your Username and/or Password, contact the Inviacom Support Desk at: **1-800-291-4411**