


CONNECT TO RESIDENT WI-FI NETWORK

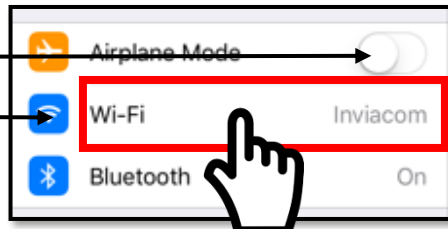


The following documentation will show you how to connect to the Resident Wi-Fi network for iPhone and/or iPad users.

1. From your iPad or iPhone, tap **Settings**.

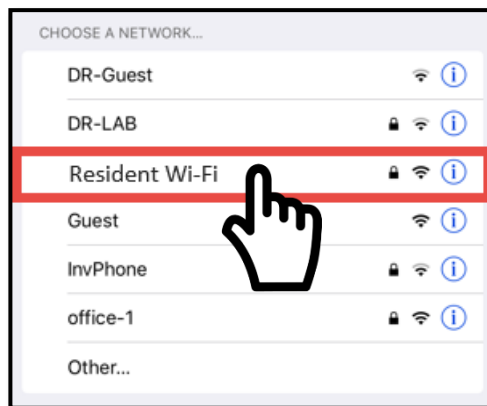


2. Verify that **Airplane Mode** is **OFF**.

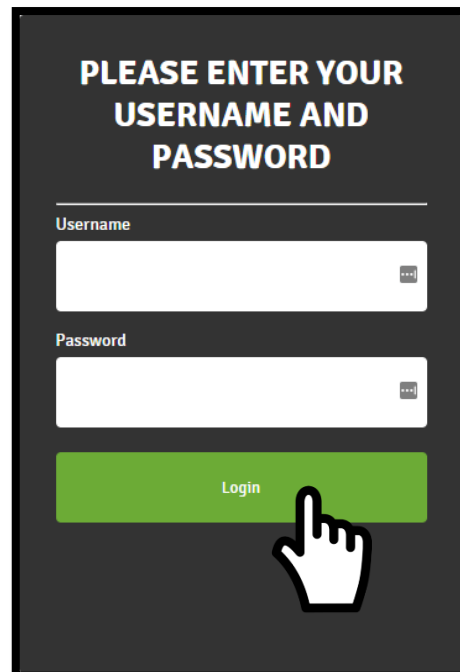


3. Tap on **Wi-Fi**.

4. From the list of available Networks, tap **Resident Wi-Fi** to connect.



5. On the Splash page that appears, enter your **Username** and **Password**, then tap **Login**.



NOTE: If you do not know your Username and/or Password, contact the Inviacom Support Desk at: **1-800-291-4411**