

Do you ever wish you could search more efficiently, or manage your profile(s)? How about the ability to download a Netflix movie, or TV show for viewing while offline? This document tells you how to do all of these tricks.

MANAGE YOUR PROFILE(S)

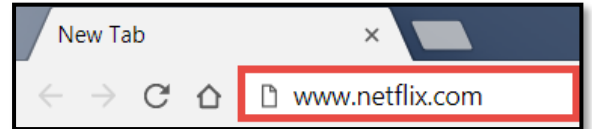
Netflix allows you to create up to FIVE individual profiles for your Netflix account. This can come in handy if you have multiple people in your house. Each member can have their own profile, allowing them to create custom lists of movies and television shows they want to watch.

NOTE: Profiles are not available on devices produced before 2013


For ease of typing and entering information, this document assumes you are performing these actions from your DESKTOP computer or LAPTOP computer.

LAUNCH NETFLIX

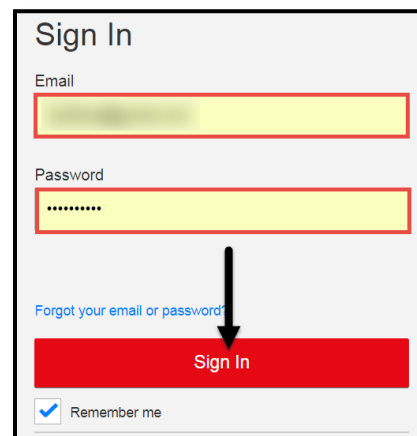
1. To access your profile(s), launch Netflix by typing: www.netflix.com into your browser's Address bar. (press **ENTER** after typing.)



2. Click the **Sign In** button in the upper right corner.



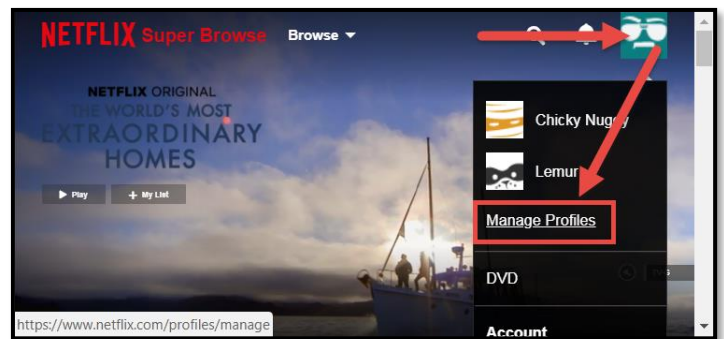
3. Enter your **Email** address and **Password** in the appropriate fields.



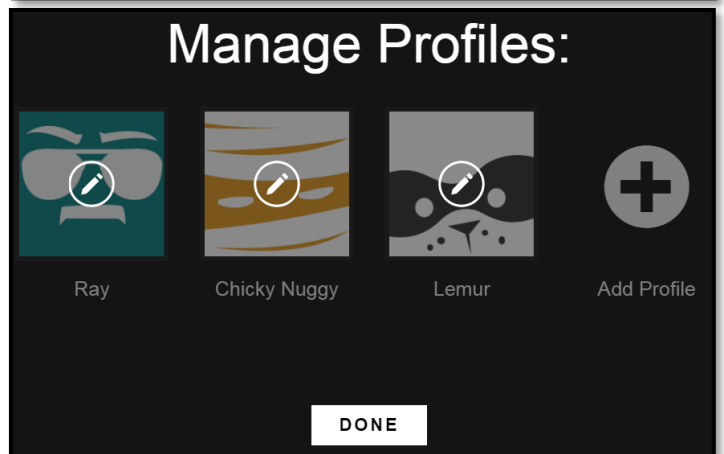
4. Click **Sign In**.

MANAGE YOUR PROFILE(S)

1. Hover over your profile avatar in the upper right corner and click on **Manage Profiles**.




2. Here you will see any and all profiles currently created.

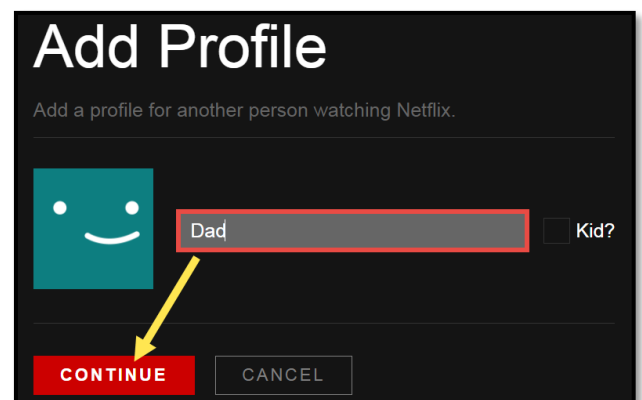


ADD A PROFILE


1. Click the **Add Profile** button.
2. In the **Name** field, type in the name of the person that you are creating a profile for.




3. Click **Continue**.



4. Notice the new profile you created.



5. To further edit the profile, click the **Edit** button.

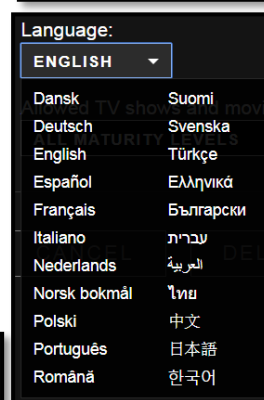


6. To change the Avatar (graphic), click the Edit button.



7. Click on one of the available Avatars.

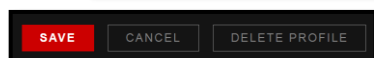
8. To change the **Language**, click the drop-down list by **Language** and choose a different default.



9. To restrict or limit the TV shows and/or movies available, click the drop-down list and choose the appropriate level.



10. Click **Save**.




11. Click **Done**.



DELETE A PROFILE

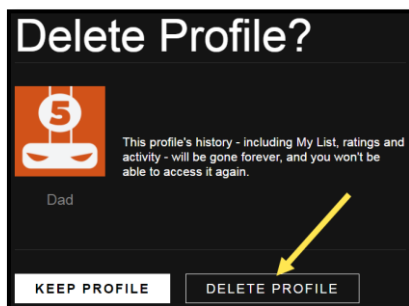
1. From your Manage Profiles screen, click the **Edit** button.



2. Click **Delete Profile**.



3. Click Delete Profile.



DOWNLOAD MOVIES AND/OR TV SHOWS TO WATCH OFFLINE

There may be times (traveling or flying) that you may not have Wifi Internet access. You can download certain movies and/or tv shows from Netflix to watch while you are offline.

NOTE: The download feature is only available on smartphones and/or tablets. **Not** your desktop computer or laptop. Also, **not ALL** movies/tv shows are available for download.

1. From your smartphone and/or tablet, launch **Netflix**.

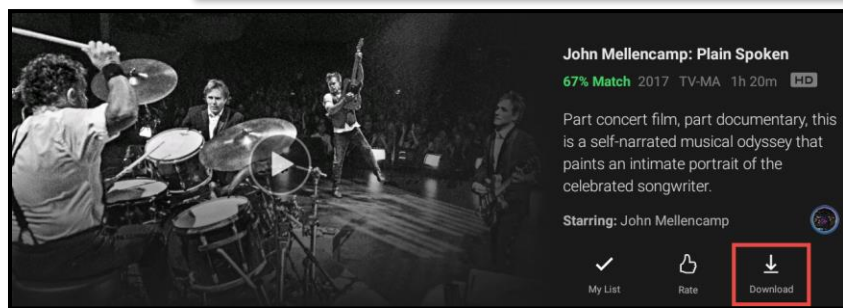


2. Tap on the movie/documentary/tv show you wish to download.




3. Click the **Download** button to begin the download.

NOTE: Not all movies, and/or tv shows are available for download.




ACCESS YOUR DOWNLOADED MOVIES/TV SHOWS

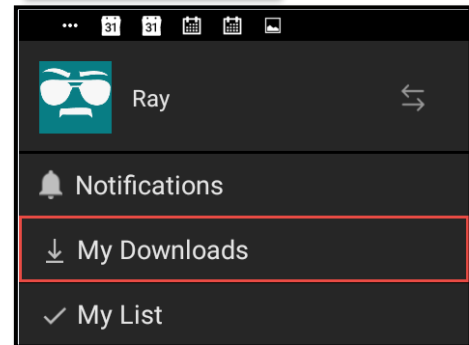
1. Launch **Netflix** on your smartphone and/or tablet.



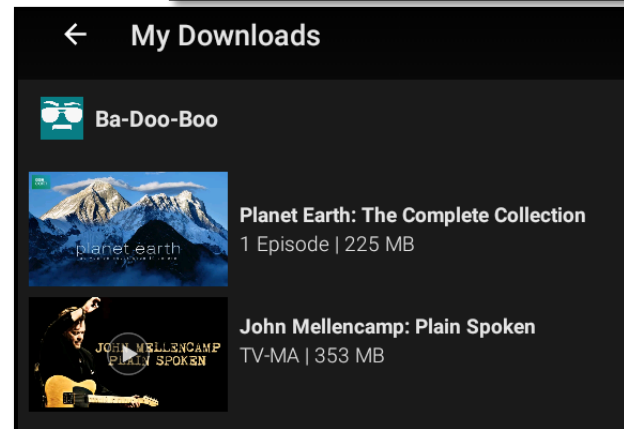
2. Click the **Settings** button in the upper left corner.



3. Click **My Downloads** to view downloaded shows.




4. Tap one of the downloads to watch.



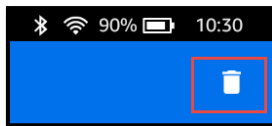
5. To delete a movie/tv show, tap the **Pencil (Edit)** button.



6. Place a checkmark in the downloads you wish to delete.



7. Tap the **Trash** icon.



SEARCH FOR MOVIES/TV SHOWS OR ACTORS

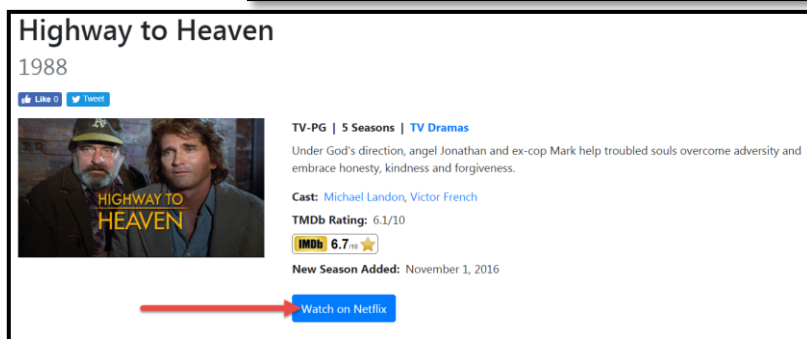
1. Type www.flixable.com in your Internet browser's address bar and press **Enter** on your keyboard.
2. To search for a specific show/movie, or actor, type in the name in the upper right corner, then click on **Search**.



3. Notice the Search results. Click on the search result for more information.

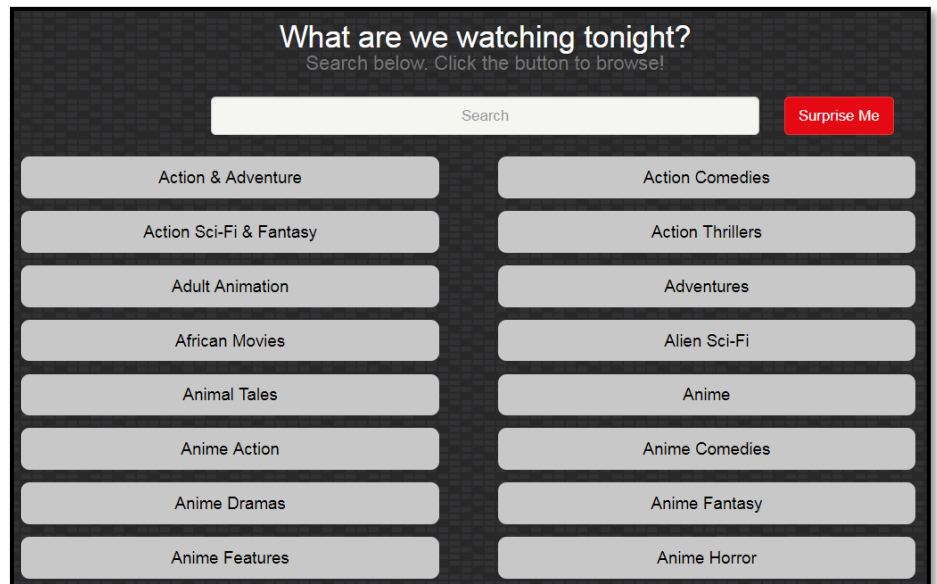


4. Click on **Watch on Netflix**.



SEARCH FOR HIDDEN GENRES ON NETFLIX

1. Type www.netflixcodes.me in your Internet browser's address bar and press **Enter** on your keyboard.



2. Scroll through the various genres. Click on one to see what offerings Netflix has in that genre.

3. If you find a show or movie you are interested in, click the **Add to My List** button to add it to your **My List** for your Netflix account.

