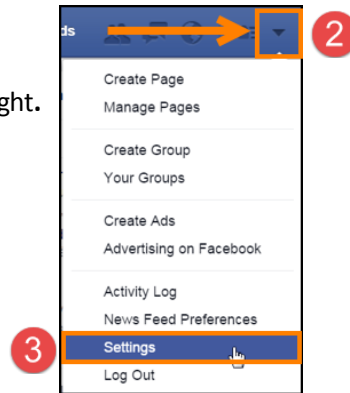


## STOP GAME REQUESTS FROM YOUR DESKTOP

There are very few things as annoying than your Notifications getting inundated with Friend requests to play “Candy Crush” or “Farmville,” or whatever the latest game craze is on Facebook. Here’s how to stop those bothersome notifications.

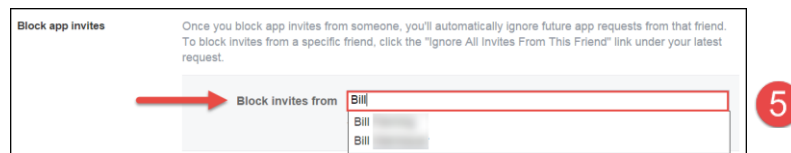
1. From your desktop computer, open **Facebook**.
2. Click the **Settings** drop down arrow in the upper right.
3. Click on **Settings**.



4. Click on **Blocking** (on the left side).

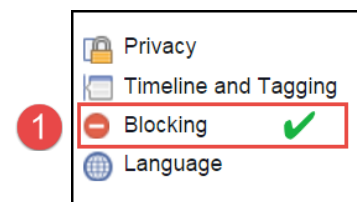


5. To block friends from inviting you to play games, type their name in the **Block Invites From** text field.



Sometimes it’s easier to block the app involved, instead of the 20 friends that are inviting you to play it. Here’s how to block JUST the app.

1. From the same **Blocking** option (left hand side) scroll to the **Block Apps** section.



2. Type the name of the App in the **Block Apps** field.

