



SAP Master Data Governance Master and Master Upgrade Guide for Utopia EAM Solutions for MDG™

CUSTOMER

Document Version: 730 v1.0 – 30-Sep-2016

Table of Contents

Document History	3
Getting Started.....	3
About this Document.....	3
Related Documents.....	3
Important SAP Notes	3
Utopia EAM Solutions for MDG™ Installation and Upgrade Overview	4
Master Data Governance for Equipment (uEQUIP™)	5
Master Data Governance for Functional Location (uFLOC™)	6
Master Data Governance for MRO Bill of Material (uMROBOM™).....	6
Master Data Governance for Work Center (uWRKCTR™).....	7
Master Data Governance for Maintenance Plan (uMNTPLN™).....	7
Master Data Governance for Measuring Point (uMSRPTS™)	8
Master Data Governance for Task List (uTSKLST™)	8
Master Data Governance for Service Master (uSRVCMSTR™)	9
Upgrade Paths.....	9
Upgrading Utopia EAM Solutions for MDG™ to 7.30	9
Upgrade of Software Components	10
Application-specific Information Regarding Upgrades to Utopia EAM Solutions for MDG™ 7.30	10
Security Roles for Menu Structure and Authorization.....	10
Installation Options and Upgrade Sequence	11
Installation Sequence.....	11
Post-Installation Steps – MDG HUB Deployment Model Only.....	11
Post-Installation Steps – Linear Asset Management Functionality (Optional)	12
Language Support and Installation Information	12

Document History

Before you start the implementation, make sure you have the latest version of this document. You can find the latest version under <http://service.sap.com/instguides>

The following tables provide an overview of the most important document changes and approvals.

Table 1 Document Change History

Version	Date	Description	Name
0.1	30/09/2016	Initial Draft	Lyle Snyder

Getting Started

About this Document

This Master Guide is the central starting point for the technical implementation of business processes for the Utopia EAM Solutions for MDG™ Solution Extension 7.30. This Master Guide provides an overview of processes in the Utopia EAM Solutions for MDG™ Solution Extension

Related Documents

Please refer to the Configuration Guides for the Utopia EAM Solutions for MDG™ product suite

Table 2

Content	Location on Utopia Help Portal
Utopia EAM Solution for MDG™ 7.30 Configuration Guides	http://www.utopiainc.com/help-portal-mdg-for-eam -> Downloads -> PDF Files

Important SAP Notes

You must read these SAP Notes before you start the installation or upgrade. These SAP Notes contain the most recent information on the upgrade, as well as corrections for the upgrade documentation. Make sure that you have the up-to-date version of each SAP Note, which can be found on SAP Service Marketplace at service.sap.com/notes

Table 3

SAP Note Number	Title	Category
2078099	Release Strategy for SAP Master Data Governance, Enterprise Asset Management extension by Utopia	Release Planning Information
2385538	Functional Restrictions in SAP MDG-EAM by Utopia 7.30	Functional Restriction Note
2385554	SAP Master Data Governance, Enterprise Asset Management extension by Utopia 7.30 Release Information Note	Release Information Note

Utopia EAM Solutions for MDG™ Installation and Upgrade Overview

Before you activate the Utopia EAM Solutions for MDG™, ensure you have the administration authorization for MDG. The required authorization objects are delivered with the authorization role SAP_MDG_ADMIN. In transaction PFCG, SAP recommends creating a copy of this role and assigning the relevant authorization values. For the authorization object USMD_DM Data Model you need to assign the values for the authorization field USMD_MODEL of **U1** (or **U2** for Service Master), and the values for the authorization activity ACTVT Activity (for example **01: Create or generate** or **02: Change**).

The following MDG Business Functions must be activated before installing or upgrading the Utopia EAM Solution for MDG™

- Master Data Governance, Generic Functions (MDG_FOUNDATION)

This business function provides you with basic features for data modeling, process enhancement and configuration, analytics, and data replication framework and transfer.

- Master Data Governance, Generic Functions 2 (MDG_FOUNDATION_2)

This business function provides you with enhanced basic features for data modeling, process enhancement and configuration, analytics, and data replication framework and transfer.

- Master Data Governance, Generic Functions 3 (MDG_FOUNDATION_3)

This business function provides you with features for governance scope, block list, and data quality remediation.

- Master Data Governance, Generic Functions 7.0 (MDG_FOUNDATION_4)

This business function provides you with features for parallel change requests, flexible edition management, multiple-record processing, enhanced usability in single-object processing and searching, and SAP HANA based search.

- Master Data Governance, Generic Functions 7.0 Feature Set (MDG_FOUNDATION_5)

This business function provides you with features for highlighting changes, undo changes, hierarchy processing, using editions, accessing UI configurations, and SAP HANA-based search.

- Master Data Governance, Generic Functions 8.0 (MDG_FOUNDATION_6)

This business function provides you with features for enhanced and simplified hierarchy management, faster approval of hierarchy changes, enhanced processing of multiple change requests, integrated creation of change requests for file upload and mass change and generic data sources for analytical scenarios.

Master Data Governance for Equipment (uEQUIP™)

With Master Data Governance for Equipment you can control the governance of equipment master data on a central hub. Within the governance process change requests are used to control the creation and change of an Equipment record. While the equipment data is stored temporarily in the staging area, the change requests are forwarded automatically to a master data specialist for any revisions. As soon as the change request is approved the new equipment master data is stored in the existing ERP master data tables.

On the Central Hub, you can

Govern equipment data and replicate the equipment master data to different client systems such as ERP, or non-SAP systems. Out of the Box solution provides the UGI3 component, which provides IDoc types, message types, and process codes for replication, which customer can leverage.

Use DIF function to upload data into the master data hub.

Data Transfer allows you to move master data between systems. These systems can be clients or your main Master Data Governance (MDG) system. The first step of a data transfer is the export of the master data to an IDoc-XML file, which you can save locally or on your application server. In the second step, you import the data into your central MDG system. During the import step you can decide if you want the new master data to appear directly in the active area, or if you want to work with change requests and import the data to the staging area. Data Export from Source System

Master Data Governance for Functional Location (uFLOC™)

With Master Data Governance for Functional Location you can control the governance of functional location master data on a central hub. Within the governance process change requests are used to control the creation and change of a Functional Location record. While the functional location data is stored temporarily in the staging area, the change requests are forwarded automatically to a master data specialist for any revisions. As soon as the change request is approved the new functional location master data is stored in the existing ERP master data tables.

On the Central Hub, you can

Govern functional location data and replicate the functional location master data to different client systems such as ERP, or non-SAP systems. Out of the Box solution provides the UGI3 component, which provides IDoc types, message types, and process codes for replication, which customer can leverage.

Use DIF function to upload data into the master data hub.

Data Transfer allows you to move master data between systems. These systems can be clients or your main Master Data Governance (MDG) system. The first step of a data transfer is the export of the master data to an IDoc-XML file, which you can save locally or on your application server. In the second step, you import the data into your central MDG system. During the import step you can decide if you want the new master data to appear directly in the active area, or if you want to work with change requests and import the data to the staging area. Data Export from Source System

Master Data Governance for MRO Bill of Material (uMROBOM™)

With Master Data Governance for MRO Bill of Materials you can control the governance of MRO Bill of Materials master data on a central hub. Within the governance process change requests are used to control the creation and change of an MRO Bill of Material record. While the MRO Bill of Materials data is stored temporarily in the staging area, the change requests are forwarded automatically to a master data specialist for any revisions. As soon as the change request is approved the new MRO Bill of Materials master data is stored in the existing ERP master data tables.

On the Central Hub, you can

Govern MRO Bill of Materials data and replicate the MRO Bill of Materials master data to different client systems such as ERP, or non-SAP systems. Out of the Box solution provides the UGI3 component, which provides IDoc types, message types, and process codes for replication, which customer can leverage.

Use DIF function to upload data into the master data hub.

Data Transfer allows you to move master data between systems. These systems can be clients or your main Master Data Governance (MDG) system. The first step of a data transfer is the export of the master data to an IDoc-XML file, which you can save locally or on your application server. In the second step, you import the data into your central MDG system. During the import step you can decide if you want the new master data to appear directly in the active area, or if you want to work with change requests and import the data to the staging area. Data Export from Source System

Master Data Governance for Work Center (uWRKCTR™)

With Master Data Governance for work center you can control the governance of work center master data on a central hub. Within the governance process change requests are used to control the creation and change of Work Center record. While the Work Center data is stored temporarily in the staging area, the change requests are forwarded automatically to a master data specialist for any revisions. As soon as the change request is approved the new Work Center master data is stored in the existing ERP master data tables.

On the Central Hub, you can

Govern Work Center data and replicate the Work Center master data to different client systems such as ERP, or non-SAP systems. Out of the Box solution provides the UGI3 component, which provides IDoc types, message types, and process codes for replication, which customer can leverage.

Use DIF function to upload data into the master data hub.

Data Transfer allows you to move master data between systems. These systems can be clients or your main Master Data Governance (MDG) system. The first step of a data transfer is the export of the master data to an IDoc-XML file, which you can save locally or on your application server. In the second step, you import the data into your central MDG system. During the import step you can decide if you want the new master data to appear directly in the active area, or if you want to work with change requests and import the data to the staging area. Data Export from Source System

Master Data Governance for Maintenance Plan (uMNTPLN™)

With Master Data Governance for Maintenance Plan you can control the governance of Maintenance Plan master data on a central hub. Within the governance process change requests are used to control the creation and change of a Maintenance Plan record. While the Maintenance Plan data is stored temporarily in the staging area, the change requests are forwarded automatically to a master data specialist for any revisions. As soon as the change request is approved the new Maintenance Plan master data is stored in the existing ERP master data tables.

On the Central Hub, you can

Govern Maintenance Plan data and replicate the Maintenance Plan master data to different client systems such as ERP, or non-SAP systems. Out of the Box solution provides the UGI3 component, which provides IDoc types, message types, and process codes for replication, which customer can leverage.

Use DIF function to upload data into the master data hub.

Data Transfer allows you to move master data between systems. These systems can be clients or your main Master Data Governance (MDG) system. The first step of a data transfer is the export of the master data to an IDoc-XML file, which you can save locally or on your application server. In the second step, you import the data into your central MDG system. During the import step you can decide if you want the new master data to appear directly in the active area, or if you want to work with change requests and import the data to the staging area. Data Export from Source System.

Master Data Governance for Measuring Point (uMSRPTS™)

With Master Data Governance for Measuring Point you can control the governance of measuring point master data on a central hub. Within the governance process change requests are used to control the creation and change of a Measuring Point record. While the measuring point data is stored temporarily in the staging area, the change requests are forwarded automatically to a master data specialist for any revisions. As soon as the change request is approved the new measuring point master data is stored in the existing ERP master data tables.

On the Central Hub, you can

Govern measuring point data and replicate the measuring point master data to different client systems such as ERP, or non-SAP systems. Out of the Box solution provides the UGI3 component, which provides IDoc types, message types, and process codes for replication, which customer can leverage.

Use DIF function to upload data into the master data hub.

Data Transfer allows you to move master data between systems. These systems can be clients or your main Master Data Governance (MDG) system. The first step of a data transfer is the export of the master data to an IDoc-XML file, which you can save locally or on your application server. In the second step, you import the data into your central MDG system. During the import step you can decide if you want the new master data to appear directly in the active area, or if you want to work with change requests and import the data to the staging area. Data Export from Source System.

Master Data Governance for Task List (uTSKLST™)

With Master Data Governance for Task List (General Task List, Equipment Task List and Functional Task List) you can control the governance of Task List master data on a central hub. Within the governance process change requests are used to control the creation and change of a Task List record. While the Task List data is stored temporarily in the staging area, the change requests are forwarded automatically to a master data specialist for any revisions. As soon as the change request is approved the new Task List master data is stored in the existing ERP master data tables.

On the Central Hub, you can

Govern task list data and replicate the task list master data to different client systems such as ERP, or non-SAP systems. Out of the Box solution provides the UGI3 component, which provides IDoc types, message types, and process codes for replication, which customer can leverage.

Use DIF function to upload data into the master data hub.

Data Transfer allows you to move master data between systems. These systems can be clients or your main Master Data Governance (MDG) system. The first step of a data transfer is the export of the master data to an IDoc-XML file, which you can save locally or on your application server. In the second step, you import the data into your central MDG system. During the import step you can decide if you want the new master data to appear directly in the active area, or if you want to work with change requests and import the data to the staging area. Data Export from Source System

Master Data Governance for Service Master (uSRVCMSTR™)

With Master Data Governance for Service Master you can control the governance of Service Master data on a central hub. Within the governance process change requests are used to control the creation and change of a Service Master record. While the Service Master data is stored temporarily in the staging area, the change requests are forwarded automatically to a master data specialist for any revisions. As soon as the change request is approved the new Service Master data is stored in the existing ERP master data tables.

On the Central Hub, you can

Govern Service Master data and replicate the Service Master data to different client systems such as ERP, or non-SAP systems. Out of the Box solution provides the UGI3 component, which provides IDoc types, message types, and process codes for replication, which customer can leverage.

Upgrade Paths

Upgrading Utopia EAM Solutions for MDG™ to 7.30

You can upgrade the Utopia EAM Solutions for MDG™ applications from version 7.00 to 7.30 or from Version 7.10 SP01 or SP02 to 7.30 or from 7.20 to 7.30. Please refer to UGI 730 EAM Installation Guide for how to Instructions and Prerequisites.

- Utopia EAM Solutions for MDG™

Note: Upgrading from either 7.0 or 7.1 SP01 has a dependency of UGI3 installation first. UGI3 is already a dependency of SP02, but it would still need to be upgraded to the 730 corresponding UGI3 package.

CAUTION

Because of corrections from Utopia it is possible that the active version and the inactive version of the same data model may differ.

Therefore, activate the **U1** (or **U2** for Service Master) data model after upgrading to Utopia EAM Solutions for MDG™ 7.30 through the customizing activity **Edit Data Model** under

Master Data Governance -> General Settings-> Data Modeling

Check if the generated data model-specific structures are complete regarding the attributes of the entities in the Customizing Activity **Generate Data Model-Specific Structures** under

Master Data Governance ->General -> Settings-> Data Modeling

After you have activated the data model.

If you made own extensions of the data model, you need to check if these structures comprise your own entities and attributes.

Upgrade of Software Components

Application-specific Information Regarding Upgrades to Utopia EAM Solutions for MDG™ 7.30

None.

Security Roles for Menu Structure and Authorization

With Utopia EAM Solutions for MDG™ version 7.30, Utopia delivers roles for the menu structure and for authorizations.

The following role for enabling Back-End processing of the EAM Objects is available for Master Data Governance of the EAM Objects:

- /UGI/_MDGEAM_ECC_PM – Back-end processing authorizations for EAM Objects

You need the role /UGI/_MDGEAM_ECC_PM in order to process the back-end objects during change request processing.

The following role for MDG user authorization is available for Master Data Governance of the EAM Objects:

- /UGI/_MDGEAM_ALLUSR

You need the role /UGI/_MDGEAM_ALLUSR in order to use the Utopia EAM Solutions for MDG™

The following roles for authorizations of users are available for the Utopia EAM Solutions for MDG™:

- /UGI/_MDGEAM_REQ, Master Data Governance for EAM: Requester
- /UGI/_MDGEAM_SPEC, Master Data Governance for EAM: Specialist
- /UGI/_MDGEAM_STEW, Master Data Governance for EAM: Data Steward

For MDG-EAM-LAM, following roles for authorizations of users are available for the Utopia EAM Solutions for MDG™:

- /UGI/_MDGEAM_REQ_LAM, Master Data Governance for EAM-LAM: Requester
- /UGI/_MDGEAM_SPEC_LAM, Master Data Governance for EAM-LAM: Specialist
- /UGI/_MDGEAM_STEW_LAM, Master Data Governance for EAM-LAM: Data Steward

The role below is an optional front end to the ECC transaction for Task List component allocation. This is a merely a front end and is not MDG governed.

- /UGI/_NONMDG_TSKLST - Master Data Governance for EAM: Change Task List (Non-MDG)

The following roles for authorizations of users are available for the Utopia EAM Solutions for MDG™ For Service Master:

- /UGI1/_MDGPROC_REQ, Master Data Governance for Procurement Solution: Requester
- /UGI1/_MDGPROC_SPEC, Master Data Governance for Procurement Solution: Specialist
- /UGI1/_MDGPROC_STEW, Master Data Governance for Procurement Solution: Data Steward

Installation Options and Upgrade Sequence

Prerequisites

Utopia EAM Solutions for MDG™ requires a minimum of MDG 7.0 SP07 or MDG 8.0 SP01. REFER TO UGI730 EAM INSTALLATION GUIDE FOR INSTALLATION AND UPGRADE SPECIFIC INSTRUCTIONS AND PREREQUISITES.

Installation Sequence

The following table describes the installation requirements for Utopia EAM Solutions for MDG™

Component	Action	Mandatory/Optional	Remarks
SAP MDG	Install or upgrade on MDG 8.0	Mandatory	Utopia EAM Solutions for MDG™ requires a minimum MDG 8.0 SP03. Refer to UGI730 EAM Installation Guide
SAP ECC / NetWeaver, etc.			Refer to: Master and Upgrade Master Guide for SAP MDG 8.0

Post-Installation Steps – MDG HUB Deployment Model Only

In the case where MDG is deployed in a Hub model, synchronization of the customization between the MDG Hub and the governed ECC System is a critical process. Please refer to the SCN Document on this topic for important information regarding this process: <http://scn.sap.com/docs/DOC-41435>

Before using MDG-EAM for the MROBOM object (uMROBOM™), please ensure that you:




- Synchronize MRO and component item material master records
- Synchronize Documents

- Institute a process for maintenance of the above whether by manual change management, MDG governance in the case of material master records, or automatic replication through change pointers.

Sequence of Configuration, OSS notes and manual activities need to be performed during deployment of process. So, please follow the configuration guide accordingly.

Post-Installation Steps – Linear Asset Management Functionality (Optional)

In order for customers to leverage Linear Asset Management (LAM) data governance available in Utopia EAM Solutions for MDG™ starting from release 7.20, below steps need to be performed.

- Prerequisite business functions that needs to be active before activating Utopia MDG EAM LAM solution are :
 1. LOG_EAM_LINEAR_1
 2. LOG_EAM_LINEAR_2
- Please ensure that above mentioned business functions are active.
- Go to transaction SFW5 and activate  business function /UGI/MDG_EAM_LAM_01.
- Go to SCPR20 and activate BC sets /UGI/MDG_EAM_LAM_USMD001 and /UGI/MDG_EAM_LAM_USMD004 by clicking activate button ()
- Activate data model 'U1' (or 'U2' for Service Master) in customizing under ► Cross-Application Components ► Processes and Tools for Enterprise Applications ► Master Data Governance ► Edit Data Model . or enter ECC transaction code MDGIMG.

Language Support and Installation Information

As of release 7.20 of the Utopia EAM Solutions for MDG™ Suite, the following languages are supported:

- English
- German
- Korean
- Simplified Chinese
- Portuguese
- Spanish
- French
- Dutch

The Utopia EAM Solutions for MDG™ suite is delivered with English as the default language. The above language packages can be imported via the [SMLT](#) transaction.

Please contact Utopia for any other language support requirements.