



Implementing Master Data Governance Fiori App for Utopia Solutions RFM for MDG™

Document History

The following table provides an overview of the most important document changes and approvals.

Table 1 Document Change History

Version	Date	Description	Name
1.0	08/03/2017	Initial Version	Rashmi Pandeshwara
1.0	22/03/2017	First Review	Kumar Saurav
1.0	23/03/2017	Second Review	Lyle Synder

Table of Contents

Introduction.....	4
Purpose	4
Audience.....	4
Before You Start.....	4
System Landscape Requirements	4
MDG RFM Fiori App Details.....	5
Implementation Information.....	5
Installation.....	5
Configuration	6
Request New Article.....	6
Change Article.....	9
Approve RFM Master Data Request.....	11
Request New Article.....	13
Change Article.....	15
Approve FMS Master Data Request.....	18
Implementing Lean Request Apps in Master Data Governance RFM & FMS (MDG RFM 9.0)	21
Use	21
Prerequisites.....	21
Process.....	22
Result.....	23

Introduction

This document covers the requirements and the tasks necessary to implement Fiori App (application) on Utopia Retail and Fashion Management (RFM) Solutions Extension for MDG™.

Purpose

This document describes the required back-end of SAP Master Data Governance, Line of Business, Asset Management, Finance, Manufacturing, Marketing/Engineering, Sales, Service, Sourcing and Procurement, Supply Chain, Application Type, Transactional (Fiori UI5) Database, and any additional required database.

Audience

The target audience for this document is anyone involved in installing, configuring, and implementing SAP Fiori App on Utopia RFM Solutions for MDG™.

The primary audience comprises of the following:

- System administrators responsible for installing and configuring SAP Fiori App on Utopia RFM Solutions for MDG™.
- RFM Solutions for MDG™ Technical Consultants.

Before You Start

Before you start implementing ensure that your system environment meets the following requirements.

System Landscape Requirements

To implement this app, your system landscape has to be enabled for SAP Fiori. Depending on the database type serving as the basis in your system landscape, it needs to be set up for SAP Fiori and has to meet the respective prerequisites:

Database	SAP Fiori System Landscape Setup	Prerequisites
ABAP environment	Setup of SAP Fiori System Landscape for SAP Business Suite with ABAP Environment	Installation Requirements (Transactional Apps) Activating SAP Gateway OData Services
HANA database	Setup of SAP Fiori System Landscape for SAP Business Suite with SAP HANA Database	Installation Requirements (Fact Sheets)

The SAP product version in the back-end system serving as the basis for the app must be the following:

Required back-end product (Product version stack)	EHP7 SPS10 MDG 7 SP07
--	-----------------------

Each SAP Fiori app consists of front-end components and back-end components:

- **Front-end components**
The Fiori app front-end comprises the user interfaces and content required for launching the app on the SAP Fiori Launchpad.
You must install the above stated components on your front-end server.
- **Back-end components**

The Fiori app back-end mainly comprises the OData services required for the app. You must install the above stated components in your back-end system.

The front-end and back-end components of the app are delivered with the following SAP product versions as part of the listed software components. The required software components for the app are contained in the listed product instances:

App Component	Required SAP Product Version (Support Package Stack)	Available Instances Containing Software Component	Software Component Required for App (Support Package)
Front-End Components	UI for Utopia RFM 9.0	UI for MDG NW7.5 SP 05	UGIRUI02 – Utopia RFM Fiori UI
Back-End Components	SAP Master Data Governance 9.0 SP01	<ul style="list-style-type: none"> MDG UI Ext. on EhP6 Master Data Governance 	UGIOD02 - Utopia RFM Fiori Integration Addon

Note:

The app offers the possibility to upload documents. For security reasons, it is strongly recommended you to install an appropriate **virus scanner** in your respective back-end system and define sufficiently restrictive scan profiles to prevent the upload of malicious content. For more information about virus scanning and scan profiles for SAP Fiori apps, see [Virus Scanning](#).

MDG RFM Fiori App Details

Required Back-End Product

SAP Master Data Governance

Line of Business

Asset Management, Finance, Manufacturing, Marketing/Engineering, Sales, Service, Sourcing and Procurement, Supply Chain

Application Type

Transactional (Fiori UI5)

Database

Any database (DB)

Implementation Information

Installation

The app consists of front-end components (such as the user interfaces) and back-end components (such as the OData service). The back-end and front-end components are delivered with separate products and to be installed in a system landscape, which is enabled for SAP Fiori.

Front-end components	
Product Version	SAP MASTER DATA GOVERNANCE 9.0 SP01 Utopia RFM for SAP MDG™ Add-on Component 900 SP00

Front-end components	
	Utopia IDoc Enhancements for RFM 900 SP00
Support Package Stack	00
Product Instance(s)	UTOPIA RFM SOLUTIONS MDG 9.0
Software Component Version	UGIRUI02 – Utopia Fiori Software Component – SP00
Prerequisite for installation	Utopia RFM for SAP MDG™ Add-on Component 900 SP00 is an <i>Add-On</i> to SAP FIORI FRONT-END SERVER 2.0 - SPS Initial Shipment Stack <i>or</i> SAP GATEWAY 2.0 - SPS 10 (03/2015) <i>or</i> SAP NETWEAVER 7.5 - SP05 (10/2016)

Back-end components (ABAP)	
Product Version	SAP MASTER DATA GOVERNANCE 9.0 SP01 Utopia RFM for SAP MDG™ Add-on Component 900 SP00 Utopia IDoc Enhancements for RFM 900 SP00
Support Package Stack	00
Product Instance(s)	Master Data Governance – Retail Fashion Management
Software Component Version	UGIRUI02 – Utopia Fiori Software Component – SP00
Prerequisite for installation	Utopia RFM for SAP MDG™ Add-on Component 900 SP00 is an <i>Add-On</i> to SAP FIORI FRONT-END SERVER 2.0 - SPS Initial Shipment Stack <i>or</i> SAP GATEWAY 2.0 - SPS 10 (03/2015) <i>or</i> SAP NETWEAVER 7.5 - SP05 (10/2016)

Configuration

The following section lists app-specific data required to configure each app.

- MDG RFM Fiori App Details
 - Request New Article
 - Change Article
 - Approve RFM Master Data Request
- MDG RFM (FMS) 9.0 App Details
 - Request New Article
 - Change Article
 - Approve FMS Master Data Request

Request New Article

With the transactional app Request New Article, you can request a new article for an organization. This app is easily accessible for a general user with limited knowledge of master data governance.

Key Features

- Lean requestor form for a user new to MDG RFM (Article).
- Option to upload attachments containing request details
- Creates an Article CR with only basic data / minimum fields.

- The F4 helps in the form accepts manual entry and display corresponding description of the field & also facilitates search as you type feature.
- Article CR creation with both External & Internal Number is supported.

Technical Features

- Article CR creation with both External & Internal Number is supported.
- This app enables you to upload documents. For security reasons, we strongly recommend that you install a virus scanner in your system landscape. For more information, see [Virus Scanning](#).

Product Features:

A general business user having no master data knowledge or SAP MDG application knowledge can trigger the request to create a new MDG RFM Article.

Configuration:

The following sections list app-specific data required to configure the app:
SAPUI5 Application

The ICF nodes for the following SAPUI5 application must be activated on the front-end server:

Component	Technical Name
SAPUI5 Application	/UGIRUI02/REQ

SAP Fiori Launchpad

You require the following data to give users access to the app in the SAP Fiori RFM Launchpad.

Technical Configuration

Technical Catalog	/UGIRUI02/SAP_MDG_RFM_TC_T
TECHNICAL_PFCG_ROLE	/UGIRUI02/SAP_MDG_RFM_TCR_T
Semantic Object	UGIRUI02_RFM_REQ
Action	requestArticle
SAPUI5 Application	/UGIRUI02/REQ

Business Catalog (Launchpad)	/UGIRUI02/SAP_MDG_BC_REQUESTOR_T	Master Data RFM Requestor (MDG) - Content
Business Group (Launchpad)	/UGIRUI02/SAP_MDG_BCG_REQUESTOR_T	Master Data RFM Requestor
PFCG role for Business Catalog	/UGIRUI02/SAP_MDG_RFM_BCR_REQ	

OData Services:

The following OData services must be activated on the front-end server. Users require PFCG authorization for the front-end and back-end systems.

OData Service	Version	Back-End Authorization Role (PFCG)
/UGIOD02/RFM_SRV	001	

Implementation Tasks:

The following sections list tasks that have to be performed to implement the required components of the app. The tables contain the app-specific data required for these tasks.

Front-End Server: Activate OData Services

The MDG RFM OData services would be available under ICF node: /sap/opu/odata/ugiod02/rfm_srv

Component	Technical Name
OData Service (Version Number)	/UGIOD02/RFM_SRV (001)

Front-End Server: Activate SAP UI5 Application

The MDG RFM UI5 Application would be available under ICF node: /sap/bc/ui5_ui5/ugirui02/req

Component	Technical Name
SAP UI5 Application	/UGIRUI02/REQ

Change Article

With the transactional app **Change Article**, you can request a new change article for an organization. This app is easily accessible for a general user with limited knowledge of master data governance.

Key Features

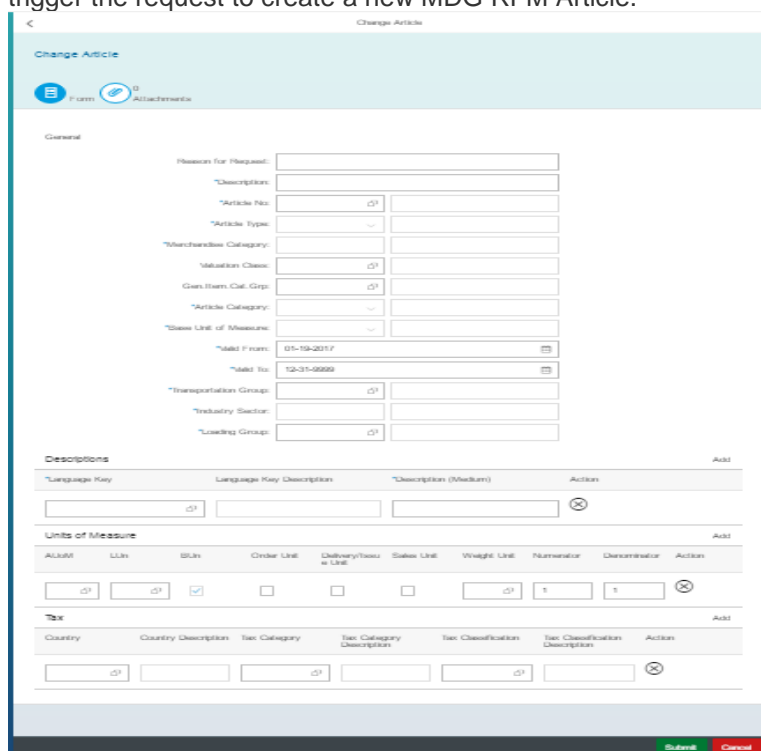
- Lean requestor form for a user new to MDG RFM (Article).
- Option to upload attachments containing request details.
- Creates an Article CR with only basic data / minimum fields.
- The F4 helps in the form accepts manual entry and display corresponding description of the field & also facilitates search as you type feature.
- Article CR creation with both External & Internal Number is supported.

Technical Features

- Article CR creation with both External & Internal Number is supported.
- This app enables you to upload documents. For security reasons, we strongly recommend that you install a virus scanner in your system landscape. For more information, see [Virus Scanning](#).

Product Features:

A general business user having no master data knowledge or SAP MDG application knowledge can trigger the request to create a new MDG RFM Article.



Configuration:

The following sections list app-specific data required to configure the app:

SAPUI5 Application

The ICF nodes for the following SAPUI5 application must be activated on the front-end server:

Component	Technical Name
SAPUI5 Application	/UGIRUI02/CHG

SAP Fiori Launchpad

You require the following data to give users access to the app in the SAP Fiori RFM Launchpad.

Technical Configuration

Technical Catalog	/UGIRUI02/SAP_MDG_RFM_TC_T
TECHNICAL_PFCG_ROLE	/UGIRUI02/SAP_MDG_RFM_TCR_T
Semantic Object	UGIRUI02_RFM_REQ
Action	changeArticle
SAPUI5 Application	/UGIRUI02/CHG

Business Catalog (Launchpad)	/UGIRUI02/SAP_MDG_BC_REQUESTOR_T	Master Data RFM Requestor (MDG) - Content
Business Group (Launchpad)	/UGIRUI02/SAP_MDG_BCG_REQUESTOR_T	Master Data RFM Requestor
PFCG role for Business Catalog	/UGIRUI02/SAP_MDG_RFM_BCR_REQ	

OData Services:

The following OData services must be activated on the front-end server. Users require PFCG authorization for the front-end and back-end systems.

OData Service	Version	Back-End Authorization Role (PFCG)
/UGIOD02/RFM_SRV	001	

Implementation Tasks:

The following sections list tasks that have to be performed to implement the required components of the app. The tables contain the app-specific data required for these tasks.

Front-End Server: Activate OData Services

The MDG RFM OData services would be available under ICF node: /sap/opu/odata/ugiod02/rfm_srv

Component	Technical Name
OData Service (Version Number)	/UGIOD02/RFM_SRV (001)

Front-End Server: Activate SAP UI5 Application

The MDG RFM UI5 Application would be available under ICF node: /sap/bc/ui5_ui5/ugirui02/req

Component	Technical Name
SAP UI5 Application	/UGIRUI02/REQ

Approve RFM Master Data Request

With the transactional app **Approve RFM Master Data Request** you can approve (MDG) master data change requests for a new or changed master data. Once a request is submitted by requestor, it has to be approved by senior steward to create/change the master data in MDG. This app enables an approver to see the details of requested master data and approve/reject it accordingly. You can use this app for the Article (RFM) objects.

Key Features

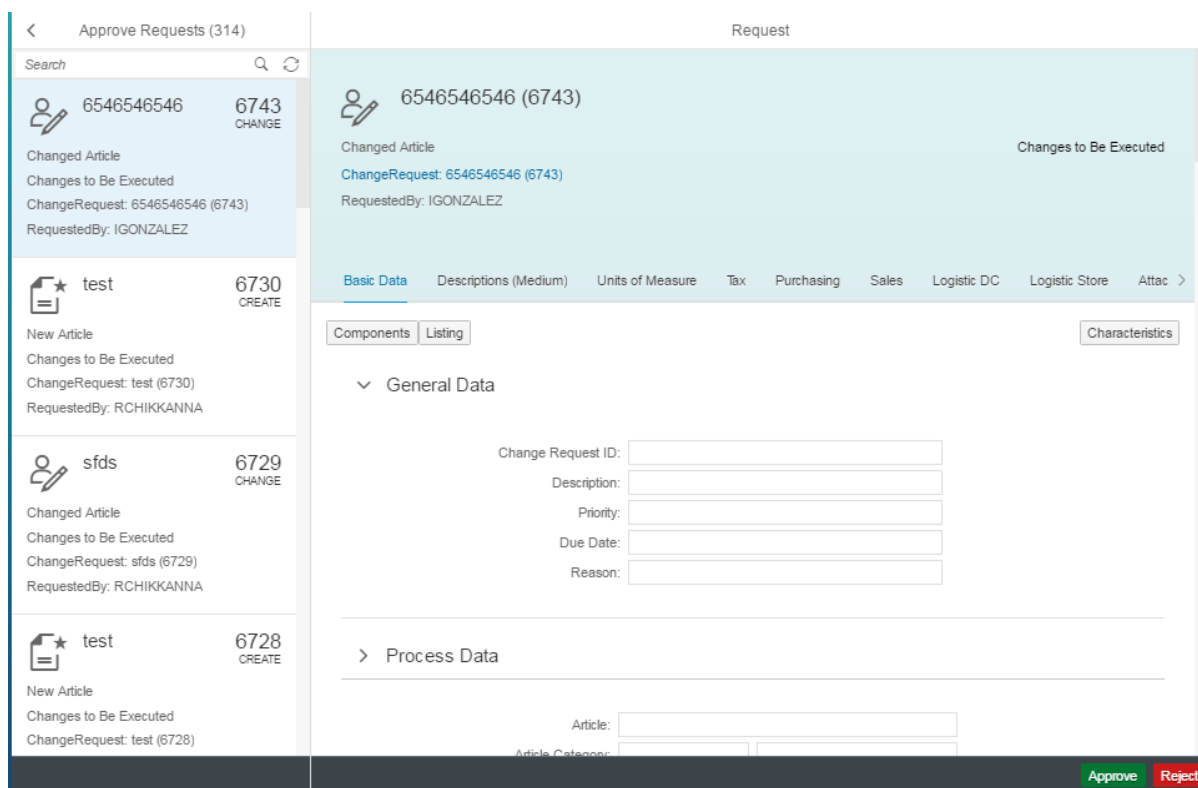
- Approve or reject MDG RFM Master Data
- Display the changed CR also to approver for approval of master data
- Display only fields which have data entered by the requestor
- Display all requests of step type 2 (Approve) to approver in the inbox by default.
- Download attachments that was uploaded by the Requestor.

Technical Features

- This app enables you to approve/reject MDG RFM Master Data.
- This app enables you to download documents supporting documents.

Product Features:

A general business user having no master data knowledge or SAP MDG application knowledge can approve the MDG RFM Master Data Request created by the requestor.



The screenshot shows the 'Approve Requests' Fiori app interface. The left sidebar displays a list of requests with details such as 'Changed Article', 'ChangeRequest: 6546546546 (6743)', and 'RequestedBy: IGONZALEZ'. The main area shows the details for a selected request, including 'Basic Data', 'General Data' (Change Request ID, Description, Priority, Due Date, Reason), and 'Process Data' (Article, Article Category). At the bottom right, there are 'Approve' and 'Reject' buttons.

Configuration:

The following sections list app-specific data required to configure the app:

SAPUI5 Application

The ICF nodes for the following SAPUI5 application must be activated on the front-end server:

Component	Technical Name
SAPUI5 Application	/UGIRUI02/APP

SAP Fiori Launchpad

You require the following data to give users access to the app in the SAP Fiori RFM Launchpad.

Technical Configuration

Technical Catalog	/UGIRUI02/SAP_MDG_RFM_TC_T
TECHNICAL_PFCG_ROLE	/UGIRUI02/SAP_MDG_RFM_TCR_T
Semantic Object	UGIRUI02_RFM_APP
Action	approveArticle
SAPUI5 Application	/UGIRUI02/APP

Business Catalog (Launchpad)	/UGIRUI02/SAP_MDG_BC_REQUESTOR_T	Master Data RFM Requestor (MDG) - Content
Business Group (Launchpad)	/UGIRUI02/SAP_MDG_BCG_REQUESTOR_T	Master Data RFM Approver
PFCG role for Business Catalog	/UGIRUI02/SAP_MDG_RFM_BCR_REQ	

OData Services:

The following OData services must be activated on the front-end server. Users require PFCG authorization for the front-end and back-end systems.

OData Service	Version	Back-End Authorization Role (PFCG)
/UGIOD02/RFM_APP_SRV	001	

Implementation Tasks:

The following sections list tasks that are to be performed to implement the required components of the app. The tables contain the app-specific data required for these tasks.

Front-End Server: Activate OData Services

The MDG RFM OData services would be available under ICF node: /sap/opu/odata/ugiod02/rfm_app_srv

Component	Technical Name
OData Service (Version Number)	/UGIOD02/RFM_APP_SRV (001)

Front-End Server: Activate SAP UI5 Application

The MDG RFM UI5 Application would be available under ICF node: /sap/bc/ui5_ui5/ugirui02/req

Component	Technical Name
SAP UI5 Application	/UGIRUI02/APP

MDG RFM (FMS) 9.0 App Details

Request New Article

With the transactional app **Request New Article**, you can request a new article for an organization. This app is easily accessible for a general user with limited knowledge of master data governance.

Key Features

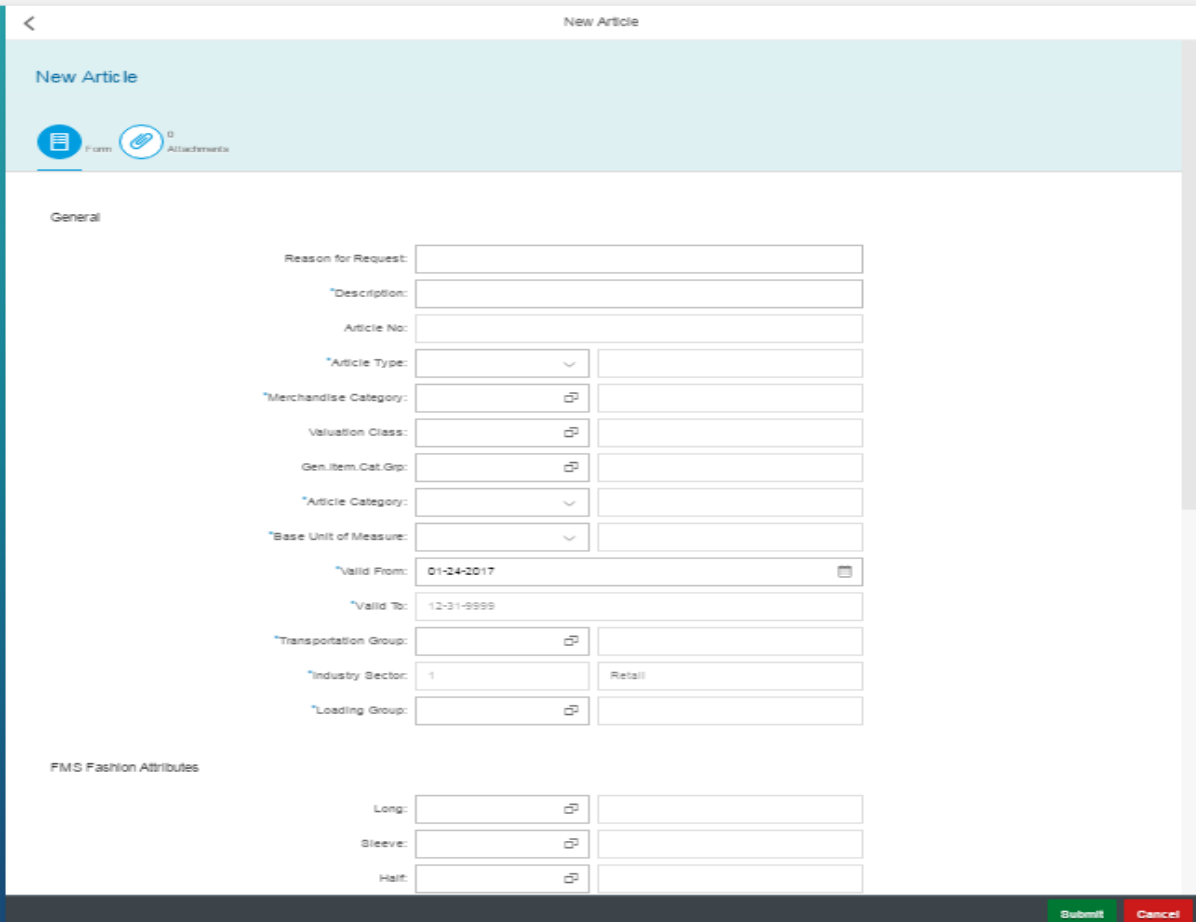
- Lean requestor form for a user new to MDG RFM (FMS) (Article).
- Option to upload attachments containing request details
- Creates an Article CR with only basic data / minimum fields.
- The F4 helps in the form accepts manual entry and display corresponding description of the field & also facilitates search as you type feature.
- Article CR creation with both External & Internal Number is supported.

Technical Features

- Article CR creation with both External & Internal Number is supported.
- This app enables you to upload documents. For security reasons, we strongly recommend that you install a virus scanner in your system landscape. For more information, see [Virus Scanning](#).

Product Features:

A general business user having no master data knowledge or SAP MDG application knowledge can approve the MDG RFM (FMS) Article.



The screenshot shows the 'New Article' Fiori app interface. The form is titled 'New Article' and has a light blue header. Below the header, there are two icons: 'Form' and 'Attachments'. The main content area is divided into two sections: 'General' and 'FMS Fashion Attributes'. The 'General' section contains various input fields and dropdown menus for fields like 'Reason for Request', 'Description', 'Article No.', 'Article Type', 'Merchandise Category', 'Valuation Class', 'Gen. Item. Cat. Grp.', 'Article Category', 'Base Unit of Measure', 'Valid From', 'Valid To', 'Transportation Group', 'Industry Sector', and 'Loading Group'. The 'FMS Fashion Attributes' section contains fields for 'Long', 'Sleeve', and 'Half'. At the bottom right, there are 'Submit' and 'Cancel' buttons.

Configuration:

The following sections list app-specific data required to configure the app:

SAPUI5 Application

The ICF nodes for the following SAPUI5 application must be activated on the front-end server:

Component	Technical Name
SAPUI5 Application	/UGIFUI03/REQ

SAP Fiori Launchpad

You require the following data to give users access to the app in the SAP Fiori RFM (FMS) Launchpad.

Technical Configuration

Technical Catalog	/UGIFUI03/SAP_MDG_FMS_TC_T
TECHNICAL_PFCG_ROLE	/UGIFUI03/SAP_MDG_FMS_TCR_T

Semantic Object	UGIFUI03_FMS_REQ
Action	requestArticle
SAPUI5 Application	/UGIFUI03/REQ

Business Catalog (Launchpad)	/UGIRUI03/SAP_MDG_BC_REQUESTOR_T	Master Data RFM Requestor (MDG) - Content
Business Group (Launchpad)	/UGIRUI03/SAP_MDG_BCG_REQUESTOR_T	Master Data RFM Approver
PFCG role for Business Catalog	/UGIRUI03/SAP_MDG_RFM_BCR_REQ	

OData Services:

The following OData services must be activated on the front-end server. Users require PFCG authorization for the front-end and back-end systems.

OData Service	Version	Back-End Authorization Role (PFCG)
/UGIOD03/FMS_SRV	001	

Implementation Tasks:

The following sections list tasks that are to be performed to implement the required components of the app. The tables contain the app-specific data required for these tasks.

Front-End Server: Activate OData Services

The MDG RFM (FMS) OData services would be available under ICF node:
/sap/opu/odata/ugiod03/fms_srv

Component	Technical Name
OData Service (Version Number)	/UGIOD03/FMS_SRV (001)

Front-End Server: Activate SAP UI5 Application

The MDG RFM (FMS) UI5 Application would be available under ICF node:
/sap/bc/ui5_ui5/ugifui03/req

Component	Technical Name
SAP UI5 Application	/UGIFUI03/REQ

Change Article

With the transactional app **Change Article**, you can request a new change article CR for an organization. This app is easily accessible for a general user with limited knowledge of master data governance.

Key Features

- Lean requestor form for a user new to MDG RFM (FMS) Article Change.
- Option to upload attachments containing request details
- Creates an Article Change CR with only basic data / minimum fields.
- The F4 helps in the form accepts manual entry and display corresponding description of the field.

Technical Features

This app enables you to upload documents. For security reasons, we strongly recommend that you install a virus scanner in your system landscape. For more information, see [Virus Scanning](#).

Product Features:

A general business user having no master data knowledge or SAP MDG application knowledge can trigger the request to create a new MDG RFM (FMS) Article Change.

The screenshot shows the 'New Article' Fiori app interface. At the top, there is a navigation bar with a back arrow and the title 'New Article'. Below this is a header area with the title 'New Article' and two icons: 'Form' and 'Attachments'. The main content area is divided into two sections: 'General' and 'FMS Fashion Attributes'. The 'General' section contains the following fields:

- Reason for Request: [Text Field]
- *Description: [Text Field]
- Article No: [Text Field]
- *Article Type: [Dropdown Menu]
- *Merchandise Category: [Text Field]
- Valuation Class: [Text Field]
- Gen. Item. Cat. Gp.: [Text Field]
- *Article Category: [Dropdown Menu]
- *Base Unit of Measure: [Dropdown Menu]
- *Valid From: 01-24-2017 [Date Field]
- *Valid To: 12-31-9999 [Date Field]
- *Transportation Group: [Text Field]
- *Industry Sector: 1 [Text Field] | Retail [Text Field]
- *Loading Group: [Text Field]

The 'FMS Fashion Attributes' section contains the following fields:

- Long: [Text Field]
- Sleeve: [Text Field]
- Half: [Text Field]

At the bottom right of the screen, there are two buttons: 'Submit' (green) and 'Cancel' (red).

Change Article

FMS Fashion Attributes

Long:

Sleeve:

Half:

Descriptions Add

*Language Key	Language Key Description	*Description (Medium)	Action
<input type="text"/>	<input type="text"/>	<input type="text"/>	⊗

Units of Measure Add

AUoM	LUn	BUn	Order Unit	Delivery/Issue Unit	Sales Unit	Weight Unit	Numerator	Denominator	Action
<input type="text"/>	<input type="text"/>	<input checked="" type="checkbox"/>	<input type="checkbox"/>	<input type="checkbox"/>	<input type="checkbox"/>	<input type="text"/>	<input type="text" value="1"/>	<input type="text" value="1"/>	⊗

Tax Add

Country	Country Description	Tax Category	Tax Category Description	Tax Classification	Tax Classification Description	Action
<input type="text"/>	<input type="text"/>	<input type="text"/>	<input type="text"/>	<input type="text"/>	<input type="text"/>	⊗

Seasons

Season Usage:

Add

Season Year	Season	Collection	Theme	Description	Creation Season	Roll-Out Season	Fading Season	Action
<input type="text"/>	<input type="text"/>	<input type="text"/>	<input type="text"/>	<input type="text"/>	<input type="checkbox"/>	<input type="checkbox"/>	<input type="checkbox"/>	

Submit
Cancel

Configuration:

The following sections list app-specific data required to configure the app:

SAPUI5 Application

The ICF nodes for the following SAPUI5 application must be activated on the front-end server:

Component	Technical Name
SAPUI5 Application	/UGIFUI03/CHG

SAP Fiori Launchpad

You require the following data to give users access to the app in the SAP Fiori RFM (FMS) Launchpad.

Technical Configuration

Technical Catalog	/UGIFUI03/SAP_MDG_FMS_TC_T
TECHNICAL_PFCG_ROLE	/UGIFUI03/SAP_MDG_FMS_TCR_T
Semantic Object	UGIFUI03_FMS_CHG
Action	chageArticle
SAPUI5 Application	/UGIFUI03/REQ

Business Catalog (Launchpad)	/UGIRUI03/SAP_MDG_BC_REQUESTOR_T	Master Data FMS Requestor (MDG) - Content
Business Group (Launchpad)	/UGIRUI03/SAP_MDG_BCG_REQUESTOR_T	Master Data FMS Approver
PFCG role for Business Catalog	/UGIFUI03/SAP_MDG_FMS_BCR_REQ	

OData Services:

The following OData services must be activated on the front-end server. Users require PFCG authorization for the front-end and back-end systems.

OData Service	Version	Back-End Authorization Role (PFCG)
/UGIOD03/FMS_SRV	001	

Implementation Tasks:

The following sections list tasks that are to be performed to implement the required components of the app. The tables contain the app-specific data required for these tasks.

Front-End Server: Activate OData Services

The MDG RFM (FMS) OData services would be available under ICF node:
/sap/opu/odata/ugiod03/fms_srv

Component	Technical Name
OData Service (Version Number)	/UGIOD03/FMS _SRV (001)

Front-End Server: Activate SAP UI5 Application

The MDG RFM (FMS) UI5 Application would be available under ICF node:
/sap/bc/ui5_ui5/ugifui03/req

Component	Technical Name
SAP UI5 Application	/UGIFUI03/CHG

Approve FMS Master Data Request

With the transactional app **Approve FMS Master Data Request** you can approve (MDG) master data change requests for a new or changed master data. Once a request is submitted by requestor, it has to be approved by senior steward to create/change the master data in MDG. This app enables an approver to see the details of requested master data and approve/reject it accordingly. You can use this app for the Article (FMS) objects.

Key Features

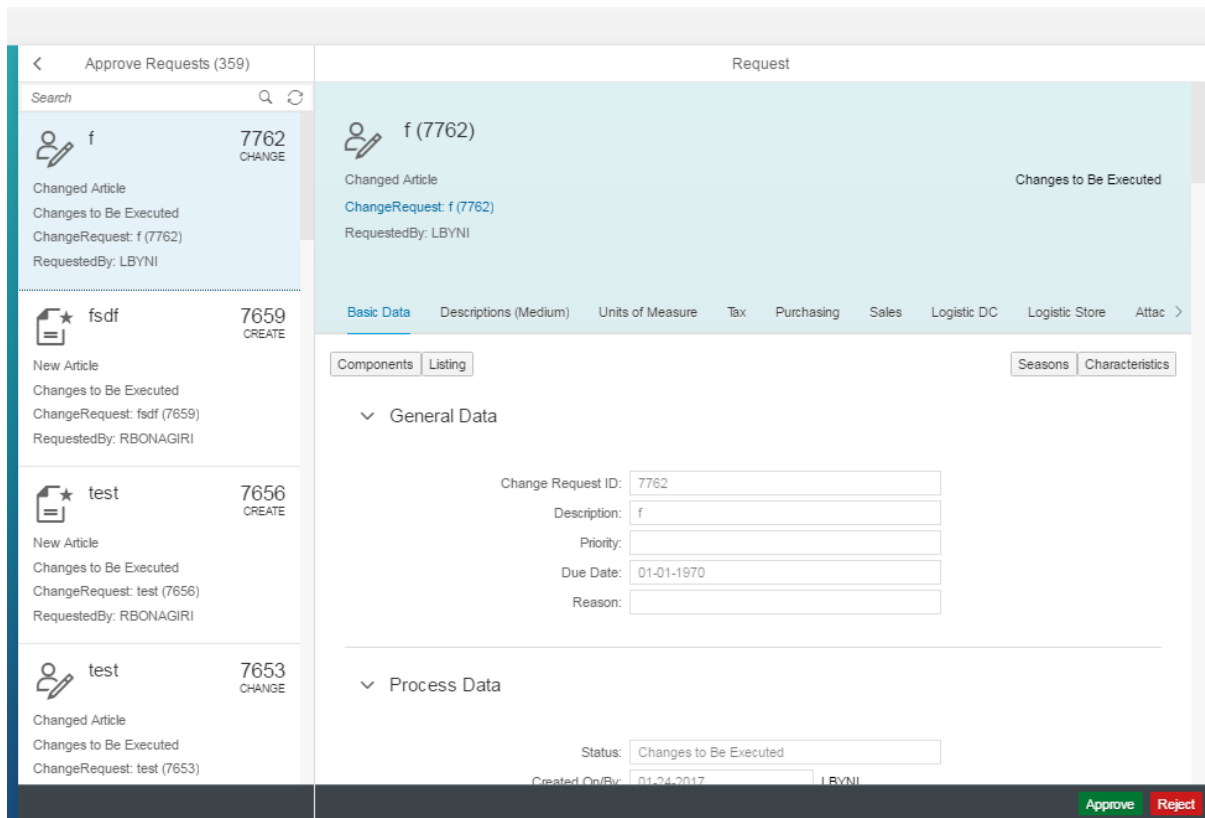
- Approve or reject MDG RFM (FMS) Master Data
- Display the changed CR also to approver for approval of master data
- Display only fields which have data entered by the requestor
- Display all requests of step type 2 (Approve) to approver in the inbox by default.
- Download attachments that was uploaded by the Requestor.

Technical Features

- This app enables you to approve/reject MDG RFM (FMS) Master Data.
- This app enables you to download documents supporting documents.

Product Features:

A general business user having no master data knowledge or SAP MDG application knowledge can approve the MDG RFM (FMS) Master Data Request created by the requestor.



Configuration:

The following sections list app-specific data required to configure the app:

SAPUI5 Application

The ICF nodes for the following SAPUI5 application must be activated on the front-end server:

Component	Technical Name
SAPUI5 Application	/UGIFUI03/APP

SAP Fiori Launchpad

You require the following data to give users access to the app in the SAP Fiori RFM (FMS) Launchpad.

Technical Configuration

Technical Catalog	/UGIFUI03/SAP_MDG_FMS_TC_T
TECHNICAL_PFCG_ROLE	/UGIFUI03/SAP_MDG_FMS_TCR_T
Semantic Object	UGIFUI03_FMS_APP
Action	approveArticle
SAPUI5 Application	/UGIFUI03/APP

Business Catalog (Launchpad)	/UGIFUI03/SAP_MDG_BC_APPROVER_T	Master Data FMS Requestor (MDG) - Content
Business Group (Launchpad)	/UGIFUI03/SAP_MDG_BCG_APPROVER_T	Master Data FMS Approver
PFCG role for Business Catalog	/UGIFUI03/SAP_MDG_FMS_BCR_APP	

OData Services:

The following OData services must be activated on the front-end server. Users require PFCG authorization for the front-end and back-end systems.

OData Service	Version	Back-End Authorization Role (PFCG)
/UGIOD03/FMS_APP_SRV	001	

Implementation Tasks:

The following sections list tasks that are to be performed to implement the required components of the app. The tables contain the app-specific data required for these tasks.

Front-End Server: Activate OData Services

The MDG RFM (FMS) OData services would be available under ICF node:
/sap/opu/odata/ugiod03/fms_srv

Component	Technical Name
OData Service (Version Number)	/UGIOD03/FMS_APP_SRV/(001)

Front-End Server: Activate SAP UI5 Application

The MDG RFM (FMS) OData services would be available under ICF node:
/sap/opu/odata/ugiod03/fms_app_srv

Component	Technical Name
SAP UI5 Application	/UGIFUI03/APP

General Steps

1. Enable App for Access in SAP Fiori Launchpad
2. To define the access of single users to this app in the SAP Fiori Launchpad, technical content is delivered, such as catalogs and example roles.

Front-End Server and Back-End Server:

1. Assign OData Service Authorizations to Users
2. You must assign OData service authorizations for the app to your users.

Configuration Tasks

To be able to implement the app, you must perform the following configuration tasks in the back-end system:

Implementing Lean Request Apps in Master Data Governance RFM & FMS (MDG RFM 9.0)

Use

The SAP Fiori RFM lean request Apps for Master Data Governance RFM are targeted towards a business user who does not have much expertise in master data handling, but would like to create a new organization for areas such as customer and supplier. With limited information, they can easily send a request to the master data expert using the SAP Fiori RFM application.

The following SAP Fiori applications are delivered out-of-the-box for the MDG RFM lean request scenario:

- Request New Article
- Change Article
- Approve RFM Master Data Request
- Request New Article
- Change Article
- Approve FMS Master Data Request

Prerequisites

- You have activated the business function MDG_FOUNDATION_5.
- Assign System Alias and Activate OData Services:



- You have activated the following RFM objects to access the change request types for the Fiori applications:

Applications	Business Functions	Change Request Types	Business Activities
Article		AR01	AR01
Change Article		AR02	AR02
Approve RFM Master Data			
Article		FMS1	FMS1
Change Article		FMS2	FMS2
Approve FMS Master Data			

Process

This process needs to be followed if the existing business catalogs and roles needs to be customized based on the requirement.

As an example, set of technical catalog, role, business catalog, role and groups have been delivered for Utopia Solution on Fiori Apps for MDG RFM 9.0.

To configure the SAP Fiori applications for MDG RFM, execute following steps:

1. MDG Back-End Configuration
 - a. The new change request types must be configured for the MDG approval process.
 - b. For the pre-delivered change request types, all the checks must be switched off for the MDG Fiori applications to work. If you want to use your own change request types for the MDG RFM Fiori apps, all the checks on your change request types should be switched off.
2. Configure the SAP Fiori Launchpad for MDG

Add a Business Catalog

- a. Check that the role /UGIRUI02/SAP_MDG_RFM_BCR_REQ & /UGIRUI02/SAP_MDG_RFM_BCR_APP, /UGIFUI03/SAP_MDG_FMS_BCR_REQ, /UGIFUI03/SAP_MDG_FMS_BCR_APP is assigned to your user.
- b. Start the Launchpad designer in your NetWeaver Gateway system with the following URL: https://<server>:<port>/sap/bc/ui5_ui5/sap/arsvc_upb_admn/main.html?sap-client=<clientnumber>&SCOPE=CONF .

You can find the server and port names using transaction SMICM, and then choose the Services button.

You will see delivered content in the form of requestor tiles for Article and Change Article. This configuration is delivered as an example, with all applications assigned to the single role /UGIRUI02/SAP_MDG_RFM_BCR_REQ , /UGIRUI02/SAP_MDG_RFM_BCR_APP, /UGIFUI03/SAP_MDG_FMS_BCR_REQ, /UGIFUI03/SAP_MDG_FMS_BCR_APP group /UGIRUI02/SAP_MDG_BCG_REQUESTOR_T, /UGIRUI02/SAP_MDG_BCG_CH_REQUESTOR_T and catalog /UGIRUI02/SAP_MDG_BC_CH_REQUESTOR_T, /UGIRUI02/SAP_MDG_BC_REQUESTOR_T If individual roles are required for each domain, for example Article, individual catalogs and groups containing the applications can be added.

Application	Semantic Object	Action	Business Catalog	Business Group
Article	UGIRUI02_RFM_REQ	requestArticle	/UGIRUI02/SAP_MDG_BC_REQUESTOR_T	/UGIRUI02/SAP_MDG_BCG_REQUESTOR_T
Change Article	UGIRUI02_RFM_CHG	changeArticle	/UGIRUI02/SAP_MDG_BC_CH_REQUESTOR_T	/UGIRUI02/SAP_MDG_BCG_CH_REQUESTOR_T
Approve RFM Master Data Request	UGIRUI02_RFM_CHG	approveArticle	/UGIRUI02/SAP_MDG_BC_APPROVER_T	/UGIRUI02/SAP_MDG_BCG_APPROVER_T
Article	UGIFUI03_FMS_REQ	requestArticle	/UGIFUI03/SAP_MDG_BC_REQUESTOR_T	/UGIFUI03/SAP_MDG_BCG_REQUESTOR_T
Change Article	UGIFUI03_FMS_CHG	changeArticle	/UGIFUI03/SAP_MDG_BC_CH_REQUESTOR_T	/UGIFUI03/SAP_MDG_BCG_CH_REQUESTOR_T

Application	Semantic Object	Action	Business Catalog	Business Group
Approve FMS Master Data Request	UGIFUI03_FMS_CHG	approve Article	/UGIFUI03/SAP_MDG_BC_AP PROVER_T	/UGIFUI03/SAP_MDG_BCG_AP PROVER_T

Result

You can now launch all tiles in the Launchpad.

Glossary

Term/Abbreviation	Description
CR	Change Request
DB	Database
RFM	Retail and Fashion Management
GW	Gateway
ICF	Internet Communication Framework
IDoc	Intermediate Document
MRO	Maintenance, Repair, and Overhaul
NW	NetWeaver
OData	Open Data Protocol
RFM	Retail and Fashion Management
T Code	SAP Transaction Code