



Phish Alert Button

Employees report phishing attacks with one click



Phish Alert

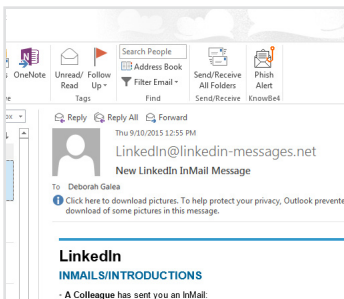
Do your users know what to do when they receive a suspicious email?

Should they call the help desk, or forward it? Should they forward to IT including all headers? Delete and not report it, forfeiting a possible early warning?

KnowBe4's Phish Alert add-in button gives your users a safe way to forward email threats to the security team for analysis and deletes the email from the user's inbox to prevent future exposure. All with just one click!

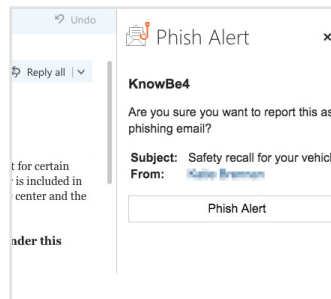
Outlook Toolbar

Adds a Phish Alert button for your users



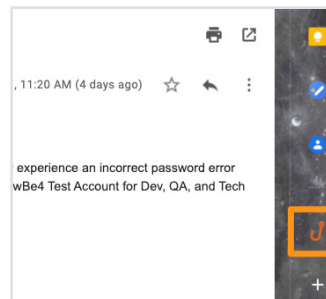
Microsoft 365 Add-in Pane

Adds a Phish Alert button for your users



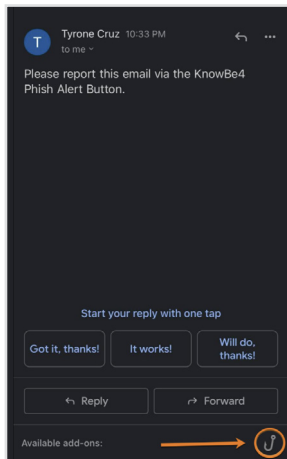
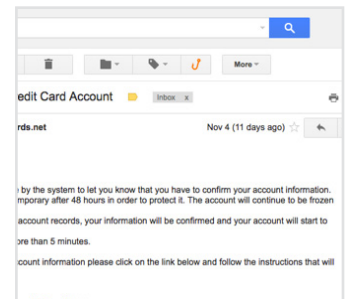
Gmail Add-On

Adds a Phish Alert button for your users

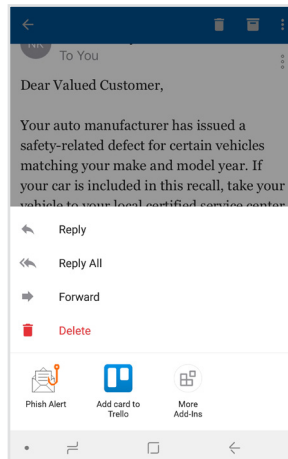


Gmail Extension

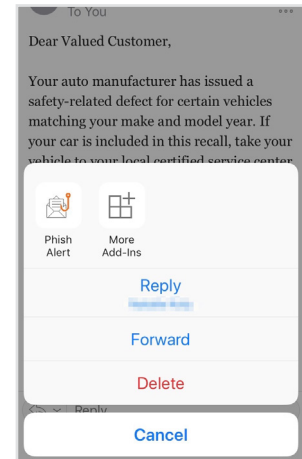
Adds a Phish Alert button for your users



Gmail Mobile (Android)



Outlook Mobile (Android)



Outlook Mobile (iOS)

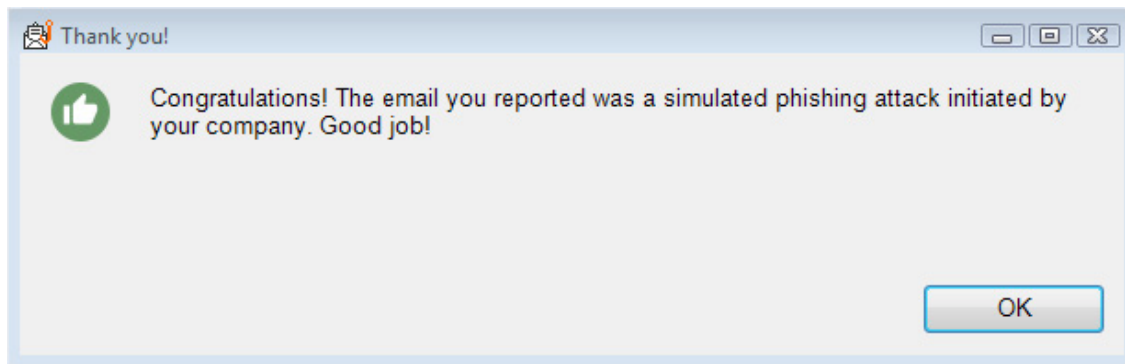
- When the user clicks the Phish Alert button on a phishing email, the email will be directly forwarded to your Incident Response team.
- Has fully customizable button text and user dialog boxes.
- Clients supported: Outlook 2010, 2013, 2016, 2019 & Outlook for Microsoft 365, Exchange 2013, 2016 & 2019, Outlook on the web (Outlook.com), the Outlook Mobile App (iOS and Android), Chrome 80 and later (Linux, OS X, and Windows), Gmail accounts connected through Google Workspace, Gmail Add-on is compatible with Gmail in browser and mobile clients. For more information on compatibility, please visit: <https://support.knowbe4.com/hc/en-us/articles/1500011951662-Phish-Alert-Button-Compatibility-Matrix>

Phish Alert Benefits

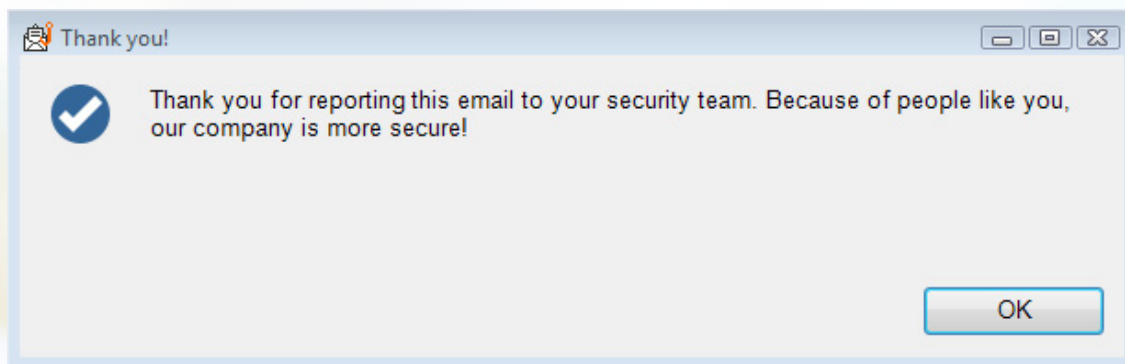
- Reinforces your organization's security culture, users can report suspicious emails with one click.
- Your employee gets instant feedback, which reinforces their training.
- Incident Response gets early phishing alerts from users, creating a network of "sensors." You can change the receiving email address and add a prefix.
- You can change the user dialog box text regularly to coordinate with your security awareness program. When your user opens email client, the add-in pulls in your updated messaging.
- Easy Phish Alert Button (PAB) deployment options: Outlook PAB installer for Windows, PAB manifest for Microsoft Products, Gmail Chrome Extension PAB config file, and Gmail Add-on App for Google Workspace



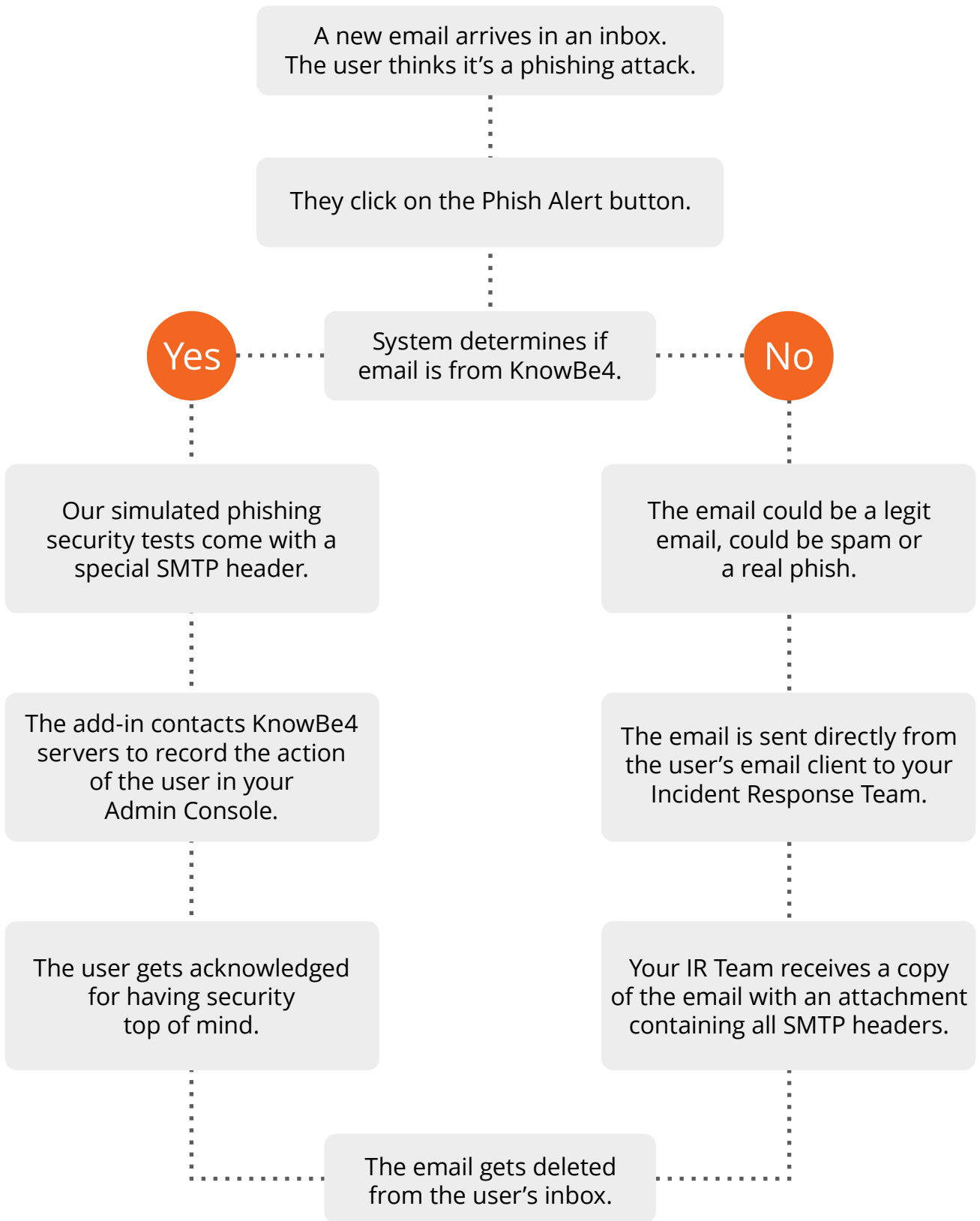
When the User Clicks the PAB on a Phishing Security Test



When the User Clicks the PAB on a Non-Simulated Phishing Email

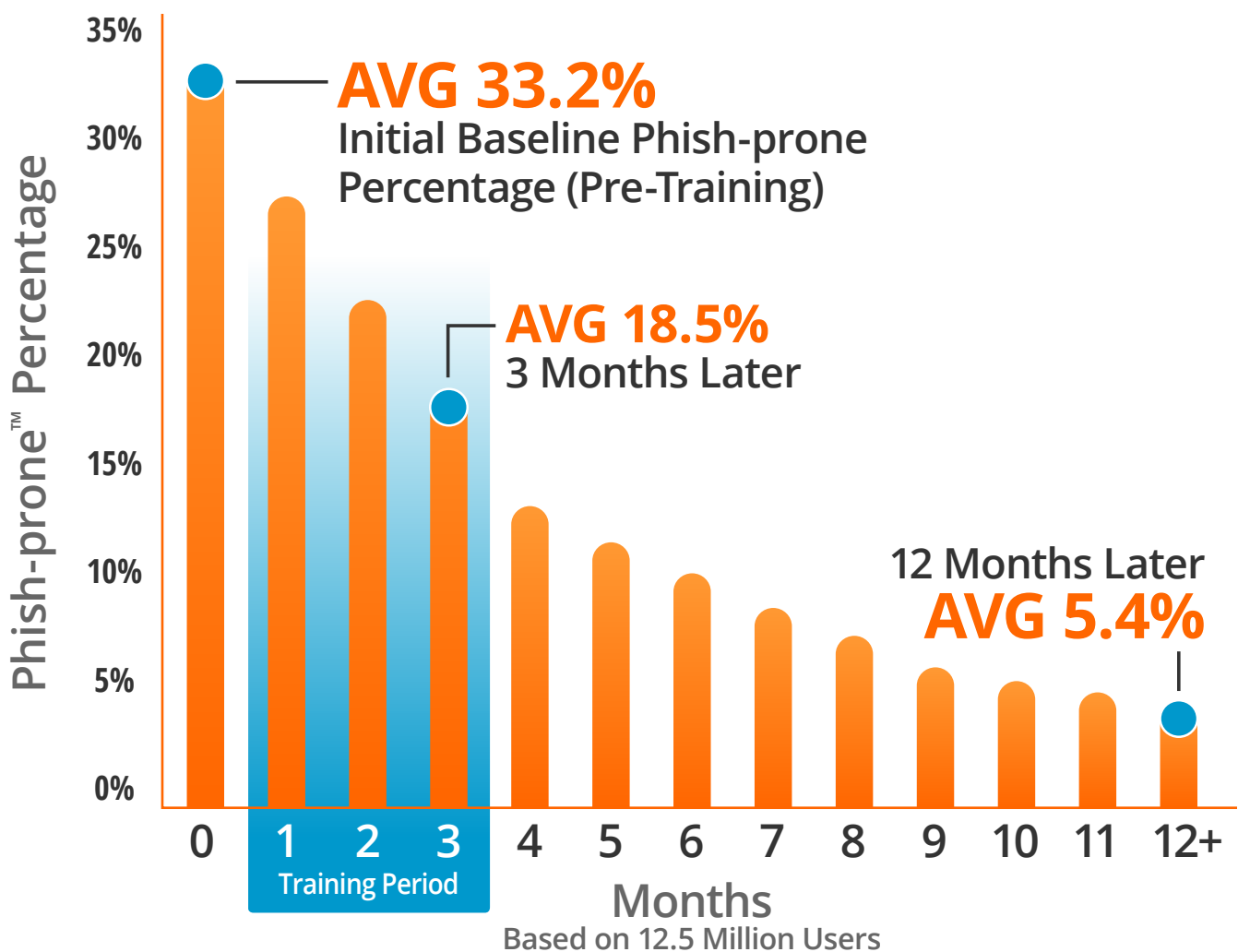


Phish Alert: How It Works



Further Enhance Your Management of Social Engineering Threats

- > Continue to push down your user's Phish-prone Percentage.
- > Reporting of both simulated and real phishing emails involves users even more.
- > Your Incident Response Team can act faster on possible real phishing attacks.



Source: 2023 KnowBe4 Phishing by Industry Benchmarking Report

Note: The initial Phish-prone Percentage is calculated on the basis of all users evaluated. These users had not received any training with the KnowBe4 console prior to the evaluation. Subsequent time periods reflect Phish-prone Percentages for the subset of users who received training with the KnowBe4 console.

Phish Alert



Phish Alert Support Portal
support.knowbe4.com



Questions?
Email: support@knowbe4.com
Phone: 855-815-9494

To Learn More



Sales@KnowBe4.com



www.KnowBe4.com



855-566-9234

KnowBe4
Human error. Conquered.

KnowBe4, Inc. | 33 N Garden Ave, Suite 1200, Clearwater, FL 33755 | Tel: 855-KNOWBE4 (566-9234)
www.KnowBe4.com | Email: Sales@KnowBe4.com

© 2023 KnowBe4, Inc. All rights reserved. Other product and company names mentioned herein may be trademarks and/or registered trademarks of their respective companies.

01C04K04