



**APACHE
TOOLS**
A LEGEND OF ENDURANCE



Free Phone: 0508 31 31 31 | Free Fax: 0508 41 41 41 | Email: sales@transquip.co.nz | Web: www.transquip.co.nz

Christchurch: 2 Edmonton Road, Hornby 8042 | Auckland: Unit 29, 761 Great South Road, Penrose 1061

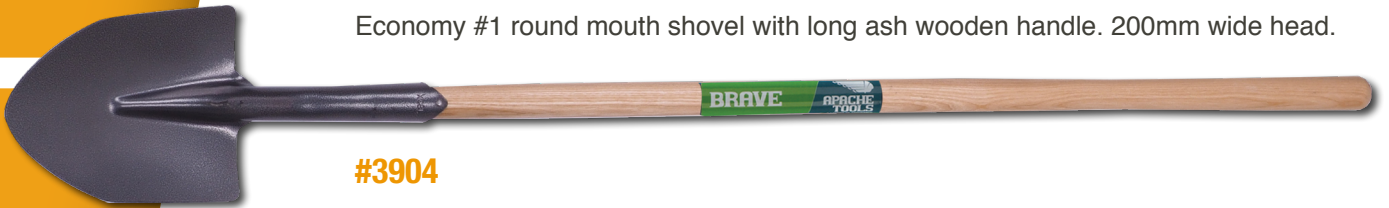
Shovels

BRAVE Round Mouth Shovel



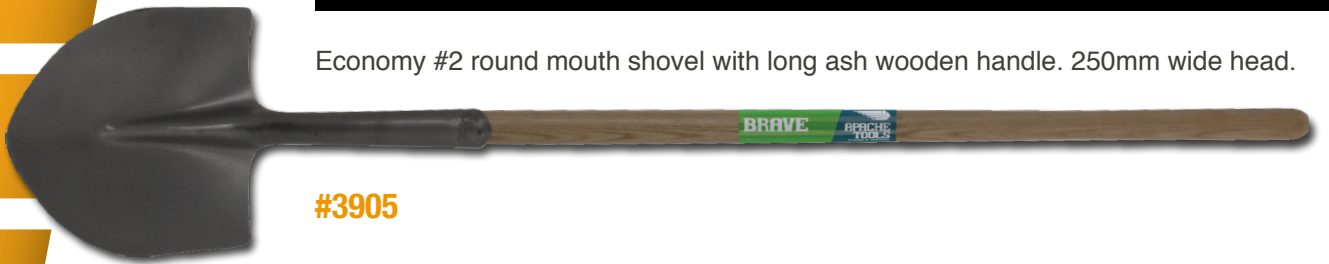
#3900

BRAVE Round Mouth Shovel #1



#3904

BRAVE Round Mouth Shovel #2



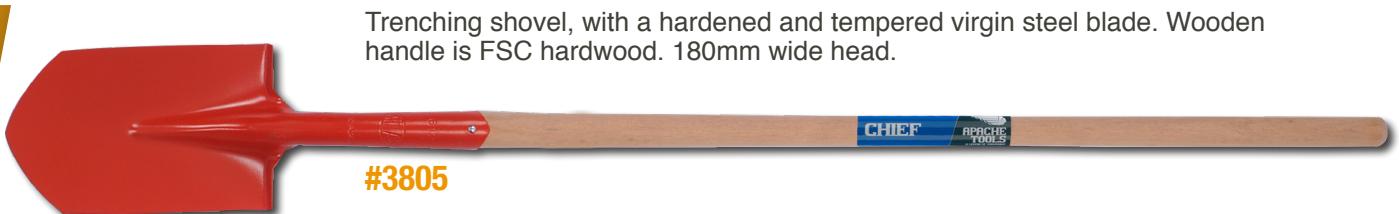
#3905

BRAVE Trenching Shovel



#3907

CHIEF Trenching Shovel



#3805

CHIEF Insulated Long Handle Shovel



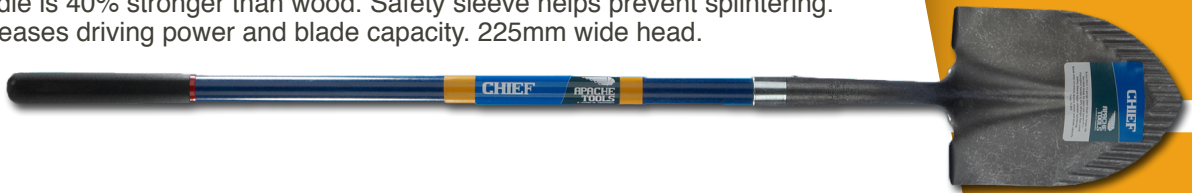
#3816

Shovels

CHIEF Fiberglass Handle Round Mouth Shovel

Extra thick 14 gauge steel blade for longer life. Serrated blade for easy penetration. Fiberglass handle is 40% stronger than wood. Safety sleeve helps prevent splintering. Blade step increases driving power and blade capacity. 225mm wide head.

#3800



CHIEF Round Mouth Shovel

Extra thick 14 gauge steel blade for longer life. Blade, socket and shank forged from one piece. Seal-coated premium northern ash handle. Blade step increases driving power and blade capacity. Extended tab socket for greater strength.

#3802



CHIEF Small Round Mouth Shovel

Extra thick 14 gauge steel blade for longer life. Blade, socket and shank forged from one piece. Seal-coated premium northern ash handle. Blade step increases driving power and blade capacity. Extended tab socket for greater strength. 195mm wide head.

#3804



BRAVE Round Mouth Shovel

Hot rolled, tempered steel blade. Contoured hardwood handles with rounded ends. Forward turned step for secure tread. Contoured non-slip grip for greater control and comfort. Extended tab socket for greater strength. 210mm wide head.

#3902



CHIEF 4" Tiling Shovel

Extra thick 14 gauge steel blade for longer life. Blade, socket and shank forged from one piece. Seal-coated premium northern ash handle. Extended tab socket for greater strength. For lifting soil from a narrow trench. 110mm wide head.

#3806



CHIEF Utility Shovel

Extra thick 14 gauge steel blade for longer life. Blade, socket and shank forged from one piece. Wooden handle with a poly D-grip. 145mm wide head.

#3810



Shovels

CHIEF Fiberglass Handle Square Mouth Shovel

Extra thick 14 gauge steel blade for longer life. Fiberglass handle is 40% stronger than wood. Safety sleeve helps prevent splintering. Extended tab socket for greater strength. 245mm wide head.



#3801

CHIEF Square Mouth Shovel

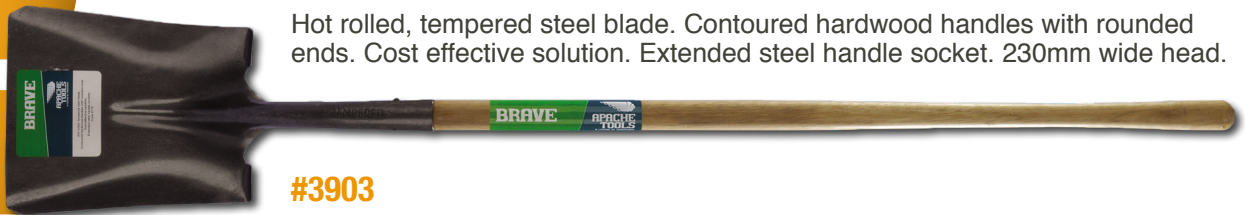
Extra thick 14 gauge steel blade for longer life. Blade socket and shank forged from one piece. Large steel collar for added strength. Seal-coated premium northern ash handle. Extended tab socket for greater strength. 250mm wide head.



#3803

BRAVE Square Mouth Shovel

Hot rolled, tempered steel blade. Contoured hardwood handles with rounded ends. Cost effective solution. Extended steel handle socket. 230mm wide head.



#3903

BRAVE Square Mouth Shovel

Economy square mouth shovel with long ash wooden handle. 280mm wide head.



#3906

CHIEF Square Mouth Shovel

Extra thick 14 gauge steel blade for longer life. Extended tab socket for greater strength. Armour D grip encases wood to prevent twisting. 250mm wide head.



#3807

BRAVE Square Mouth Shovel

Hot rolled, tempered steel blade. Study hardwood handle with poly D-grip. Cost effective solution. Extended steel handle socket. 235mm wide head.



#3908

Spades

BRAVE Square Mouth Shovel

All steel, welded construction. Durable and cost effective. Easy to clean asphalt off. 260mm wide head.

#3909



CHIEF Drain Spade

Extra thick 14 gauge steel blade for longer life. Blade, socket and shank forged from one piece. Seal-coated premium northern ash handle. Blade step increases driving power and blade capacity. Armour D grip encases wood to prevent twisting. 140mm wide head.

#3808



CHIEF Spade

Extra thick 14 gauge steel blade for longer life. Serrated blade for easy soil penetration. Blade step increases driving power and blade capacity. Extended tab socket for greater strength. Armour D grip encases wood to prevent twisting. 175mm wide head.

#3809



BRAVE Drain Spade

Heavy gauge, hot rolled tempered steel blade. Lacquered hardwood or fiberglass handle. Forward turned step and poly D grip. 140mm wide head.

#3912W

#3912FG shown (fiberglass)



BRAVE Spade

Heavy gauge, hot rolled tempered steel. Lacquered hardwood or fiberglass handle. Forward turned step and poly D grip. 175mm wide head.

#3911W shown

#3911FG available (fiberglass)



BRAVE Small Spade

Small spade with fiberglass short handle, ideal for cleaning excavator tracks. 150mm wide head.


#3913



Crowbars and Hammers

CHIEF Crowbar

1500mm x 25mm hex, diamond point, prising end, tempered steel for strength.



#3813

CHIEF Crowbar


1800mm x 25mm hex, pencil point, chisel end, tempered steel for strength.



#3814

BRAVE Crowbar

1650mm x 30mm hex, diamond point, chisel end.



#3920

CHIEF Insulated Crowbar

1550mm x 32mm chisel and point end insulated crowbar. Made to BS8020. Fully insulated. Tested individually and certified to 1000 volts.



#3815

BRAVE Rammer

Rammer with a long steel handle for compacting.



#3918

Brave Asphalt Tamper

Asphalt tamper with steel handle. Head is 8" x 8" and 12lbs. (203mm square, 5.4kg head).



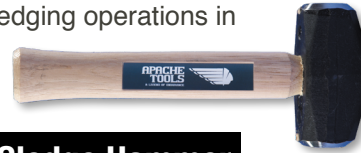
#3927

Sledge Hammers, Mattocks and Picks

CHIEF Wooden Handle Sledge Hammer

Highest grade Hickory handles for rugged durability. For general sledging operations in striking wood, concrete, metal and stone.

#3817 3lb (1.3kg)



CHIEF Wooden Handle Sledge Hammer

Highest grade Hickory handles for rugged durability. For general sledging operations in striking wood, concrete, metal and stone.

#3818-8 8lb (3.6kg)

#3818-10 10lb (4.5kg)

#3818-12 12lb (5.4kg)



CHIEF Fiberglass Handle Sledge Hammer

For general sledging operations in striking wood, concrete, metal and stone. Handles have fiberglass core and moulded polypropylene cover for maximum strength.

#3819 4lb (1.8kg)



CHIEF Fiberglass Handle Sledge Hammer

For general sledging operations in striking wood, concrete, metal and stone. Handles have fiberglass core and moulded polypropylene cover for maximum strength.

#3820-6 6lb (2.7kg)

#3820-8 8lb (3.6kg)

#3820-10 10lb (4.5kg)



CHIEF Fiberglass Handle 5lb Cutter Mattock

Handles have fiberglass core and moulded polypropylene cover for maximum strength. Integrally molded handle guard provides permanent overstrike protection. For chopping and grubbing projects.

#3811



CHIEF Fiberglass Handle 6lb Clay Pick

Handles have fiberglass core and moulded polypropylene cover for maximum strength. Integrally molded handle guard provides permanent overstrike protection. For picking clay or stoney ground.

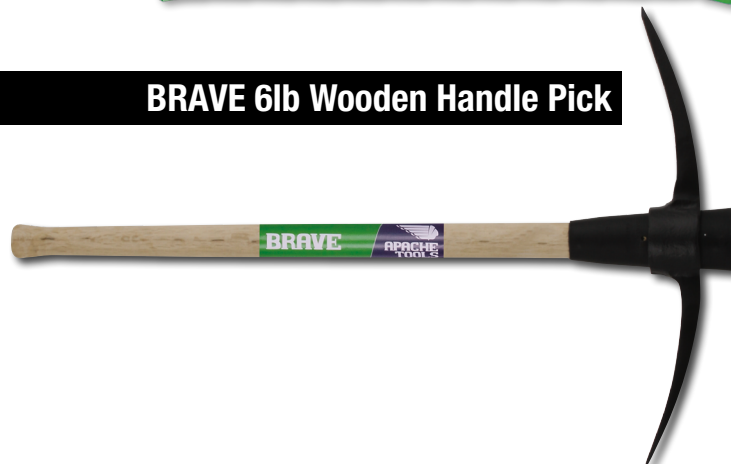
#3812



BRAVE 6lb Wooden Handle Pick

Pick with wooden handle.

#3917



Rakes

CHIEF Landscaping Rake

Head fully braced to handle. Very strong, galvanised steel construction. Galvanised steel handle much stronger than wood. Teeth specifically designed for aggregates and soil. 420mm wide head.

#3821 1375mm handle

#3822 1800mm handle



CHIEF Asphalt Rake

Head fully braced to handle. Very strong, galvanised steel construction. Specially designed teeth for smooth flow of asphalt. Galvanised steel handle much stronger than wood. 1375mm long handle with 410mm wide head.

#3823



BRAVE Rake

Head fully braced to handle. Wooden 1420mm long handle with 430mm wide head.

#3915



CHIEF Landscaping Rake

Tipped teeth help prevent gouging of lawn surface. All-aluminium construction is light and easy to use. Double sided head: rake and scraper. Head fully braced to handle. 1700mm long handle with 910mm wide head.

#3824



BRAVE Fiberglass Handle Rake

Rake with fiberglass handle. 16 tines. 1500mm long handle with 460mm wide head.

#3914



CHIEF Concrete Rake

Very popular blade angle. Heavy duty 2.5mm cold rolled steel head. Handle socket welded to head. Wooden handle bolted through socket. 1375mm long handle with 510mm wide head.

#3825



Wooden Head/Aluminium Handle Lute

Wooden head manufactured from white Beech resists cracking on grain. 1660mm long handle, with 800mm wide head.

#3829



Wooden Head/Wooden Handle Lute

Wooden head manufactured from white Beech resists cracking on grain. 1500mm long handle, with 800mm wide head.

#3827



Aluminium Head (toothed)/Wooden Handle Lute

Teeth designed for smooth flow of asphalt. Double sided head, use teeth or scraper. 1500mm long handle, with 930mm wide head.

#3828



Aluminium Head (toothed)/Aluminium Handle Lute

Teeth designed for smooth flow of asphalt. Double sided head, use teeth or scraper. 1660mm long handle, with 930mm wide head.

#3830



Aluminium Head (smooth)/Wooden Handle Lute

Flat aluminium blade. 1500mm long handle, with 930mm wide head.

#3831



Aluminium Head (smooth)/Aluminium Handle Lute

Flat aluminium blade. 1660mm long handle, with 930mm wide head.

#3832



Brooms

CHIEF Wide Broom Black Bristle

Wide broom with black bristles. 610mm wide with long wooden handle.
(Other sizes available)

#3863

CHIEF Heavy Duty Yard Broom

Yard broom with white poly bristles and handle support bracket.
Long 28mm wooden handle. 355mm wide head.

#3860

CHIEF Yard Broom White Poly

Long wooden handle. 355mm wide head.

#3858

CHIEF Heavy Duty Hi Vis Yard Broom

Hi vis poly fill. Ideal for roading and drainlaying. Impervious to common solvents and chemicals. 355mm wide head.

#3890

CHIEF Heavy Duty Yard Broom

Bass with cane front fill for pushing heavy debris. Heat resistant – suitable for roading contractors. 355mm wide head.

#3891

CHIEF Rough Floor Broom

Java natural fill for concrete floors and outdoor surfaces. Impervious to common solvents and chemicals. 355mm wide head.

#3892

CHIEF Rough Floor Broom

Java natural fill for concrete floors and outdoor surfaces. Impervious to common solvents and chemicals. 460mm wide head.

#3893

CHIEF Rough Floor Broom

Java natural fill for concrete floors and outdoor surfaces. Impervious to common solvents and chemicals. 610 mm wide head.

#3894

CHIEF Rough Floor Broom

Java natural fill for concrete floors and outdoor surfaces. Impervious to common solvents and chemicals. 760mm wide head.

#3895

CHIEF Rough Floor Broom

Java natural fill for concrete floors and outdoor surfaces. Impervious to common solvents and chemicals. 915mm wide head.

#3896

Brushes, Replacement Handles & Heads

Hearth Type Brush

300mm long.

#3069



Vehicle Wash Brush

250mm wide curved head. Split tips to protect paintwork. Alloy bracket for strength.

#3066



Replacement Parts

Part No	Size	Description
#3833	1660mm x 28mm	Aluminium handle + boss
#3834		Boss for lutes
#3835	800mm wide	Hardwood head
#3836	930mm wide	Aluminium head smooth
#3837	930mm wide	Aluminium head toothed
#3862	355mm	Brush head for 3650 and 3651
#3865	32" long (812mm)	Hickory sledge handle 6-16lb
#3866	36" long (914mm)	Hickory sledge handle 6-16lb
#3867	36" long (914mm)	Hickory sledge handle HD 20-24lb
#3868	36" long (914mm)	Hickory pick handle
#3869	1375mm x 25mm	Rake handle metal
#3870	1800mm x 25mm	Rake handle metal
#3872	48" long (1219mm)	Tapered & chucked shovel handle
#3874	36" long (916mm)	Fiberglass pick handle
#3980	30" long (762mm)	Armor D handle
#3981	1350mm x 28mm	Pine handle
#3982-25	1350mm x 25mm	Bamboo broom handle
#3982-28	1500mm x 28mm	Bamboo broom handle
#3983	1800mm x 28mm	Bamboo handle

Manhole Cover Lifters

Manhole Mechanical Lifter

Part No	Size	Description
#3880	1100mm x 315mm x 320mm (folded)	Mechanical Lifter
#3881		Single Hook
#3882	40mm x 30mm x 5mm	Single Key
#3883	40mm x 20mm x 10mm	Twin Key with Chains
#3884	29mm x 10mm x 16mm	Twin Key with Chains (suits AS3996 Covers)
#3885	350mm wide	Spreader Bar for Twin Key



#3880



#3881



#3882



#3883



#3884



#3885

Manhole Pry Bars

Part No	Size	Description
#3886	800mm	Hook, Chisel & Key
#3887	610mm	Hook Bar



#3886



#3887