

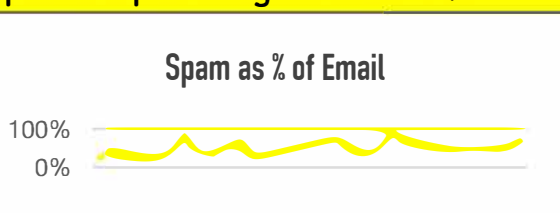

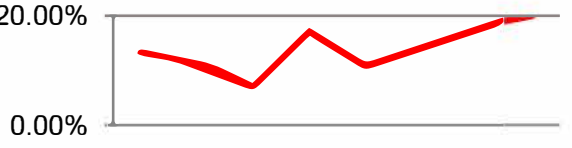


<b>INDUSTRY WIDE THREAT LEVEL</b> <i>As Reported by the FS-ISAC:</i>	<b>CYBERSECURITY ASSESSMENT TOOL</b> <i>As assessed in June 2018</i>	<b>FIREWALL &amp; IDS</b>
<p>Level: Guarded Trend: Stable</p>	<p><b>Overall Inherent Risk Level: Moderate</b>            # of Items Over Moderate Risk: 0            # of Items to Baseline Maturity: 0            # of Items to Evolving Maturity: 7</p>	<p>Critical Firewall Alerts: 1 Critical IDS Alerts: 3</p>
<b>INCIDENT REPORT LOG</b>	<b>INTERNAL IDS</b>	<b>SPAM FILTER</b>
<p>Number of Incidents: 5 Highest Incident Level: 1 Average Incident Level: .63</p> <p><b>Incident Response Log</b></p> 	<p>Q1 Total Events: 37,899</p> <p><b>Ticket Summary</b></p> 	<p>Spam Blocked-April: 101,159 Malware Blocked-May: 9 Good Mail-April: 136,081</p> <p><b>Spam as a percentage of total: 43%</b></p> <p><b>Spam as % of Email</b></p> 
<b>PATCHES &amp; VULNERABILITIES</b> <i>As reported on 5/14/17</i>	<b>PHISHING TESTS</b>	<b>AV STATUS</b>
<p>Vulnerability Level: 3.1 High Vulnerabilities: 11 Computers Agent Status: 39 Errors (7.2%)</p> <p><b>High Risk Vulnerabilities</b></p> 	<p><b>Phish Prone % for the Quarter: 20%</b>  <b>User Actions (click/open attachments): 32</b></p> <p><b>Phish Prone %</b></p> 	<p><b>Number of Threat Events: 4</b>  <b># of Non-Compliant Devices: 65/442</b></p> <p><b># of Threat Events Q2</b></p> 