

Affordability, Convenience, Efficiency for all your Cold Storage needs!



CoolBot®
WALK IN COOLER



Think Inside the Box

- **Save \$1,000s vs. traditional cooling systems and enjoy energy savings up to 42%**
- **Perfect for: Agriculture, Brewing, Floral, Dairy, Hunting, Food Storage, Wine**
- **Assembles in as little as 1 hour**
- **Powered by the revolutionary CoolBot and an LG window air conditioner**

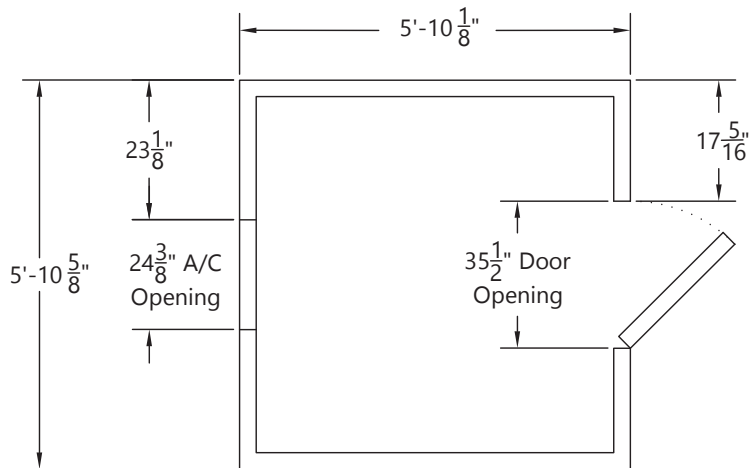


- Enjoy cold storage powered by revolutionary CoolBot technology
- Efficient R 29 insulating Cam Lock panels for reliability both indoors & outdoors
- No expensive refrigeration system installation or repairs
- NSF certified panels come with a 10 year warranty and are easy to clean
- Energy savings / green conscious
- Simple DIY installation with commercial grade materials
- Several industry standard sizes available
- CoolBot and LG air conditioner included
- Includes exterior temperature readout, vapor proof led light, door closer
- Over 35,000 CoolBots in use keeping products refrigerated

Revolutionary CoolBot Powered Walk In Cooler System

www.storeitcold.com | cooler@storeitcold.com | (888) 871-5723

6' x 6' x 8' TALL



FEATURES

- R29 XPS Extruded Foam Insulation
- User friendly Cam Lock Mechanism
- External Temperature Digital Display
- 36" Self Closing Door
- Vapor Proof LED Interior Light
- 15K BTU LG Air Conditioner Unit included
- CoolBot Digital Controller included
- Available with Floor or w/o Floor
- Outdoor Package option available
- Panels are NSF & UL Certified
- Select A/C opening on left, right, or back wall

TECHNICAL DATA

BOX HEIGHT

Exterior	7'-7"
Interior (With Floor)	6'-11"
Interior (Without Floor)	7'-3"

INSULATION

AK-XPS4 Extruded foam, UL classified	4"
Core Flame Spread	15
Smoke Rating	<165

WALL/CEILING PANELS

Interior Finish	26 Ga. Stucco Embossed Acrylume
Exterior Finish	26 Ga. Stucco Embossed Acrylume

FLOOR PANELS (FLOOR OPTION)

Standard NSF Panel	0.050" Smooth Aluminum Integral
Load Rating	600 Lbs/ Sq. Ft

DOOR

Standard NSF Left or Right Hinge (chosen at time of order)	36"W x 76"H
Interior/Exterior Finish	26 Ga. Stucco Embossed Acrylume
Heavy Duty Deadbolt Handle Latch	Safety Release Mechanism
Self Closing Mechanism	Hydraulic
Vapor Proof Light & Globe	120 V, 1 Amp
Digital LED Thermometer with Pilot Light Switch	NSF Approved

REFRIGERATION

CoolBot Digital Controller	1
LG LW1016ER Window Air Conditioner	1

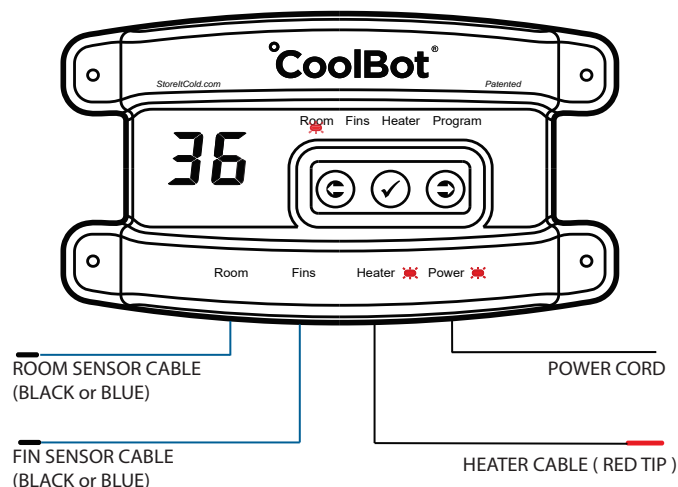
ACCESORIES (SHIPPED LOOSE)

NSF Vinyl Floor Screeding 72" (Without Floor Option)	4
A/C Rain Hood (Outdoor Package Option)	1
Door Rain Hood (Outdoor Package Option)	1

CoolBot®

DIGITAL TEMPERATURE CONTROLLER

The CoolBot is a patented temperature controller that enables users to create a low-cost walk-in cooler using a standard digitally-controlled window or mini-split air conditioner.



AFFORDABLE COLD STORAGE

Save money by utilizing the cooling power of a standard air conditioner to drop the room temperature as low as 34°F/1°C (min. recommended).

All that is required to implement a CoolBot driven system is:

- A room insulated to a value of R25
- A standard digitally-controlled window or mini split A/C unit and
- A CoolBot temperature controller

COMMON USES



ADVANTAGES

- Reduced upfront costs: A CoolBot and a standard A/C is up to 83% cheaper than a traditional system
- Lower operating costs: A CoolBot driven system can use up to 42% less electricity than a traditional system

FEATURES

- User friendly installation and operation
- Big and simple Digital Display
- Display can be set in Fahrenheit or Celsius
- Power Failure Auto Restart with last settings saved in memory
- Easy-access Capacitive Touch Buttons for adjustable settings
- Temperature Setting Range: 32°F~65°F / 0°C~18°C

TECHNICAL DATA

CONNECTIONS / SENSORS AND CABLES

Temperature Sensor Cables	2
Heater Cable (Red Tip)	1
UL Listed Mini USB Power Supply	1

ELECTRICAL RATINGS

Input Voltage 50-60Hz	120-240VAC
Output Voltage	5VDC
Output Amps	1Amp

MATERIALS / FINISH

Case	Plastic
Color	Dark maroon

DIMENSIONS

Controller (LxWxD)	6 x 3.4 x 1.1 inches
Cables (L)	36 inches
Shipping (LxWxD)	8.75 x 5.75 x 2.6 inches
Net Weight	8.1 oz
Shipping Weight	14.3 oz


WARRANTY

Standard	1 Year
Extended (Testimonial Form required)	2 Years

UPC CODE

SKU Number	SY-WKB5-LGZD
------------	--------------

WWW.STOREITCOLD.COM



Design, features and specifications are subject to change without notice. Non-metric weights and measurements are approximate.

©2017 Store It Cold, LLC.
Rev 2017-1A

KEEP YOUR COOL THIS SUMMER

Keep your cool this summer with 15,000 BTUs of power. With this energy efficient unit, you won't have to worry about wasting loads of energy...figuring out your electric bill. You'll also have a choice of 3 cooling and fan speeds along with Auto Restart, which automatically turns the unit back on after a power outage — so you don't have to.

PERFORMANCE

- 15,000 BTU
- CEER 11.8 / EER 11.9
- Dehumidification (Pts/Hr) 3.3
- Est. Cooling Area 800 sq. ft. (Room size 25' x 32')

FEATURES

- 3 Cooling & Fan Speeds with Auto Cool
- 4-Way Air Direction
- Power Failure Auto Restart
- Remote Control
- Timer 24 Hr. On/Off
- Slide-Out Washable Filter



3 Cooling & Fan Speeds with Auto Cool

Three powerful cooling and fan speeds allow you to control the temperature of your room at your pace.

4-Way Air Direction

Enjoy the cool air even more with our 4-way air direction. By adjusting the deflection, air is directed up, down, left or right to move the air where it's needed most.

Electronic Touch Controls with Remote

Control the temperature of your room with just a push of a button. Our stylish remote control is easy to use and allows you to cool down from across the room.

PERFORMANCE

BTU Performance	15,000
CEER	11.8
EER	11.9
ENERGY STAR®	Yes
Dehumid. (Pts/Hr)	3.3
Dry Air Flow (CFM)	505
dBA Level (Indoor/Outdoor)	59/65
Est. Cooling Area (SQ. FT.)	800
Refrigerant	R32

FEATURES

Thermostat Control	Thermistor
Air Deflection	4-Way
Remote Controller	Yes
Auto Restart	Yes
Energy Saver Function	Yes
Timer	24 Hr. On/Off
Filter Alarm Function	Yes
Fan Speed Cooling	3
Fan Only Speed	3
Compressor	Rotary
In Door Fan Type	Turbo
Type Air Discharge	Top Discharge
Outdoor Vent/Exhaust	Yes
Chassis Type	Slide In-Out

MATERIALS/FINISHES

Available Colors	White
------------------	-------

ELECTRICAL RATINGS

Voltage/60Hz	115
Watts	1,260
Rated Amps	11.8

DIMENSIONS


Product (WxHxD)	26" x 17 11/16" x 28 1/8"
Shipping (WxHxD)	29 1/8" x 22 7/16" x 30 7/16"
Net Weight	112 lbs.
Shipping Weight	127 lbs.

LIMITED WARRANTY

	1 Year Parts and Labor
--	------------------------

UPC CODES

LW1516ER	048231 379472
----------	---------------



LG Electronics U.S.A., Inc.

1000 Sylvan Avenue Englewood Cliffs, NJ 07632

Customer Service and Technical Support: (800) 243-0000

LG.com

Design, features and specifications are subject to change without notice. Non-metric weights and measurements are approximate.

© 2016 LG Electronics USA, Inc. All rights reserved. "LG Life's Good" is a registered trademark of LG Corp. All other product and brand names are trademarks or registered trademarks of their respective companies. 04/16