






Ensuring that sampling, sample handling, sample identification, packaging, transportation and delivery to Wieslab takes place in the correct manner is the responsibility of the Customer/Sender.

See Wieslab request forms for: Requested sample volume, sample material, storage temperature and transportation considerations.

[Download request forms](#)

- **Clearly labeled** samples should be submitted together with the completed request form.
- **State clearly the referring hospital/clinic/physician's name and phone number on the request form.** This is particularly important for acute testing.
- **The sample should be of the correct volume and material** for the requested tests.
- **The sample should not be hemolytic, lipemic or icteric.**
- **The sample should be properly processed, packaged and transported** to Wieslab in a timely manner and under environmental conditions that will not compromise sample integrity (see particular handling for [CSF](#)).
- **If samples cannot be sent immediately to Wieslab** they should be stored in the refrigerator (2-8° C, up to one week) or freezer (-20° C for prolonged storage) awaiting transportation.
- **Never send frozen samples on a Friday or a day before a Holiday** due to the risk of sample thawing/deteriorating in case of delivery delays
- **Transport:** Transport at room temperature (**Note: Different temperature applies for Biomarker's testing! See "Biomarkers" section below**), standard postal letter is acceptable (padded envelope marked UN 3373) if not stated otherwise on the Request Form.
- **For international and/or long transportation**, cold packs or dry ice (UN3337) are recommended for samples that could otherwise (within Sweden) be sent at "room temperature".

Tests included in:	Sample material:	Tube type:
Autoimmune Diagnostics, Neurology, Therapeutic drug Monitoring (TDM)	Serum	 SST  Plain serum tube without additives
	CSF	 Polypropylene Tube (CSF)
Some tests can also be analyzed in Plasma (see request form)	EDTA plasma	 EDTA tube (centrifuged and aliquoted)
	Whole blood (2,5 mL)	 EDTA tube (uncentrifuged for whole blood)

General Sampling Instructions (autoantibodies)

(For Complement assays, Biomarkers, genetic tests including HLA-analysis and Therapeutic Drug Monitoring, please see [Specific sampling instructions](#))

Blood

- Blood should primarily be collected in plain serum tubes/serum separating tubes (SST) without anticoagulants or other additives (see picture in table above)
- Both venous and capillary samples are acceptable.
- 7 mL blood (3 mL serum) will be enough for approximately 15 single tests.

Serum

- The blood sample should be coagulating for at least 30 minutes and then centrifuged (10 mins, 2000G) at ambient temperature.
- Separate serum into plain tube/s (SST do not require transferring the supernatant serum)
- Serum should be kept cold until transport.

CSF (Cerebrospinal fluid)

Note: Different temperature applies for Biomarker's testing, see "Biomarkers" section below.

- Collect CSF in a sterile Polypropylene tube, centrifuge (10 minutes, 2000G) and aliquote.
- 3 mL CSF will be enough for approximately 10 single tests.
- Samples can be transported at "room temperature" (see Transport above). If samples cannot be sent immediately, they should be stored in a refrigerator (2-8°C, up to one week) or freezer (-20°C for prolonged storage).

Specific sampling instructions

(Specific sampling instructions applies for Complement assays, Biomarkers, Genetic tests including HLA-analysis and Therapeutic Drug Monitoring (TDM))

1. Complement assays

The centrifuged serum samples and EDTA-plasma should be frozen immediately (-80°C) and shipped on dry ice.

Serum (functional complement pathway assay)

- Serum samples should be collected as described above
- Turn the test tube at least 5 times after sampling
- Separate serum into two plain tubes (minimum 0,5 ml /tube), freeze within 4 hours and transport it frozen on dry ice
- The tube must be marked with "SERUM"

EDTA-plasma (C3, C4, C1q, C1 inhibitor level/function and C3d)

- The sample should be centrifuged for 10 minutes at ambient temperature (2000G)
- Separate plasma into a plain tube (minimum 0,5 ml /tube), freeze within 4 hours and transport it frozen on dry ice
- The tube must be marked with "PLASMA"

2. Biomarkers

2.1 CSF

Always use polypropylene tubes for collecting, centrifuging (10 minutes at 2000G) and transportation. The samples must be stored frozen and packed with dry ice when shipped. Keep in mind that if multiple markers are included in the same analysis package, they may have different analysis / thawing time points. It is therefore important to distribute the amount of CSF in one tube per biomarker as below, since the samples will not be thawed until the time of analysis.

NOTE! Never send frozen samples on Fridays or a day before a Holiday.

For example:

Alzheimer markers and markers of neuronal damage (GFAP, Tau, NfL): At least 1,5 mL CSF divided in **3 polypropylene cryotubes** (0,5 mL in each tube) and frozen.

Multiple Sclerosis (Aquaporin4/MOG, CXCL13 och NfL): At least 1 mL CSF divided in **3 polypropylene cryotubes** (0,5 mL in each tube) and frozen.

Neurofilament Heavy: At least 0,5 mL CSF in a polypropylene cryotube and frozen.

Neurofilament Light: At least 0,5 mL CSF in a polypropylene cryotube and frozen.

2.2 Serum

Neurofilament Light: At least 0,5 mL serum. Serum can be sent at room temperature if it arrives at Wieslab within 48h after sampling. Otherwise, it must be frozen and sent on dry ice.

2.3 EDTA-plasma

Neurofilament Light: At least 0,5 mL EDTA-plasma. Plasma can be sent at room temperature if it arrives to Wieslab within 48h after sampling. Otherwise, it must be frozen and sent on dry ice.

pTau-181: At least 0,5 mL EDTA-plasma. Plasma can be sent at room temperature if it arrives to Wieslab within 48h after sampling. Otherwise, it must be frozen and sent on dry ice.

3. Genetic tests including HLA-analysis

EDTA-Whole blood samples (minimum 2,5 mL) are required for genetic tests. **For all genetic tests, a signed Informed Consent must be enclosed with the sample.** [Download Informed Consent form.](#)

4. Therapeutic Drug Monitoring (TDM)

The serum sample should be collected on the same day as the next planned drug dose but before drug administration (See General sample instructions for serum).

C_{min} is the minimal drug concentration at steady state and when the variations of drug levels in serum are the lowest.

Send sample by ordinary mail or on dry ice, please see the transport condition for each assay on the request form. **For international and/or long transportation**, cold packs are recommended for samples that could otherwise (within Sweden) be sent at "room temperature".

Further information? Please contact us at +46 40 53 76 60 or diagnostic.services@svarlifescience.com