




Sample Schedule

Stations Rotation 3 days a week 60 minutes each day

Here is a sample of a schedule you could use to incorporate ThinkCERCA as part of centers 3 days a week for 60 minutes at a time. The other centers could be CERCA related, or incorporate other focus skills areas. Ideas for centers include:

- **ThinkCERCA-** work on Applied Lesson self paced
- **Small Groups with Teacher** - use their student work/performance to drive instruction
- **Independent Reading-** class novels or student choice
- **Skill practice-** more practice on focus skills for the week
- **Vocabulary-** create a rap, story, crossword, memory games, play, memoir using 5-7 vocabulary words from Applied Lesson
- **Peer Editing-** work in pairs to check using rubric within ThinkCERCA or specific areas to focus on
- **Group Discussion-** Have students discuss the Key Question for the Applied Lesson set, or come up with additional discussion questions for larger socratic seminar. You could also have students play the debate game
- **Journal Writing-** Have students write to journal prompts or free write to continue practicing Narrative writing

This example calendar has 3 stations activities, the teacher can adjust the activities weekly, or keep them the same throughout.

What is the Station?	What's Happening?
 <p>Island</p> <p><i>(Quiet Discussion / Silent Read/Writing)</i></p>	<p>On the Island, students pull their desk or table together to engage in a collaborative discussion. Their discussion could stem from the overall CERCA Set or Unit/Theme within their given class. Another option for the Island is to have students silently read/write. Regardless of what the students are doing though, there is no technology.</p>
 <p>Coastline</p> <p><i>(Silent, 1:1 Technology Use / Blended Learning)</i></p>	<p>All 1:1 technology access happens on the Coastline. Students literally lineup on the walls of the classroom, facing the wall so that the teacher can see their screen from anywhere in the room. Students are most likely using ThinkCERCA on the Coastline with the specific focus of a given lesson or step.</p>
 <p>Peninsula</p> <p><i>(Teacher instruction, Medium Volume, Discussion)</i></p>	<p>The teacher is the base of the Peninsula, as this final station is for small group or direct instruction. The only technology use in on the Peninsula is a teacher device, like a forward facing laptop or SmartBoard. From his or her position, the teacher should be able to see and monitor the rest of the classroom during this instructional time.</p>

Example Stations Schedule:

Monday	Tuesday	Wednesday	Thursday	Friday
<p>Whole Group (20) Minilesson on Key Skill</p> <p>Focus on key skills and concepts for current curriculum reading/writing skills</p>	<p><u>Stations:</u> (20) Peninsula- Small Group Instruction</p> <p>(20) Coastline- ThinkCERCA Applied Lesson Steps 1 & 2</p> <p>(20) Island- Independent Reading</p>	<p><u>Stations:</u> (20) Peninsula- Small Group Instruction</p> <p>(20) Coastline- ThinkCERCA Applied Lesson Steps 3 & 4</p> <p>(20) Island- Vocabulary Practice</p>	<p><u>Stations:</u> (20) Peninsula- Small Group Instruction</p> <p>(20) Coastline- ThinkCERCA Applied Lesson Step 5</p> <p>(20) Island- Discussion Prep-creating questions for Seminar</p>	<p>(20) <u>Socratic Seminar</u>: Key Question</p> <p>Focus on key skills and concepts for current curriculum reading/writing skills</p>
<p>Focus on key skills and concepts for current curriculum reading/writing skills</p>	<p><u>Stations:</u> (20) Peninsula- Small Group Instruction</p> <p>(20) Coastline- ThinkCERCA Applied Lesson Step 6</p> <p>(20) Island- Independent Reading</p>	<p><u>Stations:</u> (20) Peninsula- Small Group Instruction</p> <p>(20) Coastline- ThinkCERCA Applied Lesson Step 6</p> <p>(20) Island- Journal Writing</p>	<p><u>Stations:</u> (20) Peninsula- Small Group Instruction</p> <p>(20) Coastline- ThinkCERCA Peer Editing</p> <p>(20) Island- Skill Practice</p>	<p>Focus on key skills and concepts for current curriculum reading/writing skills</p>