

This report is created by Hocking College Administrator at 2018-04-30 13:08:47

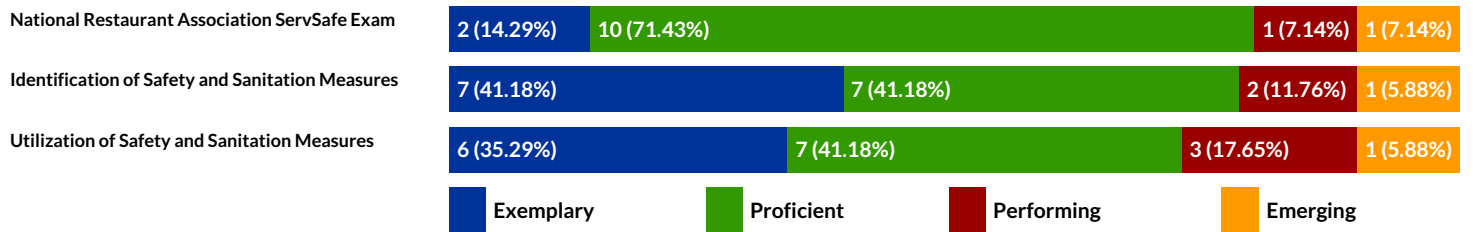
My Reports - Assessment Report

General Information

Title	CULA 2017SP Assessment Report
Description	Program Outcomes 1-4 and Success Skills (CE) (ET) (HR) (MS) (PA)
Institution	OH: Hocking College
Assessment Rubric	Institutional Assessment_(CE) Communicates Effectively - Rubric: (CE) Communicates Effectively (Hocking College Administrator) Institutional Assessment_(ET) Maintains a Code of Ethics - Rubric: (ET) Maintains a Code of Ethics (Hocking College Administrator) Institutional Assessment_(HR) Practices Human Relations Skills - Rubric: (HR) Practices Human Relations Skills (Hocking College Administrator) Institutional Assessment_(MS) Demonstrates Math Skills - Rubric: (MS) Demonstrates Math Skills (Hocking College Administrator) Institutional Assessment_(PA) Maintains Professional Skills and Attitudes - Rubric: (PA) Maintains Professional Skills and Attitudes (Hocking College Administrator) Program: CULA-Outcome 1 - CULA-Outcome 1 Rubric (Hocking College Administrator) Program: CULA-Outcome 2 - CULA-Outcome 2 Rubric (Hocking College Administrator) Program: CULA-Outcome 3 - CULA-Outcome 3 Rubric (Hocking College Administrator) Program: CULA-Outcome 4 - CULA-Outcome 4 Rubric (Hocking College Administrator)
Assessment Type	Summative
Inter-Rater Summary	Y

Rubric: CULA-Outcome 1 Rubric

	Exemplary (4 pts)	Proficient (3 pts)	Performing (2 pts)	Emerging (1 pts)	Mean	Mode	Stdev
National Restaurant Association ServSafe Exam	2	10	1	1	2.929	3.000	0.703
Identification of Safety and Sanitation Measures	7	7	2	1	3.176	4.000	0.856
Utilization of Safety and Sanitation Measures	6	7	3	1	3.059	3.000	0.872

**Inter-Rater Summary**

	Sclama, Vincenzo	Mean	Stdev
National Restaurant Association ServSafe Exam	2.929	2.929	0.000
Identification of Safety and Sanitation Measures	3.176	3.176	0.000
Utilization of Safety and Sanitation Measures	3.059	3.059	0.000

Rubric: CULA-Outcome 2 Rubric

	Exemplary (4 pts)	Proficient (3 pts)	Performing (2 pts)	Emerging (1 pts)	Mean	Mode	Stdev
Completion of Skills Checklist	11	2	1	0	3.714	4.000	0.589
Cooks Judgement	8	4	2	1	3.267	4.000	0.929

**Inter-Rater Summary**

	Sclama, Vincenzo	Mean	Stdev
Completion of Skills Checklist	3.714	3.714	0.000
Cooks Judgement	3.267	3.267	0.000

Rubric: CULA-Outcome 3 Rubric

	Exemplary (4 pts)	Proficient (3 pts)	Performing (2 pts)	Emerging (1 pts)	Mean	Mode	Stdev
Completion of Equipment Checklist	12	1	0	0	3.923	4.000	0.266

Completion of Equipment Checklist



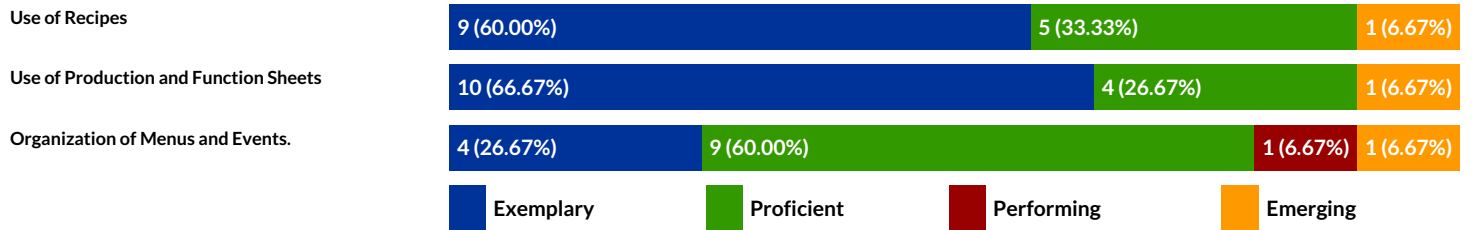
Exemplary
 Proficient
 Performing
 Emerging

Inter-Rater Summary

	Sclama, Vincenzo	Mean	Stdev
Completion of Equipment Checklist	3.923	3.923	0.000

Rubric: CULA-Outcome 4 Rubric

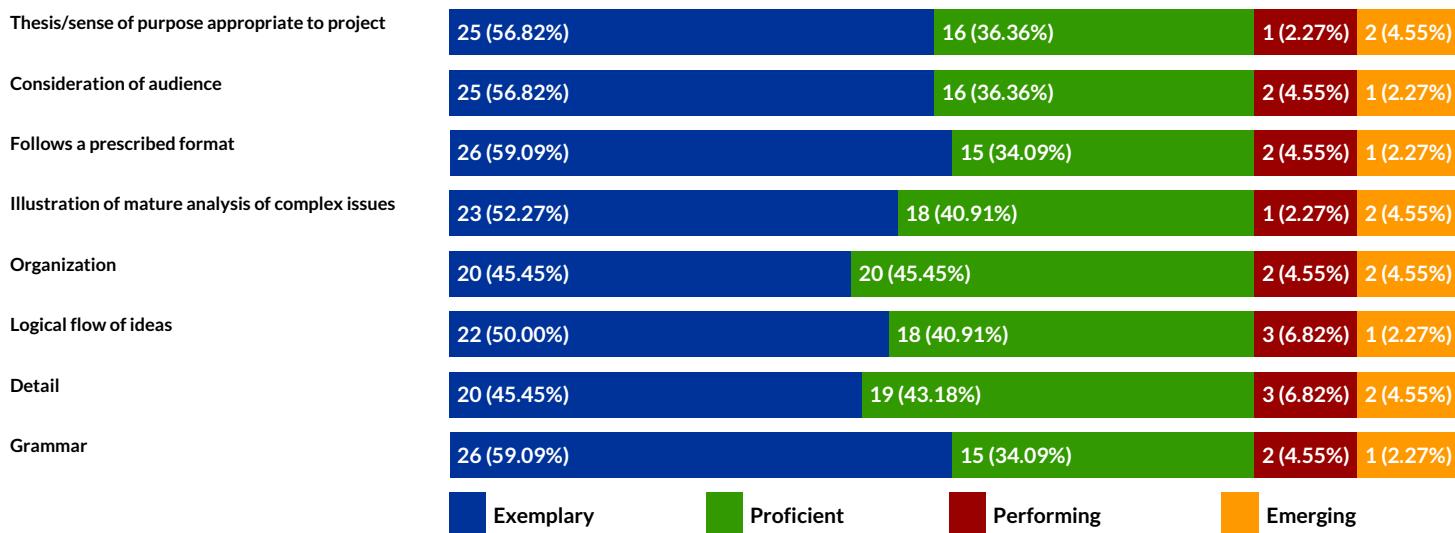
	Exemplary (4 pts)	Proficient (3 pts)	Performing (2 pts)	Emerging (1 pts)	Mean	Mode	Stdev
Use of Recipes	9	5	0	1	3.467	4.000	0.806
Use of Production and Function Sheets	10	4	0	1	3.533	4.000	0.806
Organization of Menus and Events.	4	9	1	1	3.067	3.000	0.772

**Inter-Rater Summary**

	Sclama, Vincenzo	Mean	Stdev
Use of Recipes	3.467	3.467	0.000
Use of Production and Function Sheets	3.533	3.533	0.000
Organization of Menus and Events.	3.067	3.067	0.000

Rubric: Rubric: (CE) Communicates Effectively

	Exemplary (4 pts)	Proficient (3 pts)	Performing (2 pts)	Emerging (1 pts)	Mean	Mode	Stdev
Thesis/sense of purpose appropriate to project	25	16	1	2	3.455	4.000	0.752
Consideration of audience	25	16	2	1	3.477	4.000	0.690
Follows a prescribed format	26	15	2	1	3.500	4.000	0.691
Illustration of mature analysis of complex issues	23	18	1	2	3.409	4.000	0.748
Organization	20	20	2	2	3.318	3.000	0.762
Logical flow of ideas	22	18	3	1	3.386	4.000	0.714
Detail	20	19	3	2	3.295	4.000	0.786
Grammar	26	15	2	1	3.500	4.000	0.691

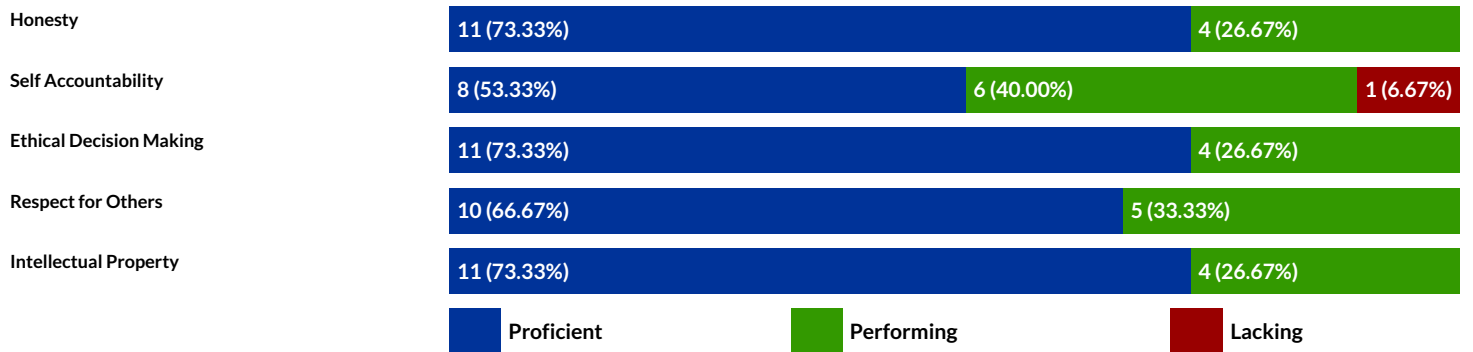


Inter-Rater Summary

	Knapp, Jason	Sclama, Vincenzo	Semingson, Touria	Mean	Stdev
Thesis/sense of purpose appropriate to project	3.250	3.318	3.786	3.451	0.292
Consideration of audience	3.375	3.364	3.714	3.484	0.199
Follows a prescribed format	3.375	3.364	3.786	3.508	0.240
Illustration of mature analysis of complex issues	3.250	3.273	3.714	3.412	0.262
Organization	3.250	3.045	3.786	3.360	0.382
Logical flow of ideas	3.250	3.227	3.714	3.397	0.275
Detail	3.250	3.000	3.786	3.345	0.401
Grammar	3.250	3.409	3.786	3.482	0.275

Rubric: Rubric: (ET) Maintains a Code of Ethics

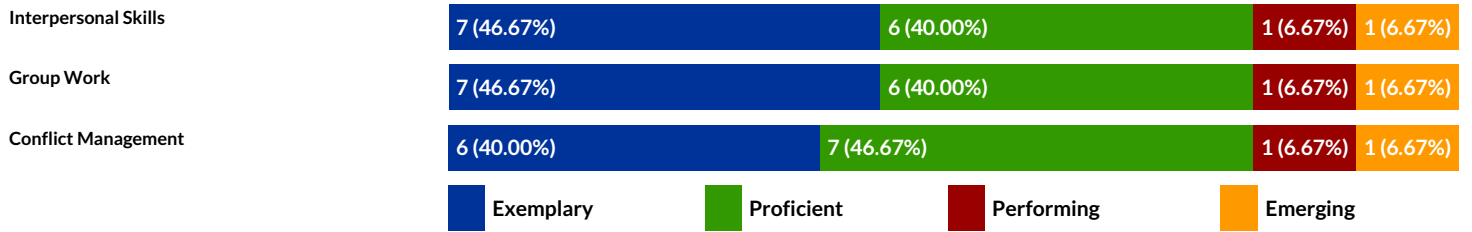
	Proficient (4 pts)	Performing (2 pts)	Lacking (0 pts)	Mean	Mode	Stdev
Honesty	11	4	0	3.467	4.000	0.884
Self Accountability	8	6	1	2.933	4.000	1.236
Ethical Decision Making	11	4	0	3.467	4.000	0.884
Respect for Others	10	5	0	3.333	4.000	0.943
Intellectual Property	11	4	0	3.467	4.000	0.884

**Inter-Rater Summary**

	Knapp, Jason	Sclama, Vincenzo	Mean	Stdev
Honesty	3.000	4.000	3.500	0.707
Self Accountability	2.750	3.143	2.946	0.278
Ethical Decision Making	3.000	4.000	3.500	0.707
Respect for Others	2.750	4.000	3.375	0.884
Intellectual Property	3.000	4.000	3.500	0.707

Rubric: Rubric: (HR) Practices Human Relations Skills

	Exemplary (4 pts)	Proficient (3 pts)	Performing (2 pts)	Emerging (1 pts)	Mean	Mode	Stdev
Interpersonal Skills	7	6	1	1	3.267	4.000	0.854
Group Work	7	6	1	1	3.267	4.000	0.854
Conflict Management	6	7	1	1	3.200	3.000	0.833




Inter-Rater Summary

	Knapp, Jason	Sclama, Vincenzo	Mean	Stdev
Interpersonal Skills	3.125	3.429	3.277	0.215
Group Work	3.125	3.429	3.277	0.215
Conflict Management	3.125	3.286	3.205	0.114

Rubric: Rubric: (MS) Demonstrates Math Skills

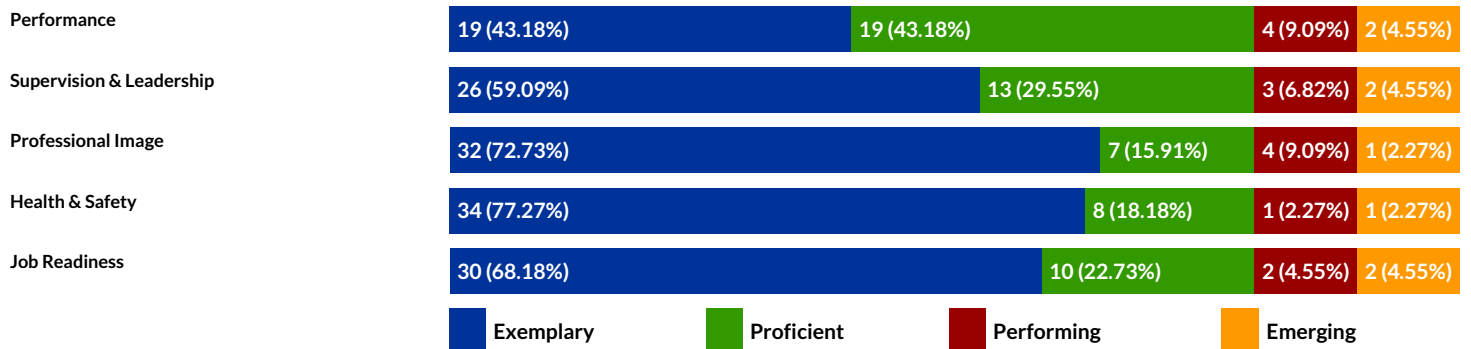
	Exemplary (4 pts)	Proficient (3 pts)	Performing (2 pts)	Emerging (1 pts)	Mean	Mode	Stdev
Skills	22	17	5	0	3.386	4.000	0.681
Calculations	24	15	5	0	3.432	4.000	0.687
Format	25	14	4	1	3.432	4.000	0.751

**Inter-Rater Summary**

	Knapp, Jason	Sclama, Vincenzo	Semingson, Touria	Mean	Stdev
Skills	2.875	3.318	3.786	3.326	0.455
Calculations	2.875	3.409	3.786	3.357	0.458
Format	2.875	3.409	3.786	3.357	0.458

Rubric: Rubric: (PA) Maintains Professional Skills and Attitudes

	Exemplary (4 pts)	Proficient (3 pts)	Performing (2 pts)	Emerging (1 pts)	Mean	Mode	Stdev
Performance	19	19	4	2	3.250	3.000	0.801
Supervision & Leadership	26	13	3	2	3.432	4.000	0.809
Professional Image	32	7	4	1	3.591	4.000	0.748
Health & Safety	34	8	1	1	3.705	4.000	0.624
Job Readiness	30	10	2	2	3.545	4.000	0.782

**Inter-Rater Summary**

	Knapp, Jason	Sclama, Vincenzo	Semingson, Touria	Mean	Stdev
Performance	3.250	2.818	3.929	3.332	0.560
Supervision & Leadership	3.250	3.182	3.929	3.453	0.413
Professional Image	3.250	3.500	3.929	3.560	0.343
Health & Safety	3.250	3.727	3.929	3.635	0.349
Job Readiness	3.250	3.409	3.929	3.529	0.355