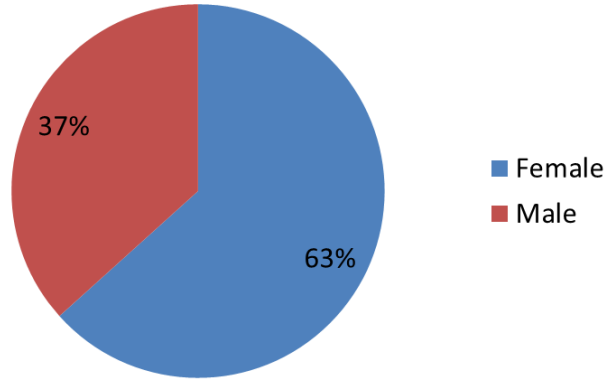
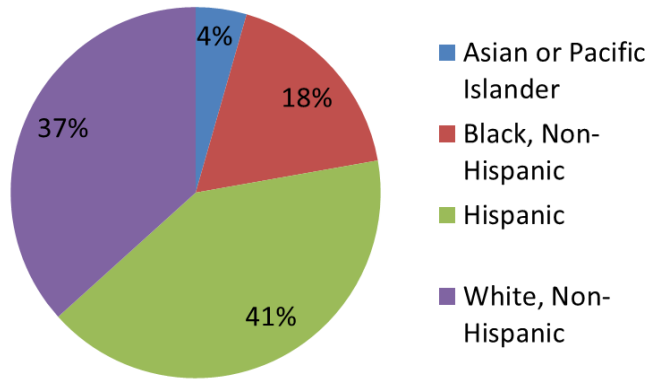


STUDENT BODY DIVERSITY – FALL 2014

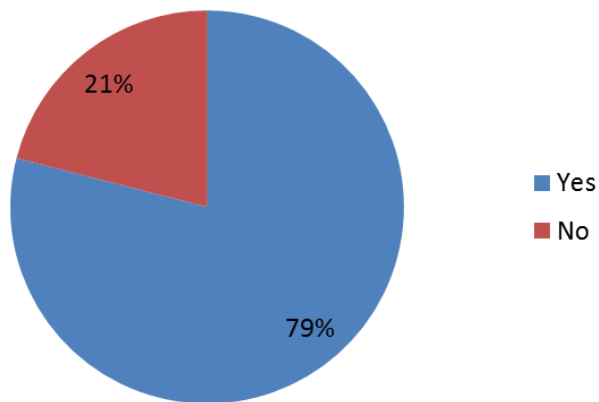
CLASS GENDER BREAKDOWN



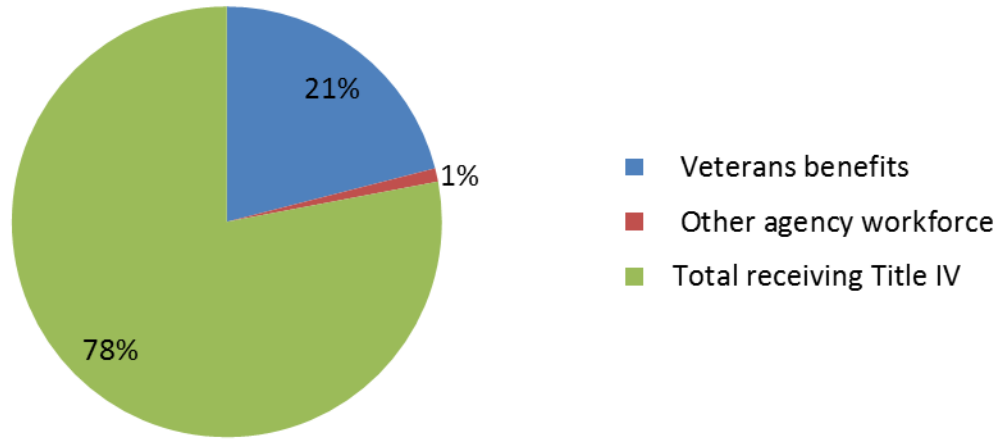
CLASS ETHNICITY BREAKDOWN



CLASS PELL ELIGIBILITY BREAKDOWN



CLASS TITLE IV vs NON-TITLE IV RECIPIENTS BREAKDOWN



All undergraduate students	Percent receiving aid
Any grant or scholarship aid	57%
PELL grants	29%
Federal student loans	30%

Full-time, first time, degree /certificate-seeking undergraduate students	
Any student financial aid	71%
Grants or scholarship aid	68%
Federal grants	31%
Other federal grants	0%
State or local grants and scholarships	37%
Institutional grants and scholarships	0%
Student loan aid	31%
Federal student loans	31%
Other student loans	0%

Title IV vs Non-Title IV	
Veterans benefits	21%
Other agency workforce	1%
Total receiving Title IV	78%