

Sharp AQUOS BOARD Interactive Display Systems — Smooth, Intuitive and Made for Sharing



The Sharp AQUOS BOARD PN-L703B/603B interactive display systems are designed for smooth and effortless communication in a wide range of contexts. Their highly responsive touch pens allow several people to write on the same screen at the same time. And SHARP Display Connect software enables multifaceted wireless communication. Whether in the boardroom or the classroom, Sharp changes the way you communicate.

Simple, Intuitive Operation Lets You Focus on Interacting

Simultaneous Writing

Recognizing up to 10 points of contact, the PN-L703B and PN-L603B multi-touch LCD monitors allow up to four people to write on the screen at the same time using touch pens or fingers. Participants can take an active part in meetings, brainstorming sessions, classroom interactions, and more. Discussions and presentations become platforms for effective and lively exchanges of opinions.



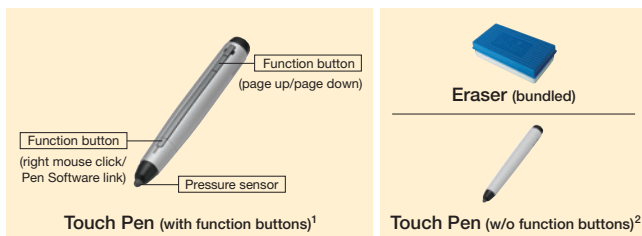
User-Friendly Pen Software Interface

Using a touch pen, you can easily launch and display the Pen Software user interface—a menu comprising smartly arranged icons that provide easy access to pen settings and functions. Each touch pen has its own dedicated menu, which can be displayed even when up to four people are writing on the screen at the same time. Pen settings such as color and line thickness can be set for each touch pen (with function buttons).



Smooth, Highly Responsive Touch Pen

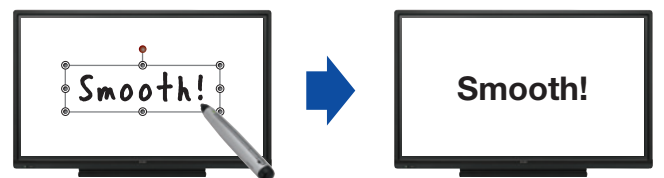
The dedicated touch pen with function buttons¹ is so smooth and light that using it is like writing on paper. A pressure sensor at the tip of this slim and lightweight pen lets you write with high precision and with an effortless and uninterrupted flow.



1 Optional for PN-L703B/603B
2 Bundled with PN-L703B/603B

Handwriting Recognition

These LCD monitors feature a handwriting recognition³ function for converting selected onscreen handwriting into standard text. This convenient function allows you to utilize onscreen content to make neat and legible minutes of your meetings.



3 Works with languages supported by Pen Software.

Work Smarter with SHARP Display Connect

SHARP Display Connect⁴ software supports effective and multifaceted communication. Onscreen content—including handwritten notes and drawings made in real time—can be viewed simultaneously on the AQUOS BOARD display and mobile devices⁵ such as PCs, tablets, and smartphones. SHARP Display Connect facilitates interactive presentations, lively discussions, and paperless meetings in both business and educational settings.

4 Number of connectable mobile devices depends on the following conditions.

- LCD monitors
PN-L703B/603B used with bundled software CD-ROM: Max. 50
- OS — Windows® 7: Max. 20; Windows® 8/8.1: Max. 50

5 OS requirements:

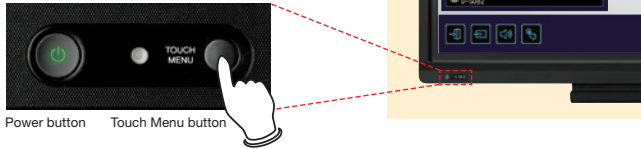
- PCs: Windows 7, Windows 8/8.1, Mac OS X; Tablets: Windows 7, Windows 8/8.1, Android™, iOS;
- Smartphones: Android, iOS



Designed with True User-Friendliness in Mind

Touch-Operated Onscreen Display

Pressing the Touch Menu button displays an onscreen menu that lets you easily switch input sources, change volume level, or turn the touchscreen function on and off without using a remote controller.

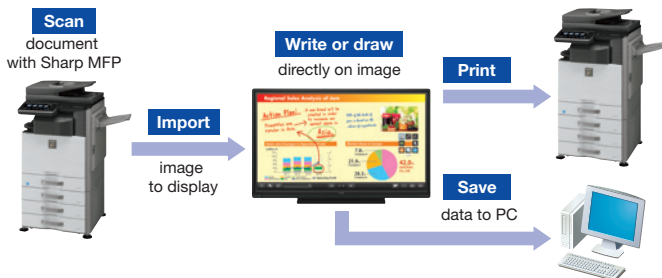


Minimize Glare and Fingerprints

Protecting the screen is an anti-glare film that helps work to reduce glare and reflections and minimize fingerprint soiling on the glass.

MFP Connectivity

Documents and images scanned from a color-scan-capable Sharp MFP can be imported directly to the Sharp Pen Software for display on the AQUOS BOARD system. For added convenience, image data shown onscreen—including notations—can be saved to a PC or sent directly to an MFP for printout.

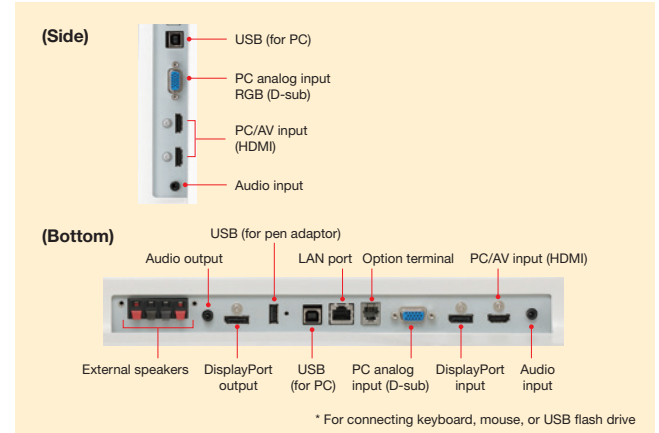


Front-Mounted Speakers

Two speakers (10W + 10W) are mounted low on the front of the LCD monitor to deliver clearer sound.

A Wealth of Input/Output Terminals

The PN-703B and PN-603B interactive displays come standard-equipped with a wealth of input/output terminals—on the side and the bottom of the monitor—to enable easy connection with a wide variety of equipment. This array of terminals includes three HDMI ports, two D-sub ports, two DisplayPort™ terminals (one input, one output), and two touchscreen-supporting USB ports. One of the USB ports can be assigned to a regularly connected PC, such as a host PC used to operate the LCD monitor. The other USB port facilitates temporary connection to another PC, such as one used by a meeting participant. This allows easy PC connection without the need to switch the USB cable.



Feature Comparison

		PN-L703B/603B
Pen Software ¹		▲ (bundled; user installed)
Touch Pen	with function buttons	▲ ² (optionally available)
	w/o function buttons	● (1 pen)
SHARP Display Connect ³		▲ (bundled; user installed)

● Standard feature

▲ Feature available under conditions indicated in parentheses.

¹ Supports 11 languages (English, German, Spanish, French, Italian, Dutch, Portuguese, Russian, simplified Chinese, traditional Chinese, Japanese)

² Please check with your local authorized Sharp dealer/representative on availability.

³ For details, see the section on SHARP Display Connect.

■ SHARP Display Connect enables the following interactive functions on the AQUOS BOARD display and mobile devices connected via wireless LAN:

- sharing of onscreen content
- transfer of files
- interactive onscreen writing and drawing
- remote control of the AQUOS BOARD display from mobile devices

■ Up to 50 mobile devices can be connected simultaneously.

■ Files can be exchanged between mobile devices even if they are not connected to the AQUOS BOARD display.

■ Users can capture onscreen images and save them on their mobile devices to make personally annotated memos (personal memo).

■ SHARP Display Connect also connects two AQUOS BOARD interactive display systems on the same network (intranet, VPN, etc.) to enable larger-scale interactive communications.



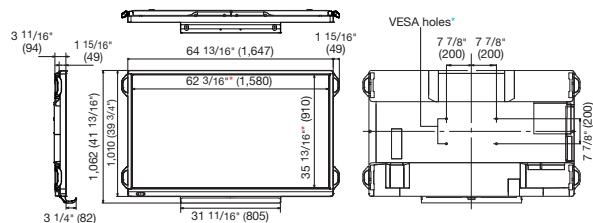
Specifications

Model Name	PN-L703B	PN-L603B
Installation	Landscape	
LCD Panel	70" Class (69.5" diagonal) UV2A ¹ LCD	
	60" Class (60.1" diagonal) UV2A ¹ LCD	
	Max. Resolution	1,920 x 1,080 pixels
	Max. Display Colors (approx.)	1.06 billion colors
	Pixel Pitch (H x V)	0.802 x 0.802 mm
	Max. Brightness (average) ²	300 cd/m ²
	Contrast Ratio	3,000 : 1
	Viewing Angle (H/V)	160°/160° (CR ≥ 10)
	Active Screen Area (W x H) (approx.)	60 9/16" x 34 1/16"
	Response Time	6 ms (grey to grey, avg.)
	Backlight	LED, edge lit
Touchscreen	Touch Technology	IR (infrared blocking detection method)
	PC Connection Port	USB 2.0 (type B) x 2
	Power Supply	Supplied from main unit
	Multi-Touch	10 points
	Protection Glass	Thickness: Approx. 3.4 mm ³ Shock resistance: 130 cm ⁴
		Thickness: Approx. 3.0 mm ³ Shock resistance: 130 cm ⁴
Computer Input	Video	Analog RGB (0.7 Vp-p) [75Ω], DisplayPort 1.1a
	Synchronization	Horizontal/vertical separation (TTL: positive/negative), Sync on green (D-sub 15-pin only), Composite sync (TTL: positive/negative)
	Plug & Play	VESA DDC2B
	Power Management	VESA DPMS
Video Color System	NTSC (3.58 MHz, 4.43 MHz), PAL, PAL60, SECAM	
Input Terminals ⁵	PC analog: Mini D-sub 15-pin x 2 ⁶ , HDMI (HDCP and 1080p compatible, PC/AV signal compatible) x 3, 3.5 mm-diameter mini stereo jack x 2, Video x 1 ⁶ , Component video x 1 ⁶ , DisplayPort (HDCP compatible, PC signal compatible) x 1, RS-232C x 1 ⁷	
Output Terminals ⁸	3.5 mm-diameter mini stereo jack x 1, DisplayPort (HDCP compatible) x 1	
Input/Output Terminals ⁸	LAN port (10Base-T/100Base-TX) x 1	
Speaker Output	Built-in	10 W + 10 W
	External	10 W + 10 W (60)
Mounting	VESA (4 points), 400 x 200 mm pitch, M6 screw	
Power Supply	100V – 240V AC, 50/60 Hz	
Power Consumption	225 W	185 W
Environmental Conditions	Operating Temperature	5°C to 35°C
	Operating Humidity	20% to 80% RH (no condensation)
Dimensions (W x D x H) (approx.) (display only)	64 13/16" x 3 11/16" x 39 3/4"	56 9/16" x 3 11/16" x 35"
Weight (approx.)	130.1 lbs	101.5 lbs
Main Accessories	AC power cord, remote control unit, batteries (AA size x 2), set-up manual, blank sticker, cable clamps x 5, camera mount, USB cable (3.0 m), eraser, pen tray, Touch pen (without function button), SHARP Display Connect software CD-ROM	

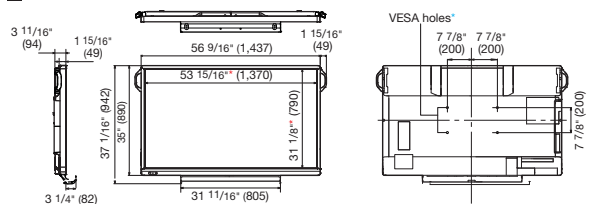
¹ UVFA stands for Ultraviolet-induced Multi-domain Vertical Alignment, a photo-alignment technology that ensures uniform alignment of liquid crystal molecules. ² Brightness depends on input mode and other picture settings. Brightness level will decrease slightly over the lifetime of the product. Due to the physical limitations of the equipment, it is not possible to maintain a precisely constant level of brightness. ³ Including AG film on the front and AR film on the back. ⁴ Approximate distance at which the glass panel can withstand the impact of a 500-gram iron ball dropped on its center. ⁵ Use a commercially available connection cable for PC and other video connections. ⁶ Analog PC, video, and component video are switchable (on bottom interface); use the menu to select. Video and component video connections require conversion cable via mini D-sub 15-pin jack. ⁷ RS-232C connection requires an optional 3'rd party DB9 Male to 3.5mm Male conversion cable. ⁸ For connecting keyboard, mouse, and USB memory device.

Dimensions

PN-L703B



PN-L603B



Units: inch (mm)
* Screen dimensions
• To use the VESA-standard mounting bracket, use M6 screws that are 8 to 10 mm plus the thickness of the bracket.

Windows® PC System Requirements

PC	PC/AT compatible machine with USB 2.0 port and screen resolution of 1,920 x 1,080 (CD-ROM drive required for installation)
CPU	Intel® Celeron® 1.6GHz, or AMD Sempron™ 1.6GHz or higher (Intel® Core™ 2 Duo 2.8GHz, or AMD Athlon™ II x 2 2.8 GHz or higher recommended)
OS	Windows® 7 (32-bit/64-bit), Windows® 8 (32-bit/64-bit), Windows® 8.1 (32-bit/64-bit)
Memory	2GB or more
Hard disk	200MB or more free space (additional space required for saving data)

Options

PN-ZL01 : Touch Pen and Touch Pen Adaptor

PN-ZL02 : Touch Pen

