

Ordering Information

Super Sensitive™ Polymer HRP ISH Detection System

Product Name	Pack Size	Probe type	Cat. No.	Format
Super Sensitive™ One Step Polymer HRP ISH Detection System	50 Slides	Fluorescein-Labeled	DF400-50K	Manual
XISH™ One Step Polymer HRP ISH Detection System	100 Slides	Fluorescein-Labeled	DF400-YAD	Automation

Super Sensitive™ Double Staining Polymer Detection System

Product Name	Pack Size	Cat. No.	Format
Super Sensitive™ Double Staining Polymer Detection Kit I / DAB & Permanent Fast Red	60 slides	QS200-60K	Manual
XViz™ Double Staining Polymer Detection Kit I / DAB & Permanent Fast Red A	100 slides	QS200-YAD	Automation
Super Sensitive™ Double Staining Polymer Detection Kit II / DAB & Permanent Fast Red	60 slides	QS400-60K	Manual
XViz™ Double Staining Polymer Detection Kit II / DAB & Permanent Fast Red	100 slides	QS400-YAD	Automation


ISH Probes

Product Name	Pack Size	Cat. No.	Format
Alu II DNA	25 slides	PR026-100	Manual
		PR026-YAD	Automation
Epstein Barr Virus Early RNA (EBER)	25 slides	PR205-100	Manual
		PR205-YAD	Automation
Kappa Probe	25 slides	PR214-100	Manual
		PR214-YAD	Automation
Lambda Probe	25 slides	PR215-100	Manual
		PR215-YAD	Automation
HPV 16 & 18 Probe	25 slides	PR250-100	Manual
		PR250-YAD	Automation
HPV 14 High Risk Probe Cocktail	25 slides	PR251-100	Manual
		PR251-YAD	Automation

New Cocktails

Product Name	Cat. No. Manual	Cat. No. i6000	Cat. No. Xmatrx
CD10+Cyclin D1	AC561-5M	AC561-10M	AC561-YCD
CD3+CD20	AC559-5M	AC559-10M	AC559-YCD
CD4+CD8	AC595-5M	AC595-10M	AC595-YCD
CDX-2+CK7	AC596-5M	AC596-10M	AC596-YCD
CD5+CD23	AC560-5M	AC560-10M	AC560-YCD
Ki67+Lambda	AC562-5M	AC562-10M	AC562-YCD
P16+Ki67	AC601-5M	AC601-10M	AC601-YCD
TTF1+CK5/6	AC563-5M	AC563-10M	AC563-YCD
TTF1+GCDFP-15	AC604-5M	AC604-10M	AC604-YCD
CDX-2+CK20+CK7	AC597-5M	AC597-10M	AC597-YCD
TTF-1+CK20+CK7	AC605-5M	AC605-10M	AC605-YCD
p63+CK5	AC602-5M	AC602-10M	AC602-YCD
PIN4 (p63+CKHMW+p504S)	AM448-5M	AM448-10M	AX448-YCD

Multiplex System



Visualize Single Copy Gene
Stain Simultaneously
IHC & ISH
Multiple IHC

Contact Information:

Contact Technical Support at: support@biogenex.com for Regulatory claims

USA: 49026 Milmont Drive, Fremont, CA 94538, USA

T: +1-800-421-4149
F: +1-510-824-1490

India: SEZ Unit, Plot No.4, APIC SEZ for Aerospace & Precision Engineering Adibatla, R. R. Dist. - 501510, Telangana State, India

T: +91-40-27185500
F: +91-40-27185511/21

China: Unit 511B, 5F Front Hall, Shanghai Exhibition Center No.1000 Middle Yan An Road, Shanghai 200041, PRC, China

T: +86-21-2220-6860
F: +86-21-2220-6679

Italy: Via Savoldini, n.73, 24057, Martinengo, Bergamo, Italy

T: +39-036-398-6463



www.biogenex.com
e-mail: customer.service@biogenex.com

BioGenex
Accelerating the pace of precision medicine

Xmatrx® ELITE
Microtome to Microscope

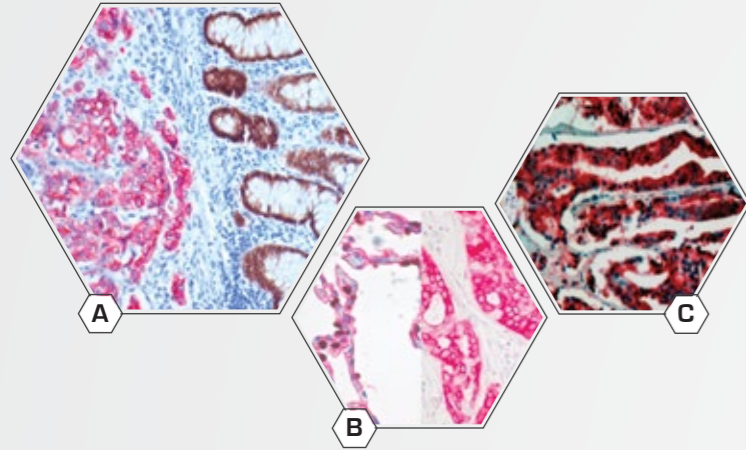
BioGenex
Accelerating the pace of precision medicine

© 2016 BioGenex Laboratories, Inc. All Rights Reserved

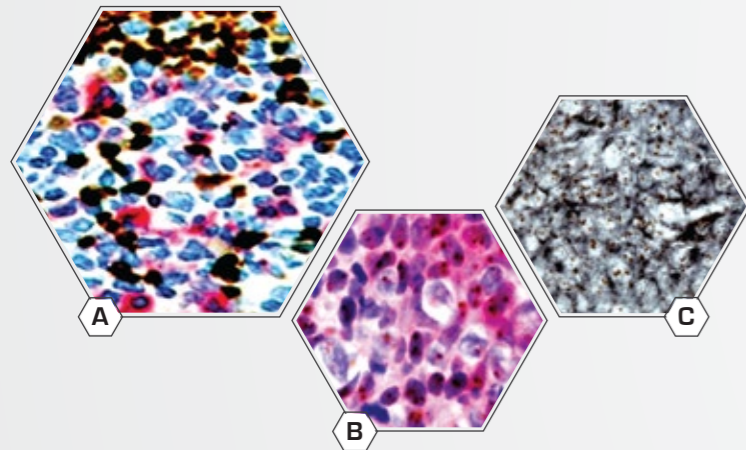
Doc. No. 937-4282.0 Rev. 0

Multiplex System – Reveal IHC and ISH

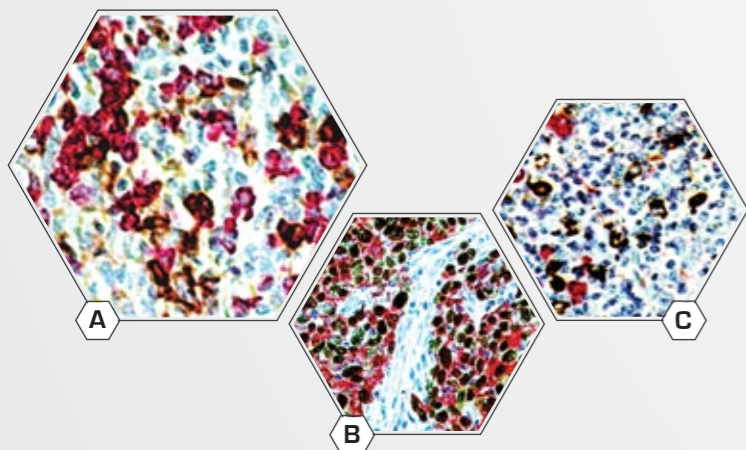
- Visualize Multiple IHC and ISH markers simultaneously
- View both protein and nucleic acid stains in the spatial context
- Automation enabled with convenient ready-to-use reagents



A. anti-CDX-2 + anti-CK20 + anti-CK7
 B. anti-TTF-1 + anti-CK20 + anti-CK7
 C. PIN4 (p63+CK HMW+p504S)



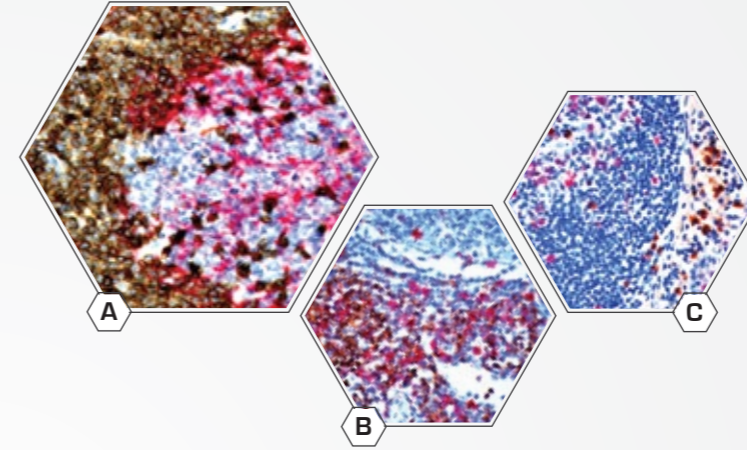
A. Cyclin D1 mRNA + anti-CD10
 B. HPV 16 & 18 viral DNA + anti-p16
 C. HPV 16 & 18 viral DNA + miR146a



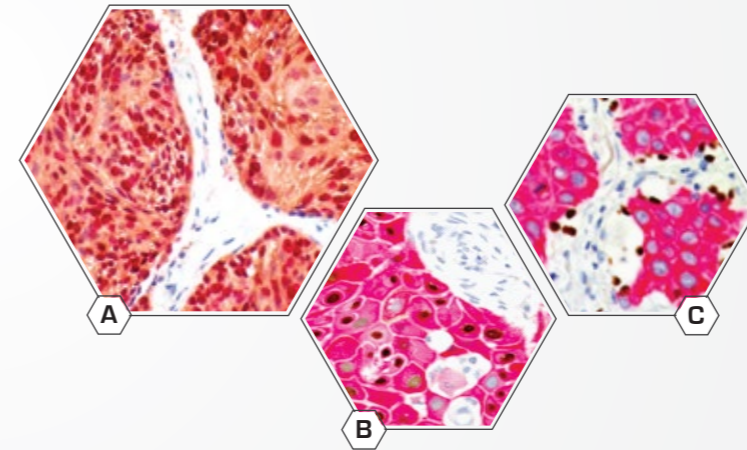
A. Kappa mRNA + anti-Lambda
 B. EBER mRNA + anti-CK
 C. Lambda mRNA + anti-Kappa

Multiplex System – Reveal multiple IHC stains

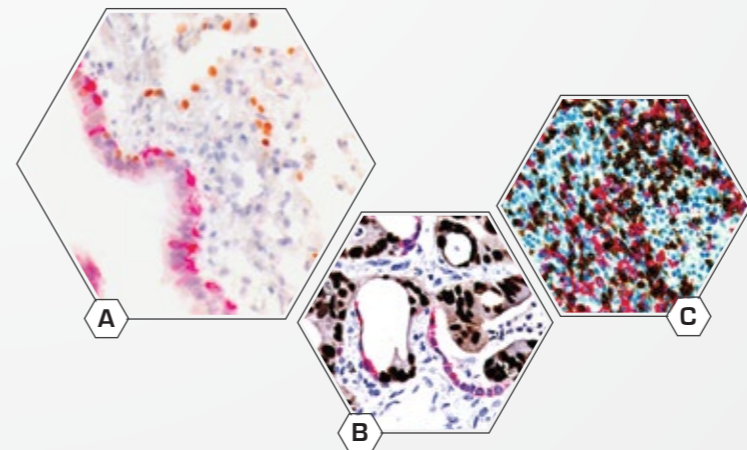
- Enhance productivity, minimize reagent & labor cost
- Adapted to fully automated high-throughput Xmatrix system
- Reduce turnaround-time vis-à-vis traditional sequential staining



A. anti-CD5 + anti-CD23
 B. anti-CD4 + anti-CD8
 C. anti-Ki67 + anti-Lambda



A. anti-p16 + anti-Ki67
 B. anti-p63 + anti-CK5
 C. anti-TTF1 + anti-GCDFP 15



A. anti-TTF1 + anti-CK5/6
 B. anti-CDX2 + anti-CK7
 C. Tonsil - anti-CD3 + anti-CD20