

This document is a step by step guide on how to determine the amount of SAP table entries.

We guide you stepwise through the necessary steps using the SAP Logon Pad (SAP GUI).

## zap Audit - How to determine the size of SAP tables?

Updated: 04/01/2019

zapliance



Table of contents

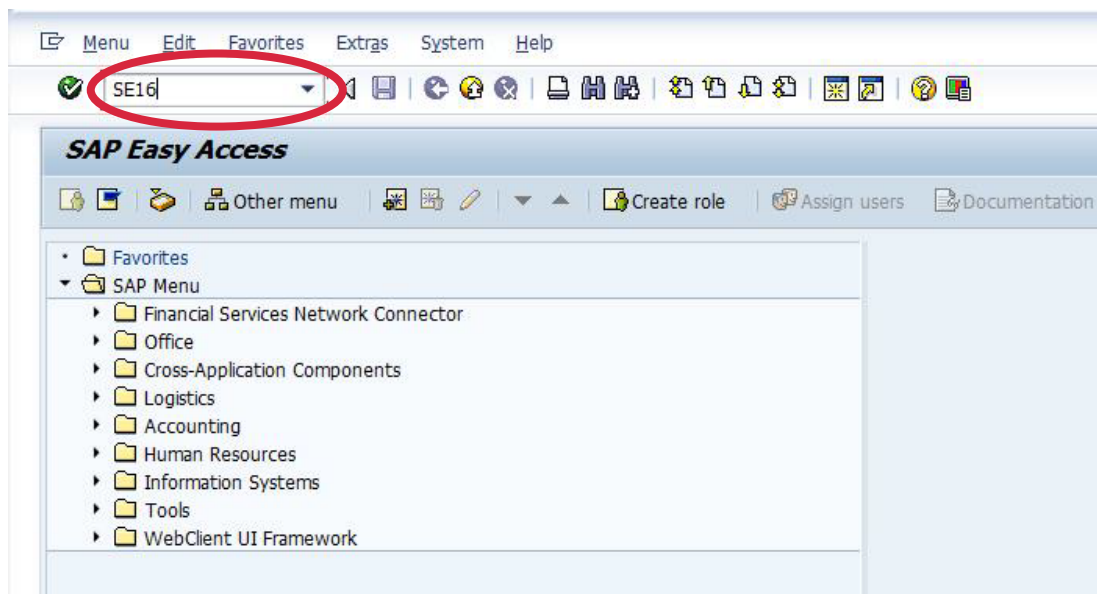
Table of contents..... 1  
zap Free ..... 2  
Determine the size of SAP tables ..... 2

## zap Audit Free

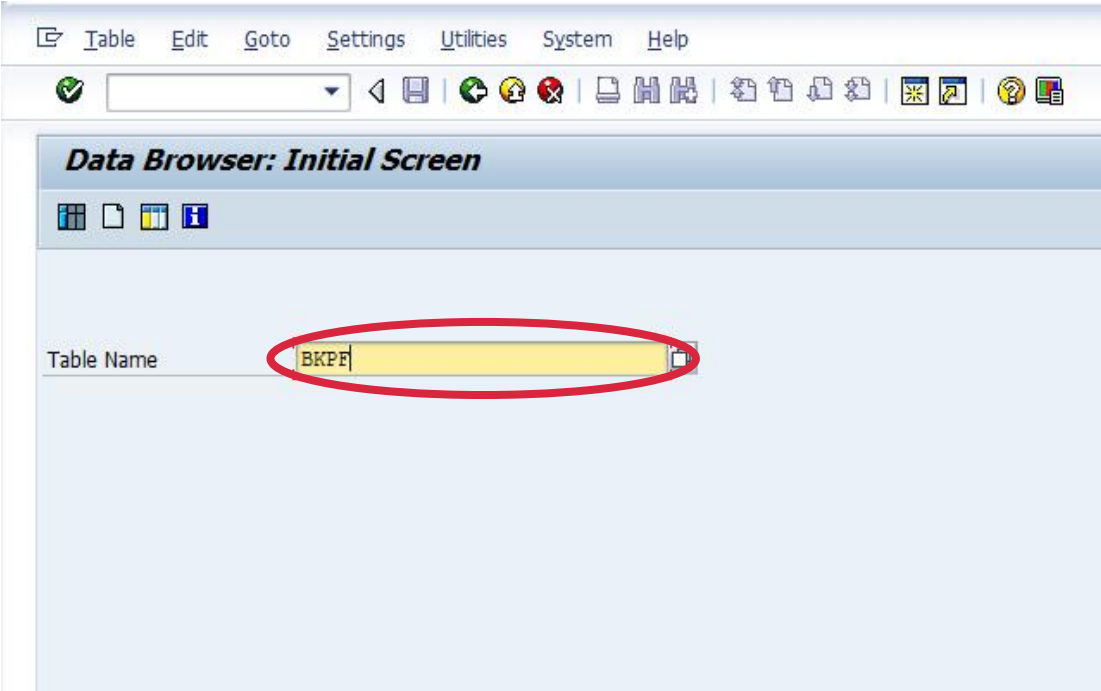
With one zap Audit Free you can unlock any zap audit dataset with less than 50 000 BKPF entries per company free of charge. Use this tutorial to determine the table size of the BKPF in your SAP system. Note: The installation and use of zap Audit as well as the data extraction (also larger data sets with more than 50000 BKPF entries) are also free of charge.

## Determine the size of SAP tables

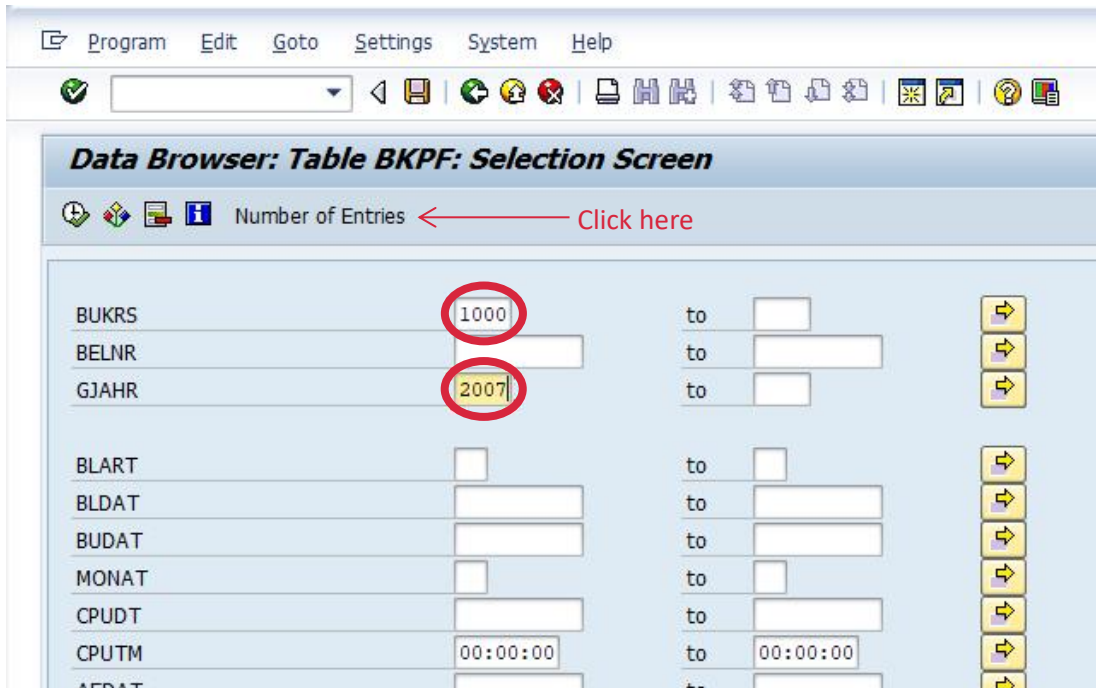
1. Login to SAP Logon (SAP GUI) using your SAP user account.
2. Enter transaction code "SE16" or "SE16n".



3. Enter the name of the table (for example BKPF).



- Limit the table selection to one fiscal year (2007) and company code (1000).



- Click „Number of Entries“. The table size is shown in a new window.

