

Please use these update pages.

Warnings

	CAUTION RISK OF ELECTRIC SHOCK DO NOT OPEN	
CAUTION: To reduce the risk of electric shock do not remove cover (or back). No user serviceable parts inside. Refer servicing to qualified service personnel.		



This symbol is intended to alert the user of the presence of uninsulated "dangerous voltage" within the product's enclosure that may be of sufficient magnitude to constitute a risk of electric shock to persons.



This symbol is intended to alert the user of the presence of important operating and maintenance (servicing) instructions in the literature accompanying the appliance.

NOTE TO CABLE TV INSTALLER

This reminder is provided to call the cable TV systems installer's attention to Article 820-40 of the National Electrical Code. The code provides guidelines for proper grounding and, in particular, specifies that the cable ground shall be connected to the grounding system of the building, as close to the point of the cable entry as practical.

MAINTENANCE AND SERVICING

Never remove the back cover of the TV; this can expose you to high voltage and other hazards. If the TV does not operate properly, unplug it and call an authorized service center or PDI.

CLEANING AND DISINFECTING

Clean the exterior of this television by removing dust with a lint-free cloth. CAUTION: To avoid damage to the surface of the television, do not use abrasive or chemical cleaning agents.



RAIN AND MOISTURE

WARNING: To avoid the hazards of fire or electrical shock, DO NOT expose this television to rain or moisture.



OXYGEN ENVIRONMENT

WARNING: Do not use in any oxygen tent or oxygen chamber. Such use may cause a fire hazard.

COMPUTER MONITOR

The PDI-P20LCD can not be used as a computer monitor.



WET LOCATION

Apparatus shall not be exposed to dripping or splashing and no objects filled with liquids, such as vases, shall be placed on the apparatus.

SERVICE INSTRUCTIONS

CAUTION: These servicing instructions are for use by qualified service personnel only. To reduce the risk of electric shock, do not perform any servicing other than contained in the operating instructions unless you are qualified to do so.


REPLACEMENT PAGES

Please use these update pages.

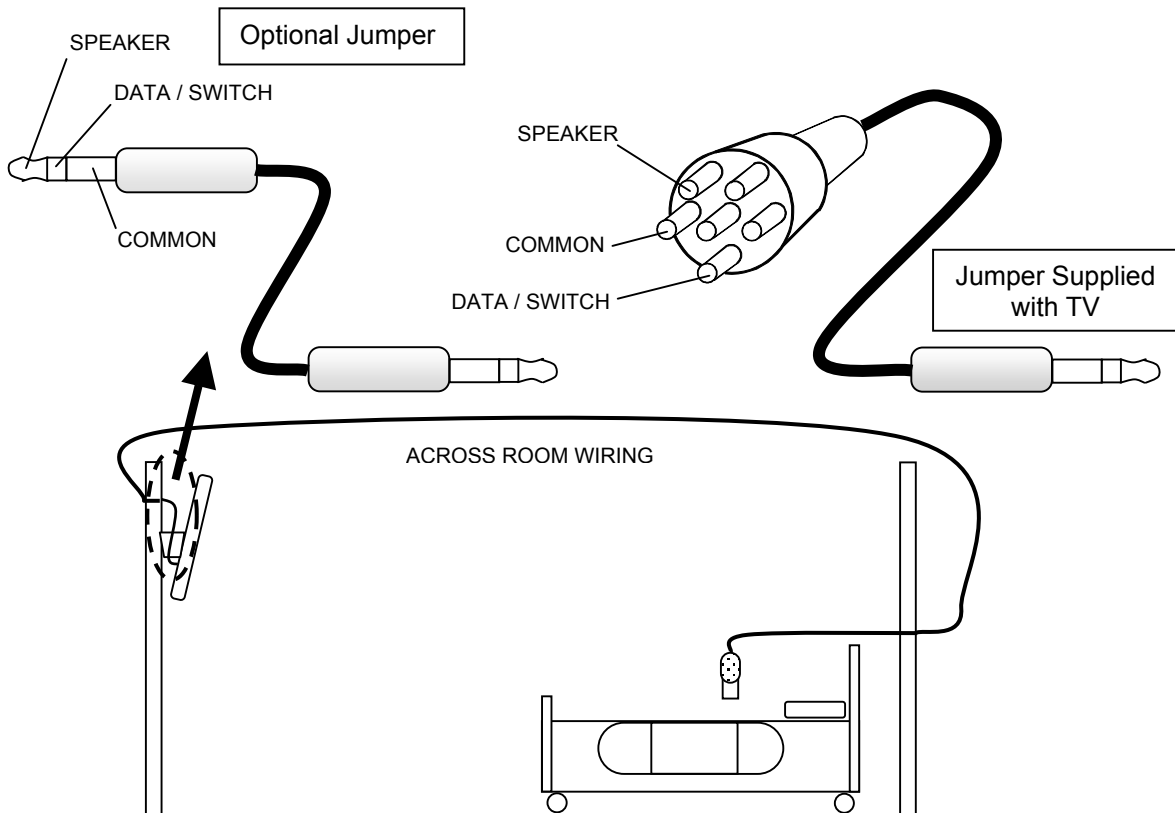
A ¼" stereo style pillow speaker (pendant control) jack is located on the TV's connector panel on the backside. The PDI-P20LCD is designed to work with either a digital pillow speaker or a single-button analog (switch-style) pillow speaker. The PDI-P20LCD also supports certain style pillow speakers with a number pad for direct channel access. The following pillow speakers have been tested with the PDI-P20LCD. Please contact the pillow speaker vendor directly for an additional listing of models and available options.


Make	Analog	Digital	Digital Direct Access
Curbell	3103-001	3D0103096000ZM0-001	D0108-A0Z-R0001
Medtek	A1833-087	A1871-085T	A1552-087D, A1871-087D,
Crest		XL031E0AXXXZ1N1 XL031E1AJ00Z1N1	XL031X0AXXXZ1N1 XL031X1AJ00Z1N1

Use type SJ cord or better for the across room wiring between the TV and the bedside pendant control. A pin-out is provide below.



WARNING: DO NOT connect the pillow speaker circuit Common to earth ground. Grounding of the Common will defeat the isolation circuitry of the PDI-P20LCD and possibly expose the patient to harmful shock currents should a wiring fault occur.





CAUTION Installer. This product is not provided with a pendant control. It is expected that the institution (or hospital) will provide one for attachment to the Pillow Speaker Jack on the back of the TV. As part of the installation, examine the pendant control to verify whether a marking similar to the one below appears on it:
'CAUTION – Risk of fire if used in oxygen-enriched atmosphere – return to hook or holder after use.'

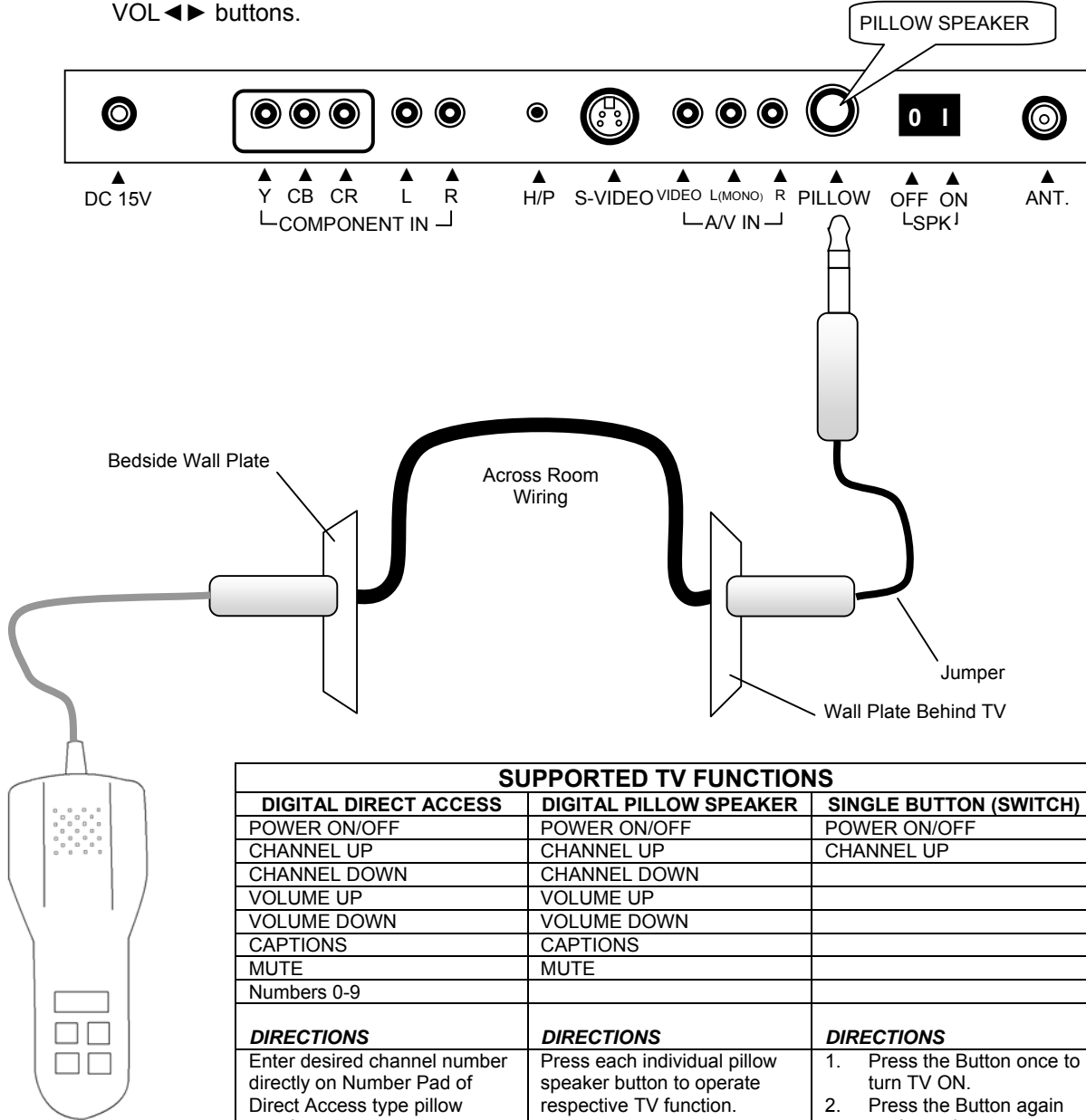
REPLACEMENT PAGES

Please use these update pages.

PILLOW

A 1/4" stereo style pillow speaker (pendant control) jack is located on the TV's connector panel on the backside. See Page 7 for a partial list of compatible pillow speakers. Please contact the pillow speaker vendor directly for an additional listing of models and available options.

1. Connect the pillow speaker to the PILLOW jack.
2. Simple control of the TV is now possible using the pillow speaker.
NOTE: If the pillow speaker's volume is too low, increase the volume on the TV using the VOL ◀▶ buttons.



SUPPORTED TV FUNCTIONS		
DIGITAL DIRECT ACCESS	DIGITAL PILLOW SPEAKER	SINGLE BUTTON (SWITCH)
POWER ON/OFF	POWER ON/OFF	POWER ON/OFF
CHANNEL UP	CHANNEL UP	CHANNEL UP
CHANNEL DOWN	CHANNEL DOWN	
VOLUME UP	VOLUME UP	
VOLUME DOWN	VOLUME DOWN	
CAPTIONS	CAPTIONS	
MUTE	MUTE	
Numbers 0-9		
DIRECTIONS	DIRECTIONS	DIRECTIONS
Enter desired channel number directly on Number Pad of Direct Access type pillow speakers.	Press each individual pillow speaker button to operate respective TV function.	<ol style="list-style-type: none"> 1. Press the Button once to turn TV ON. 2. Press the Button again to channel up. 3. Press and Hold Button down to turn TV OFF.

REPLACEMENT PAGES

PDI-P20LCD User Manual Amendment
Document Number PD196-064 Rev 2

Please use these update pages.

MODEL PDI-P20LCD TV Limited Warranty

PDI Communication Systems Inc., ("PDI") warrants, to the original purchaser only, that the PDI-P20LCD will be free from defects in materials and workmanship, under normal use, for 2 years (730 days) from the date of original purchase. This warranty does not cover any other equipment that may have been included with PDI's shipment of this product.

After receipt of written notice of a defect or malfunction occurring during the warranty period, PDI will repair or replace goods returned to its Springboro, Ohio location, at its discretion, free of charge to the original purchaser, the whole or any component part of any product manufactured by PDI and found by PDI to be defective.

As a condition to obtaining warranty service, written notification must be received by PDI within at least ten (10) days after defect is first observed. Repair of said product requires it to be shipped to the PDI factory in Springboro, Ohio. All shipments shall be F.O.B. Springboro, Ohio, and all shipping and freight charges to PDI's factory shall be paid by the customer.

This warranty shall not apply to any PDI products subjected to improper use, negligence or accident; nor to tampering, alterations, or repairs by others, without PDI's specific prior written authorization. For information regarding authorized servicing and all other information pertaining to this warranty, please contact PDI COMMUNICATION SYSTEMS at 40 Greenwood Lane, Springboro, Ohio 45066 or phone 937-743-6010.

This warranty gives specific legal rights and you may also have other rights which vary from state to state.

PDI's liability under this warranty is limited to repair or replacement of defective products and parts as provided above. PDI shall not be liable for incidental or consequential damages.*

The warranty contained herein is in lieu of all other expressed or implied warranties, including any implied warranty of merchantability or fitness for any particular purpose. PDI neither assumes nor authorizes any person to assume, on its behalf, any other obligation or liability.

*Some states do not allow the exclusion of limitation of incidental or consequential damages or a disclaimer of warranties implied by law, so the above limitation or exclusion may not apply.