





MICROTORQUE HANDHELD SCREWDRIVERS



Atlas Copco

MICROTORQUE HANDHELD SCREWDRIVERS



User friendly, ergonomic and productivity boosting

The Microtorque Handheld Screwdriver range is the most advanced tightening solution for any low torque application. Extremely ergonomic, very compact and full of functionalities it is the right tool to boost productivity and quality, resulting in high efficiency and cost reduction.



Features

- A** Compact, space saving design.
- B** Display with clearly visible and configurable information.
- C** Colored background signaling tightening status.
- D** Simple and intuitive navigation through three controller buttons.
- E** Multiple communication ports.
- F** External power supply unit.
- G** Ergonomic and lightweight design.
- H** Robust and durable cable

ACCURACY AND QUALITY – WITH MAXIMUM FLEXIBILITY

With an extremely high accuracy, the Microtorque Handheld Screwdriver secures torque consistency at every tightening and at every joint, giving you higher process and product quality. To gain more control to the process the angle monitoring detects stripped joints, incomplete tightening, missing components and misalignment to name a few. Thanks to multiple tightening strategies you get maximum flexibility, allowing the best setup for different tightening needs. From speed variation up to rotation direction.

With no software needed, Auto-set is the easiest and fastest way to setup the Microtorque screwdrivers. Just chose the torque and perform few tightening and it is done. With multiple torque you have savings and flexibility where one single Microtorque Screwdriver can replace multiple conventional screwdrivers at one workstation. Multi Step Tightening maximizes tightening quality and torque accuracy – reducing tightening time and allowing multiple possibilities for process improvement.



PRODUCTIVITY AND FLEXIBILITY



TIGHTENING STRATEGIES



MULTI STEP TIGHTENING



MULTIPLE TORQUES PROGRAMS

QUALITY AND ERROR PROOFING



ANGLE MONITORING & CONTROL



ERROR PROOFING POSSIBILITIES



HIGH TORQUE ACCURACY

COST REDUCTION



SEATING CONTROL STRATEGY



DATA REPORTING



GRAPHIC DATA & ANALYSIS

OPERATOR FRIENDLY AND ERGONOMIC



AUTO-SET



BATCH COUNT



OPERATOR FEEDBACK

PROCESS CONTROL AND OPTIMIZATION

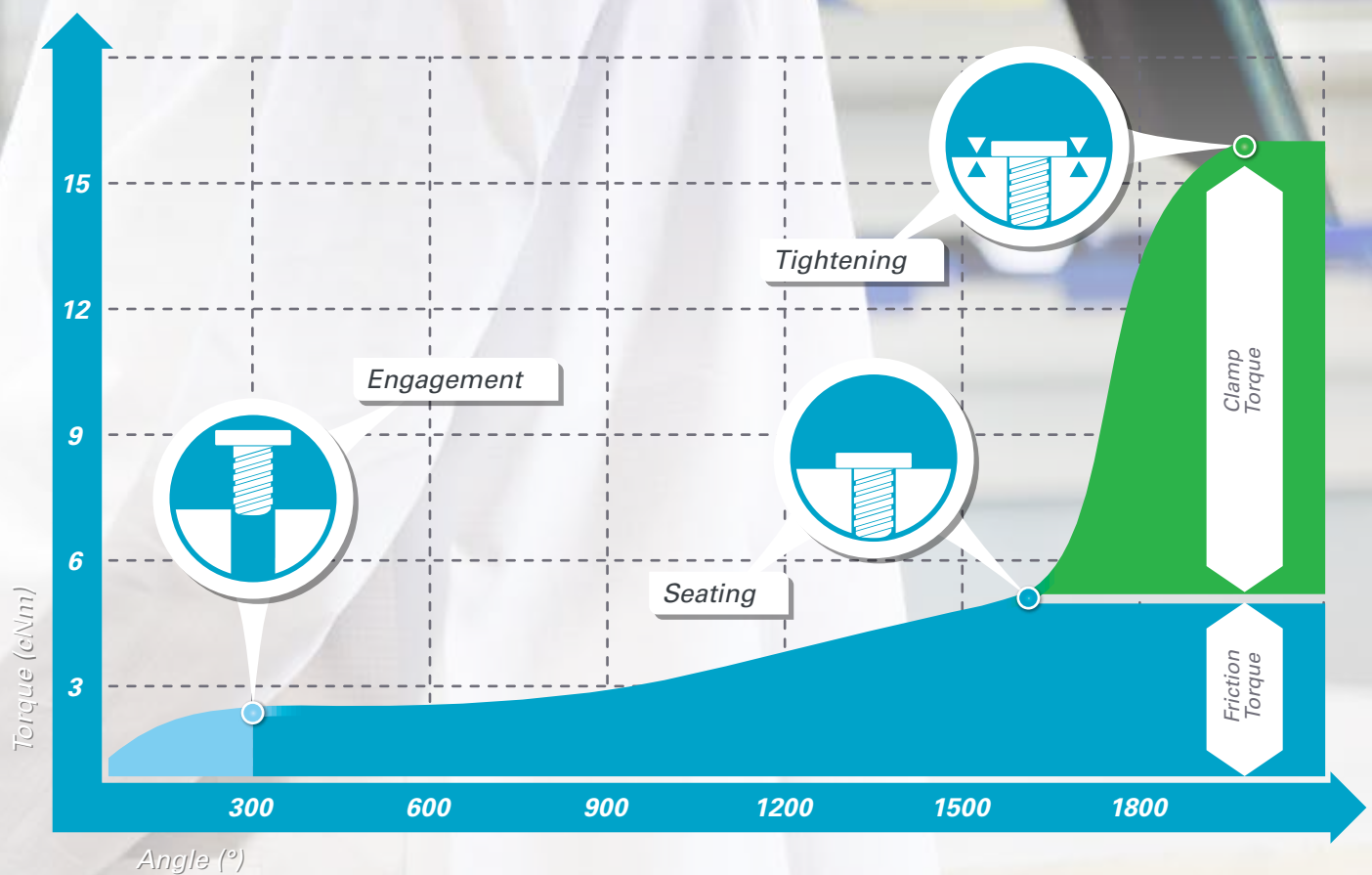
The Graphic Data & Analysis tool makes sure to identify the causes for tightening failures. Making it a powerful tool for process optimization and diagnosis. And to help on process control and product quality the Batch count makes an important feature, preventing missing screws during assembly with the Microtorque Handheld Screwdriver. The Seating Control Strategy is the most intelligent and advanced tightening solution, eliminating floating screws and assuring the best tightening process.

Several I/Os ports allow quick and easy integration with Poka Yoke solutions, like smart jigs, program selection and more. And the colorful and visual interface the MTF400 controller gives instant feedback to operators through intuitive colors and sounds. All tightening data, including torque, angle, status, and graphics can be exported in real time. Offering traceability and process history.



Seating control strategy

Due to the monitoring capability during the entire process, the MTF400 identifies the seating point and then adds the specified amount of torque or angle. It secures that the right amount of clamping is applied to every single joint, independent of the so common friction variation due to dimensions, roughness, material, alignment and more.



Model	Ordering No.
MTF Focus 400A	8432 0850 00
To be ordered together with V2 tools	

Model	Torque range		Speed r/min	length mm	Overall width mm	Weight		Bit drive	Ordering No.*
	cNm	in lb				kg	lb		
Handheld current controlled, without push-to-start									
ETD M08 ABL V2	2-8	0.18-0.7	1350	185	29	0.30	0.66	HM 4 mm	8432 0815 18
ETD M20 ABL V2	5-20	0.44-1.77	900	185	29	0.30	0.66	HM 4 mm	8432 0815 21
ETD M27 ABL V2	7.5-27	0.66-2.4	900	185	29	0.30	0.66	HM 4 mm	8432 0815 27
Handheld current controlled, configurable push-to-start									
ETD M50 ABL V2	15-50	1.33-4.4	1000	238	36	0.61	1.37	HM 4 mm	8432 0815 50
ETD M80 ABL V2	20-80	1.77-7.1	1100	238	36	0.61	1.37	HM 4 mm	8432 0815 80
ETD M120 ABL V2	30-120	2.7-10.6	900	240	43	0.65	1.43	1/4" Hex	8432 0815 82
ETD M200 ABL V2	50-200	4.42-17.7	700	240	43	0.65	1.43	1/4" Hex	8432 0815 84
ETD M250 ABL V2	75-250	6.64-22.13	700	240	43	0.65	1.43	1/4" Hex	8432 0815 86

* Ordering number for screwdriver only. Tool cable, controller and PSU need to be ordered separately

Tool cables	Ordering No.
2.0 m	8432 0835 02
3.5 m	8432 0835 03

Power Supply Unit (PSU)		Ordering No.
PSU	For Tools	
24 V / 72 W	ETF S08 V2 and ETD M08/20/27 ABL V2	8432 0840 00
36 V / 72 W	ETF S25 V2	8432 0840 01
36 V / 180 W	ETD M50/80/100/120/200/250 ABL V2	8432 0840 02



COMMITTED TO SUSTAINABLE PRODUCTIVITY

We stand by our responsibilities towards our customers,
towards the environment and the people around us.
We make performance stand the test of time.
This is what we call – Sustainable Productivity.

www.atlascopco.com

Atlas Copco