


Architectural Entranceways

Rectangular



Straightline: Full Panel

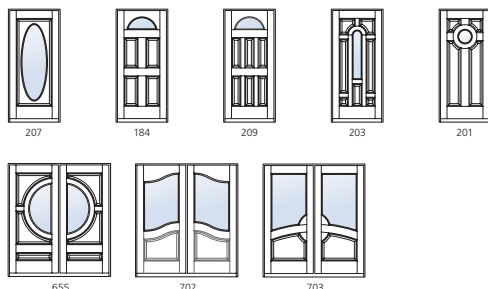


Straightline (181)

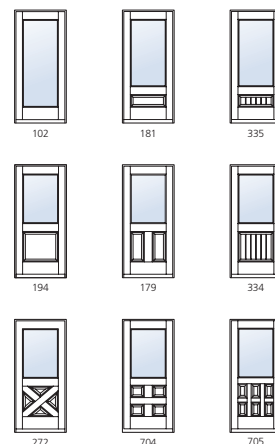
Shown in mahogany with sidelights (183), direct-glazed transom, custom grilles and custom art glass. Hardware purchased separately.

Rectangular

Straightline: Curved Glass Panel



Straightline: Rectangle Glass Panel



Arts & Crafts



Arts & Crafts (404)

Shown in oak with Colonnade decorative glass and optional arts & crafts shelf. Hardware purchased separately.

Architectural Entranceways

Arched

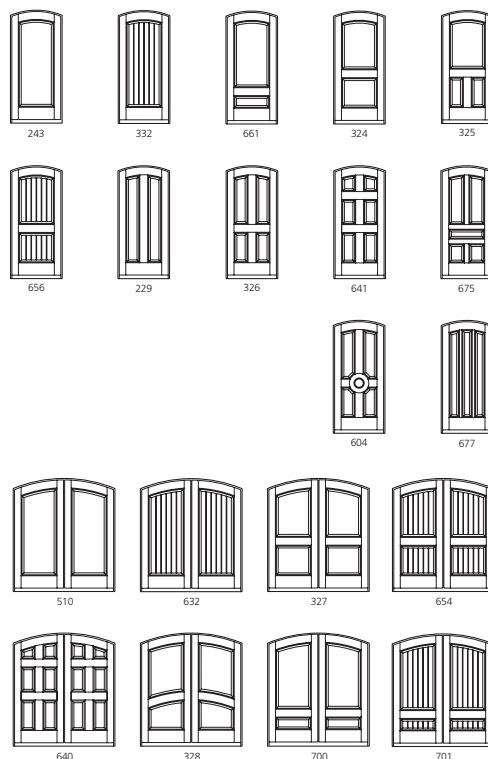


Archtop (329)

Shown in mahogany with colonial grilles.
Hardware purchased separately.




Archtop: Full Panel



Arched



Archtop: Glass Panel




Springline™ (262)

Shown in oak with custom sash-glazed sidelights and transoms.




Springline: Full Panel

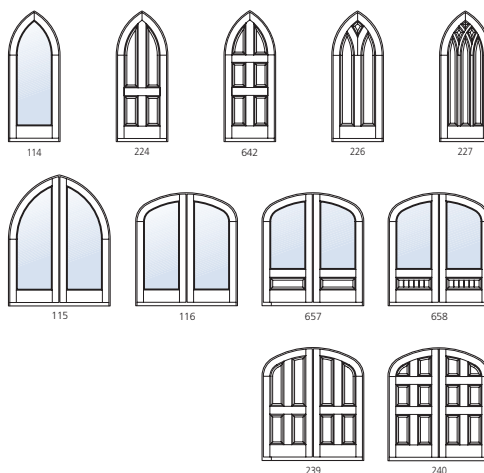


Arched

Springline™ Glass Panel



Gothic & Elliptical



Gothic (227)

Shown in alder. Hardware purchased separately.

Architectural Entranceways



Features & Options

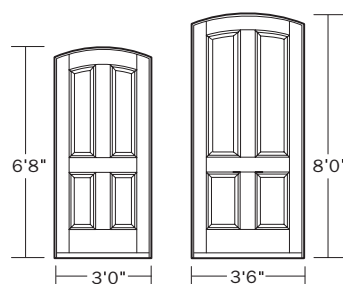


Aluminum-clad Exteriors
are available in the 21 Andersen colors of nature for most entranceway styles.



Weatherstripping

Flexible foam weatherstripping around the door perimeter, combined with a sweep watershed on the bottom of the panel, helps resist wind and water. Outswing doors include an additional rain skirt for greater protection against wind-driven rain.



Door Heights and Widths

Two standard heights, 6'8" and 8'0", and two standard widths, 3'0" and 3'6", are available for most doors. Custom heights and widths are also available. Heights and widths shown are nominal. For actual unit and rough opening dimensions, contact your Andersen dealer.



Panel Thickness

Choose from two standard panel thicknesses: 1-3/4" and 2-1/4".

Features & Options



Straightline (194)

Shown in mahogany with sidelights (182),
arched direct-glazed transom,
Capri hardware and colonial grilles.

Sill Profiles & Colors

Inswing sills shown.



solid mahogany

solid oak

aluminum
mill

anodized
bronze

Sill Options

A wide variety of sill options are available for
both inswing and outswing doors.



Inswing Doors

Inswing sills come in solid mahogany or solid oak
with a variety of metal tread finishes including
aluminum mill and anodized bronze. Solid wood
inswing sills and treads are also available in oak and
mahogany.



Outswing Doors

Outswing sills come in solid oak with metal
tread finishes including anodized bronze and
aluminum mill. A low profile sill is also available
for outswing doors.

"Andersen" is a registered trademark of Andersen Corporation. All other marks where
denoted are trademarks of Andersen Corporation. © 2008 Andersen Corporation.
All rights reserved.