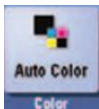


Quick Copy Guide – KMe Series



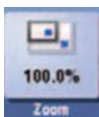
Select to do 1-2 or 2-2 sided copying. Also Combine 4 pages to 1.



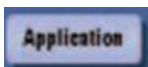
Select to choose Auto Color or Black and white copies.



Select to choose from different paper sources and to update paper type



Select to Reduce or Enlarge your original document.



Select for advance features of the machine: Booklet/cover sheet/page numbering/book copy/frame erase

TO CANCEL A JOB- Select **Job List** Highlight the job, hit Delete. You can also see where your job is at in the queue and look at history.



Allows you to save frequently used copy settings. Turn on copy settings, select Program to register the program. To recall, go to Copy, Program, highlight the job to recall, ok.

*You have the option to choose which function keys you would like on the bottom of the main copy screen. See separate guide.

Link to manuals: <http://kmbmanuals.konicaminolta.us/c754e/index.html>