



uni**FLOW**



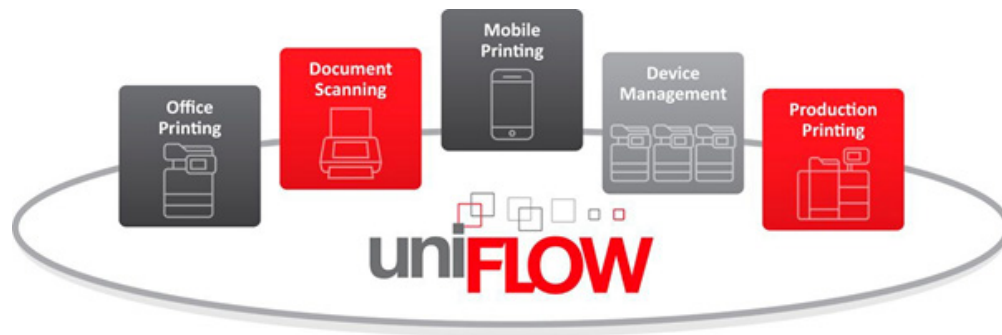
**ONE PLATFORM
FOR PRINTING, SCANNING,
AND DEVICE MANAGEMENT**

LOFFLER

ONE PLATFORM

MANAGE YOUR PRINTING AND SCANNING WITH A SINGLE PLATFORM

Incorporating uniFLOW into your document processes will help improve the control and efficiency of multifunctional devices (MFDs). uniFLOW is open, modular, and configurable, and is designed to be adapted to meet specific needs of different businesses, such as large corporations, small offices, educational establishments, local government, and on-site print rooms. uniFLOW can help your organization reduce costs, implement document security features, increase employee productivity, and assist in meeting your environmental performance goals.



ONE ...

- System for the business to learn
- System to back up
- Set of users, rules, and security permissions can be set up
- Reporting for office and print room printing costs
- Client application for managing office and print room jobs

... PLATFORM

- One integrated platform for all your printing, scanning, and device management
- Scalable to virtually any size to provide flexibility, regardless of your business type
- Modular architecture to allow the benefits of uniFLOW to be extended into other parts of your business
- Device-independent platform that allows you to easily integrate a selection of mixed fleet of devices


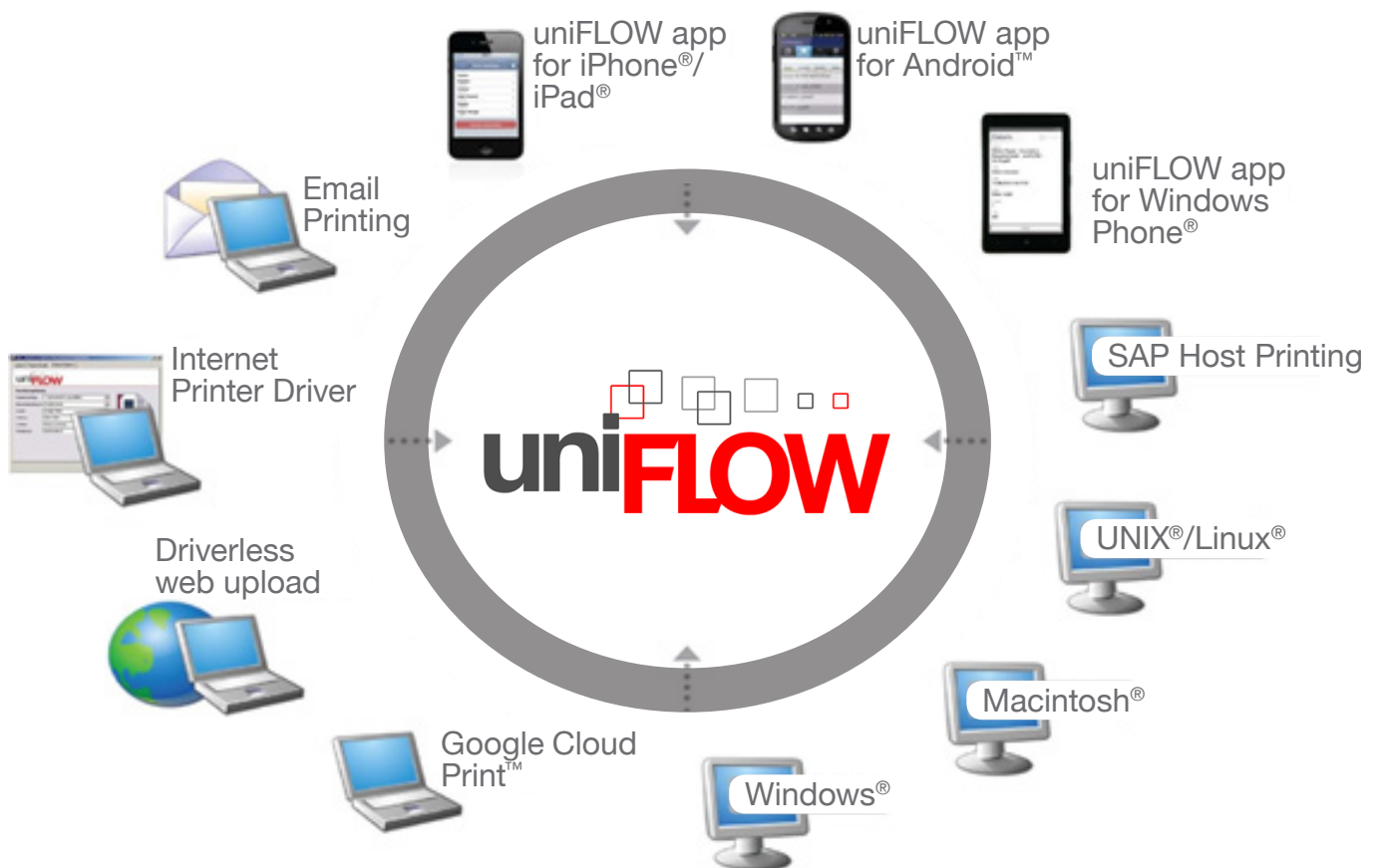
SECURITY FEATURES

PRINT YOUR CONFIDENTIAL DOCUMENTS WITH SECURITY FEATURES

uniFLOW's Secure Print functionality allows users to send sensitive documents to network printers from desktop and compatible mobile devices. Documents will only be printed when the user is physically standing at the device and authenticates. This makes uniFLOW a powerful software application with access controls that can help increase business productivity.

PRINT FROM ANYWHERE

uniFLOW allows users to print with authentication from wherever they're working, they can print from their desktop PC, a host-based system such as SAP®, or their compatible mobile phone. Regardless of how a print job is submitted, all users' jobs will be held in their personal print queue until released with authentication.



THE uniFLOW UNIVERSAL DRIVER— SPECIFICATIONS, USERS CAN MANUFACTURE

The uniFLOW Universal Driver is designed to provide output based on your specifications, users can choose any network device from which to print their documents, regardless of model or manufacturer. This helps reduce user dissatisfaction when printing and saves costs by cutting waste. Should the designated uniFLOW server be offline, the uniFLOW Universal Driver can reroute print jobs to any available server, providing continuity. Users can also submit their print jobs from OS X®—without installing a separate driver—using Apple AirPrint® technology.

FLEXIBLE AUTHENTICATION AT THE DEVICE

Access to devices is easily controlled with uniFLOW. Users can choose from multiple authentication options, such as card log-in, user name/password, PIN code, job code, and anonymous log-in. These allow them to release print jobs from their personal Secure Print queues. Users can also be granted different access rights to various functions, depending on their job role.

RELEASE TO YOUR uniFLOW ENABLED DEVICES

All print jobs are stored in a user's personal queue until they're released at the printer of their choice, which can be on your uniFLOW enabled devices in your organization's printer network. Embedded applets are available for various Canon devices, Océ Large Format Printers, and selected devices from Konica Minolta, Xerox, Samsung, and OKI, among others. Users can select which of their print jobs to release from a list displayed directly on the device screen. On Canon imageRUNNER ADVANCE devices, users can change finishing options directly at the device. In the absence of an embedded platform, users can use devices connected via microMIND* or the uniFLOW Release Station,* which is a device-independent touch-screen terminal. Users can also use their compatible smartphones and tablets to release print jobs securely.



* Sold separately.

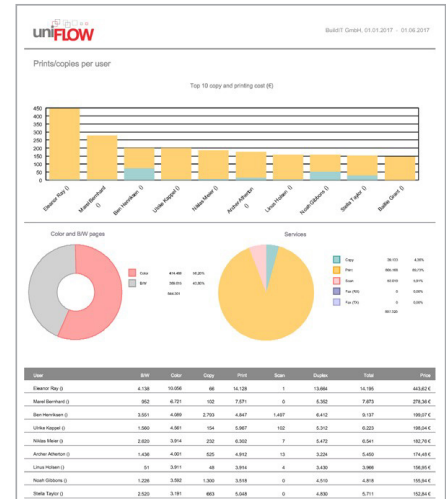
COST AND SAVINGS

INTEGRATED COST TRACKING AND ACCOUNTING

To help control costs and reduce waste, your organization needs to understand how its printing budget is being spent. uniFLOW allows you to track, assess, and charge back all printing, copying, scanning, and faxing costs on any uniFLOW enabled device, so that costs can be allocated to departments or specific projects.

MULTILEVEL COST CENTERS

uniFLOW lets you assign costs to multilevel cost centers. When sending a job to print, a pop-up screen can appear on the user's PC, allowing him or her to select which cost center to charge back. Cost Centers can also be displayed on the screen of the MFD.



TRACK COST SAVINGS AND ENVIRONMENTAL IMPACT

Your organization can easily monitor savings made through improved printing practices, such as deleting Secure Print jobs that have not been printed. With this information, you can establish better printing rules and realize a return on the original investment, based on using a managed printing system. By accurately monitoring usage and savings, uniFLOW can illustrate how many trees or how many grams of CO2 have been saved by not having printed some jobs. These reports can show how your organization has help reduce its environmental impact.



ROUTE JOBS TO ANOTHER DEVICE

uniFLOW can facilitate improvement in printing practices by redirecting jobs appropriately, so only small print jobs are routed to laser printers while larger jobs can be rerouted to faster MFDs. Very large print tasks can even be rerouted to the central print room. uniFLOW can be configured to allow users to print small jobs on laser printers, but have uniFLOW automatically route large jobs to the cheaper and faster MFP. For really large jobs, the job can even be automatically sent to the print room. In addition, users can be forced to print e.g. emails in black and white.

INTEGRATE REMOTE LOCATIONS

To help successfully manage print processes in remote locations, it's often the case that only by removing or restricting features can outlying offices be integrated with one another. With the purchase of the uniFLOW Remote Print Server (RPS), a large part of the functionality licensed server within your organization. Another option is to purchase the uniFLOW SmartClient. This client application allows organizations with a multisite infrastructure to print, track costs, and provide print submission failover in case of a server failure, without the need for local print servers in different locations.

DOCUMENT PROCESS

CREATE INTELLIGENT DOCUMENT PROCESSES

With uniFLOW, users can scan documents directly from both Canon imageRUNNER ADVANCE devices and Canon imageFORMULA ScanFront Network/ Document Scanners into appropriate business processes defined according to needs. The lean, intuitive user interface and personalized “follow-me” scan workflows can help facilitate gains in productivity.

UNIFIED PRINTING AND SCANNING

Users will have the same user interface on Canon devices for both printing and scanning. Once logged on, users can select their personalized Secure Print queue or scan workflows, so they have a unified user experience.




PERSONALIZED “FOLLOW-ME” SCAN WORKFLOWS

Users can have different scanning requirements, depending on their job role. With the purchase of uniFLOW Scan or uniFLOW Capture, administrators can use the integrated Advanced Workflow Editor to decide exactly what should happen when users scan a document. The administrator can also grant different access rights to workflows for single users and groups. These workflows follow users around the organization.

PROCESS ALL CAPTURED INFORMATION

uniFLOW’s powerful scan engine can process documents using a highly accurate OCR to extract information from the document. Users can automatically pre-fill index information or convert documents to different formats such as Microsoft® Word. In addition, features such as high compression of scanned files and blank page recognition can enable new and efficient workflows to be integrated into daily document processes.



DISTRIBUTE TO WHERE IT'S NEEDED

Once captured and processed, users can easily distribute documents to a variety of destinations, including Microsoft SharePoint®/SharePoint® Online, RightFax, iManage Work, or Hyland OnBase® as well as to popular, cloud-based destinations such as Microsoft® OneDrive®/OneDrive® for Business, Box, Google Drive™, or Dropbox.



Cloud Destinations

Biscom
Box
Dropbox
Evernote®
Google Drive™
LEAP Cloud
Microsoft OneDrive®
Microsoft OneDrive® for Business
Microsoft SharePoint® Online
Therefore™ Online



On-Premise Systems

Microsoft SharePoint®	iManage Work
Hyland OnBase®	Alfresco
Global Search	DMSforLegal
Biscom	EMC Documentum FileNet®
ProLaw	HP Records Manager
Right Fax	Lexis Affinity™
LaserFiche	OpenText Context Server

SEND PRINT JOBS FROM ANY LOCATION

Printing requirements extend far beyond the simple “file, print” via desktop PCs. Today’s business processes change rapidly, making flexibility essential for document handling. Converging consumer and business technology has driven a “bring-your-own-device” revolution, allowing employees to work virtually anywhere, at any time, and on any device.

EASY SUBMISSION FROM SMARTPHONE OR TABLET

Independent of their location, users can use their compatible smartphones or tablets to submit and release their print jobs in a managed way. Regardless of which method a user chooses to submit a job, it will appear in their personal Secure Print queue and be accounted for, charged, and managed correctly. Users are even able to register multiple email addresses, allowing them to submit jobs from personal and work email accounts.

UNIFLOW MOBILE APPS

The uniFLOW app is available for iOS, Android™, and Windows Phone®. Users are able to print from any location, both within or outside your company network. The uniFLOW mobile print application brings enterprise-level print management functionality to users’ smartphones.



APPLE AIRPRINT® SUPPORT

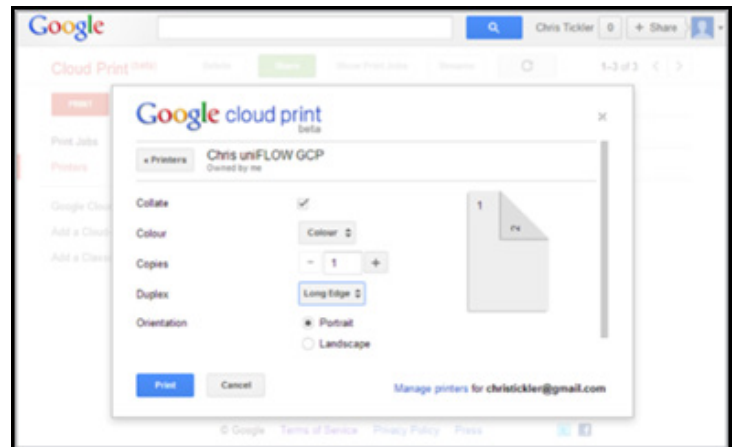
The standard uniFLOW Service for AirPrint feature provides authentication printing from iPad®/iPhone® and Mac® devices. Your business can benefit from app-free printing and accounting for Apple® devices integrated within your company's network. Users can easily submit their print jobs to uniFLOW using Apple AirPrint and, if required, even change the finishing options directly on their device before submitting the job.

EMAIL AND GUEST PRINTING

Your business likely hosts visitors and/or has temporary staff working on the premises. Temporary users and guests can also submit print jobs from their compatible smartphones or tablets by simply sending the documents they want to print to a specific email address. The guest/temporary user will then receive an email containing a temporary job code for authentication at the device, offering an easy way to print presentations or other documents needed for meetings.

GOOGLE CLOUD PRINT™ SUPPORT

uniFLOW allows users to submit jobs directly via Google Cloud Print. The standard uniFLOW Print Service feature for Google Cloud Print has been developed for users of Google Chromebooks™ so, like Windows® or Mac users, they can print in a managed way. Users can easily submit print jobs to Google Cloud Print via the Google Chrome™ browser, allowing submission from desktop PCs, Android devices, Windows Phones, iPads, and iPhones.

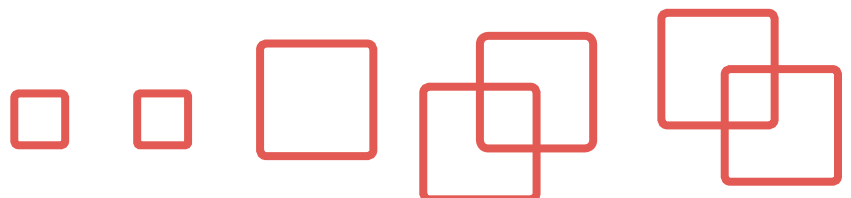


GAIN SYSTEM CONTROL

uniFLOW can monitor an entire enabled print fleet, so your organization can have an overview of every device. Any changes in a device's status, such as errors, will be highlighted automatically, thereby triggering notifications in workflows. uniFLOW can provide control of the printing fleet by helping prevent unauthorized use of devices. Where access is granted, all usage can be recorded for later reporting and auditing.

FUNCTION CONTROL

uniFLOW can help prevent unauthorized use of the devices, as users can be granted different access rights to use various functions depending on their job role. Where access is granted, all usage of the device is recorded for later reporting.



DEVICE STATUS MONITORING AND NOTIFICATIONS

uniFLOW allows your organization to monitor the status of the entire uniFLOW enabled print fleet, enabling control to be maintained of all devices. The solution allows the administrator to have an instant overview of every enabled device in your location, including media and toner levels. The system can be configured to send out change-of-device status notifications. Customized workflows can be created for a range of status changes, e.g., device error, out of paper, or out of toner.

DEVICE FAILOVER

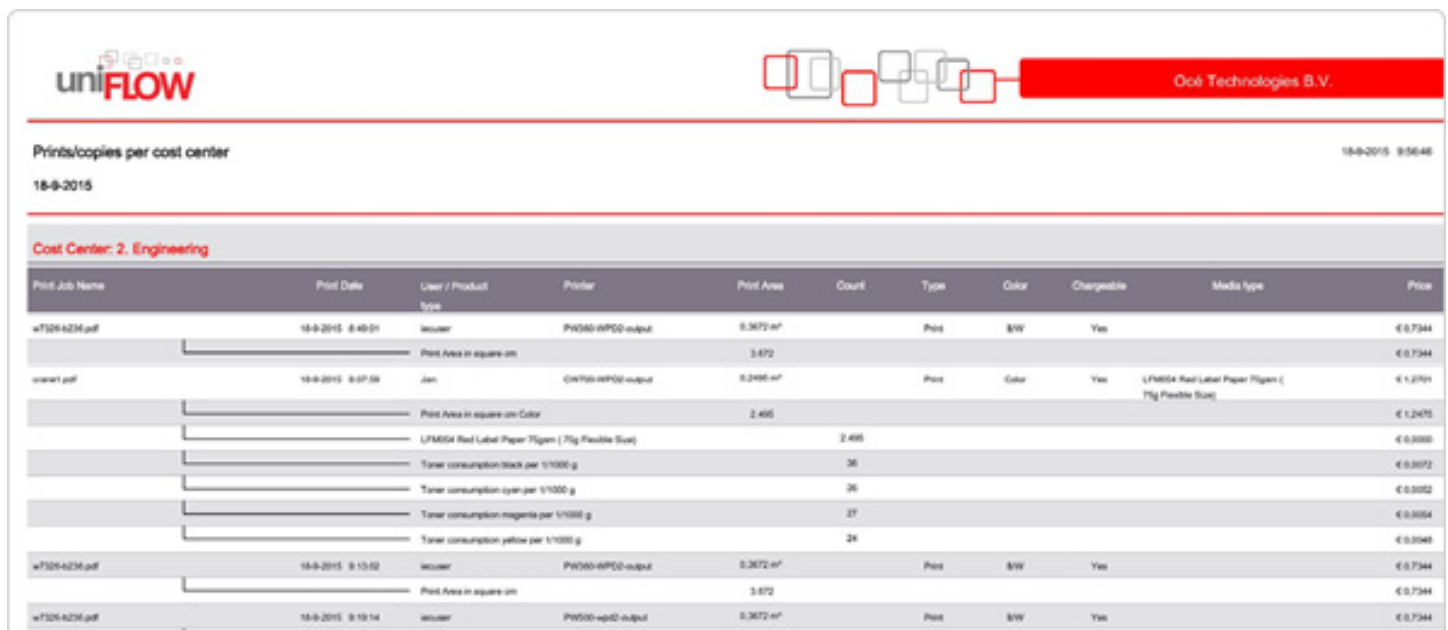
When operating in a CRQM (Collective Release Queue Management) environment, Canon MEAP devices automatically reconnect to any available server in the CRQM collective in case of a server failure, helping provide continuity of the printing process. The connection to another server occurs automatically as soon as the devices' "main" server is offline. Once the main server becomes available again, the devices will fall back into the initial connection.

DEVICE AUDITING USING CANON'S IMAGEWARE SAM EXPRESS

With the purchase of Canon's imageWARE SAM Express and its tight integration with uniFLOW, your organization can easily record and archive all device activities, such as print, scan, fax, copy, and email. Each time an activity is carried out on a MFD, the text and image data plus login information can be documented to facilitate a thorough auditing process.

FLEET MANAGEMENT (MPS)

The complete device fleet in an organization, including Océ Large Format Printer, can be monitored by uniFLOW allowing greater reporting possibilities.



The screenshot displays the uniFLOW interface with the following details:

- uniFLOW logo** and **Océ Technologies B.V.** header.
- Prints/copies per cost center** for **18-9-2015**.
- Cost Center: 2. Engineering**
- Table of Print Jobs:**

Print Job Name	Print Date	User / Product Type	Printer	Print Area	Count	Type	Color	Chargeable	Media type	Price
wf206-a236.pdf	18-9-2015 9:40:01	secuser	PW500-6P02-output	0.3672 m ²		Print	B/W	Yes		€ 0.7344
			Print Area in square cm	3.672						€ 0.7344
www1.pdf	18-9-2015 9:47:58	jan	CW700-6P02-output	0.2495 m ²		Print	Color	Yes	LFM504 Red Label Paper 70gsm (70g Flexible Size)	€ 1.2791
			Print Area in square cm Color	2.495						€ 1.2475
			LFM504 Red Label Paper 70gsm (70g Flexible Size)		2.495					€ 0.0316
			Toner consumption black per 1/1000 g		36					€ 0.0072
			Toner consumption cyan per 1/1000 g		36					€ 0.0072
			Toner consumption magenta per 1/1000 g		27					€ 0.0054
			Toner consumption yellow per 1/1000 g		24					€ 0.0048
wf206-a236.pdf	18-9-2015 9:13:02	secuser	PW500-6P02-output	0.3672 m ²		Print	B/W	Yes		€ 0.7344
			Print Area in square cm	3.672						€ 0.7344
wf206-a236.pdf	18-9-2015 9:18:14	secuser	PW500-6P02-output	0.3672 m ²		Print	B/W	Yes		€ 0.7344

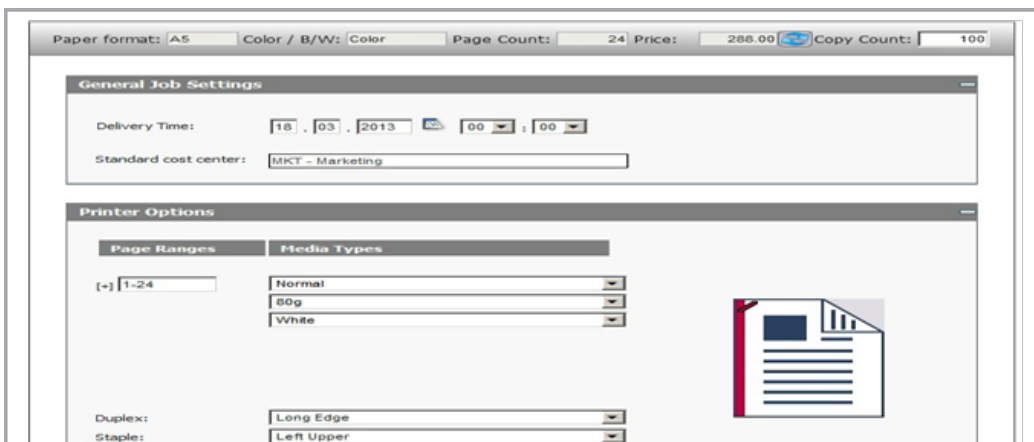
BENEFITS

HELP MAXIMIZE THE BENEFITS OF AN IN-HOUSE PRINT ROOM

uniFLOW is capable of managing your office printing requirements across the entire organization and the print room with just a single application. With the purchase of uniFLOW's CRD module users can manage all print room tasks, from submission to job in take, from document make-ready to production.

VARIOUS WAYS OF SUBMISSION

The print room can receive jobs in various ways. Job Ticketing enables users to send print jobs directly from their PC to the central print room in an efficient and standardized manner. Using the Web-based shop front, users can submit their jobs from anywhere around the globe. Using the Océ PRISMAdirect Solution, users can also submit their jobs directly to the print room.



The screenshot displays the uniFLOW software interface for job submission. At the top, it shows job details: Paper format: A5, Color / B/W: Color, Page Count: 24, Price: 288.00, and Copy Count: 100. Below this, there are two main sections: 'General Job Settings' and 'Printer Options'. The 'General Job Settings' section includes a 'Delivery Time' field set to 18.03.2013 00:00 and a 'Standard cost center' field set to MKT - Marketing. The 'Printer Options' section is divided into 'Page Ranges' (set to 1-24) and 'Media Types' (with dropdowns for Normal, 80g, and White). It also includes 'Duplex' (set to Long Edge) and 'Staple' (set to Left Upper) options. A small icon of a document with a red margin is visible on the right side of the 'Printer Options' section.

CENTRAL MANAGEMENT OF PRINT ROOM JOB

When print orders are received, operators can check, schedule, and prepare them, assigning their own print queues and printers. Operators can easily drag-and-drop jobs into print queues or send each one to a device. Settings specified in job tickets are automatically matched with the printer settings, meaning no manual intervention is required to complete orders. All print jobs can be archived in a central library for later retrieval and reprinting.

WEB-BASED DOCUMENT MAKE-READY

The integrated Web-based, make-ready function (PrePrint) provides a full document preview with easy-to-use page layout and editing tools. This tool helps reduce time spent on job preparation and can help improve accuracy to provide a good quality end-product.

IMMEDIATE BENEFITS

CONTROLLED & REDUCED COSTS

Using the built-in reporting system, your organization can track and analyze printing, copying, faxing, and scanning usage, allowing internal costs to be charged back correctly and current usage audited. Routing of jobs can result in cost reduction and help increase efficiency.

IMPROVED EMPLOYEE PRODUCTIVITY

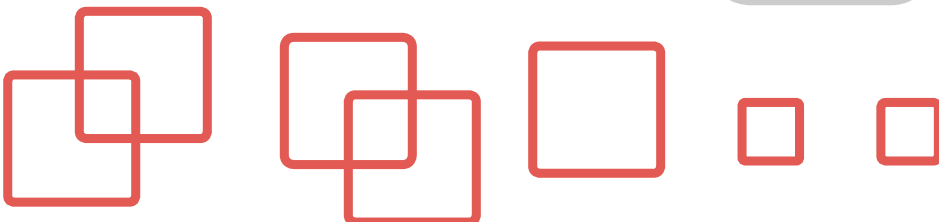
Employee productivity can be enhanced by providing mobile printing facilities and allowing users to print where they need it.

DOCUMENT SECURITY FEATURES

To help prevent unauthorized use of devices and keep valuable and confidential information safe, uniFLOW requires users to identify themselves at a device.

INCREASED ENVIRONMENTAL AWARENESS

uniFLOW can provide the analysis to help implement an environmental printing strategy, which can help save valuable resources.



LOFFLER


uniFLOW