

The image shows a hallway with two wooden doors. Each door has a decorative panel: the left one features yellow and green flowers, and the right one features pink cherry blossoms. Both doors are equipped with silver handles and a lock mechanism. A long fluorescent light fixture is mounted on the wall above the doors.

ANTI-BARRICADE DOORSET

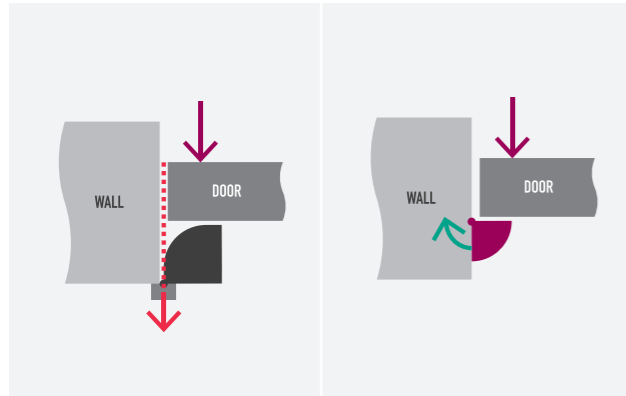
Reliable anti-barricade
access in 2-seconds

DISCOVER MORE

www.shp.help/bedroom

- Anti-barricade stop operates even under pressure, with staff stood safely to one side
- Robust build – passed 12 abuse tests
- Ideal for bedrooms
- Full-door alarm detects ligature attempts across the whole door (optional)

HINGED STOPS VERSUS OUR COLLAPSIBLE STOP



NOT VULNERABLE TO INTERNAL PRESSURE

Like push button stops, if pressure is applied on the inside of the door the hinged stop mechanism suffers increased friction. This can cause it to stick – delaying access and putting the service user at risk.

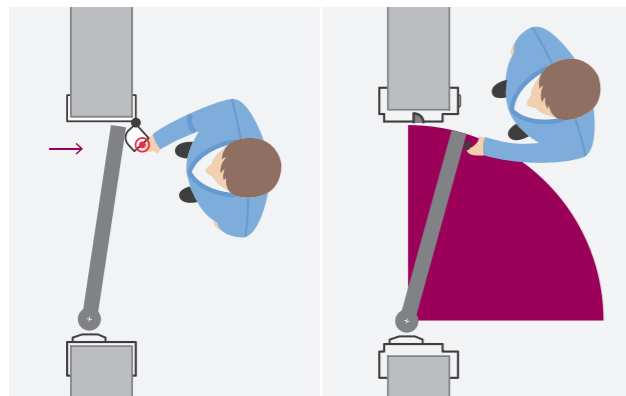
The position of the hinging point on our collapsible stop, means that internal pressure actually helps the door open.



DELIVERS A HOMELY AESTHETIC

You told us that hinged stops are bulky and the exposed hinge knuckle looks institutional – that's why we designed our collapsible stop to be discreet.

Our collapsible anti-barricade stop can be supplied with a square drive key, to coordinate with existing Duralux vision panels.



KEEPS STAFF SAFER

Staff put their hands in front of the door and stand in the swing path when operating hinged stops – risking injury if a service user rams the door.

Instead, staff operate our collapsible stop with one hand, safely positioned to the side.

THE FASTEST, MOST RELIABLE ANTI-BARRICADE ACCESS



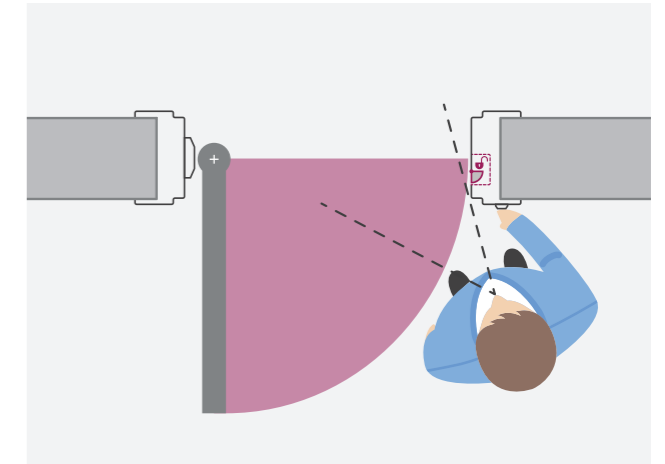
2 SECOND EMERGENCY ACCESS



A single release point controls the robust multipoint lock, giving staff entry in just two seconds.

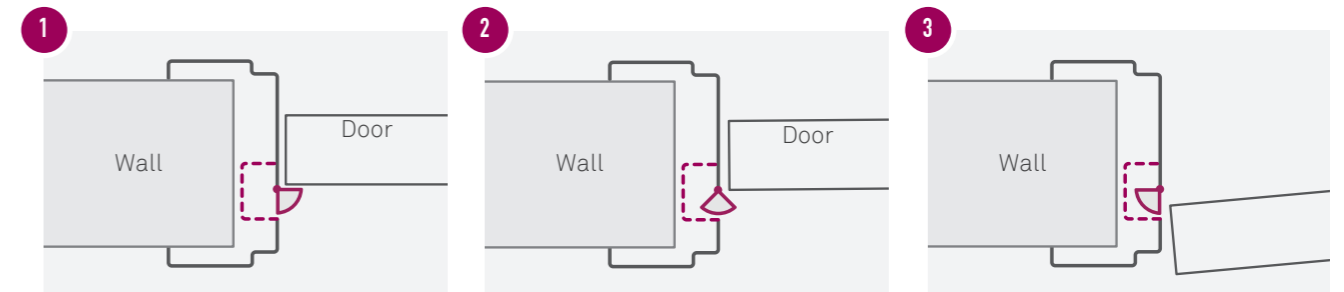
Because of the position of the hinging point on the stop, any internal pressure helps end a barricade.

IDEALLY POSITIONED TO OFFER ASSISTANCE



Staff are positioned safely to the side, so they won't be hit if the door is rammed – and they're in the best position to enter the room and offer immediate assistance. Plus as the door opens they have clear line of sight into the room.

OPERATION



Collapsible anti-barricade stop looks just like a regular doorstop, so is less noticeable than a traditional hinged stop, affording a residential feel

2-second anti-barricade access – the fastest in Mental Health

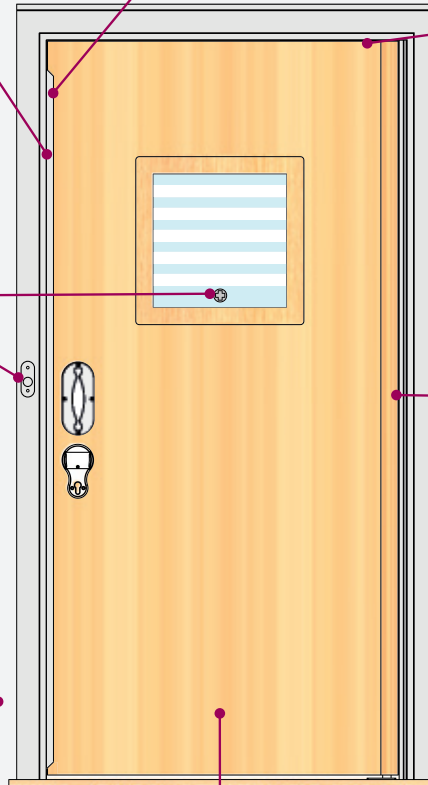
Concealed anti-ligature door closer with a range of options, allows you to choose the mode of operation best suited to your care pathway

One key – Lifeline or 8mm square drive – operates the vision panel and collapsible anti-barricade doorstop, so staff can observe and access quickly — keeping service users safer

Discreet anti-ligature pivot system blends in better than a continuous hinge, emulating the home environment

Staff can release the anti-barricade stop one-handed and are positioned to the side of the door when it swings open, keeping staff safe and putting them in the best position to offer assistance

The only visible metalwork on the bedroom side is the handle – just like at home



Full-door alarm detects ligature attempts across the entire door – including top, latch and threshold

SAFEHINGE PRIMERA[®]
LIFESAVING DETAILS