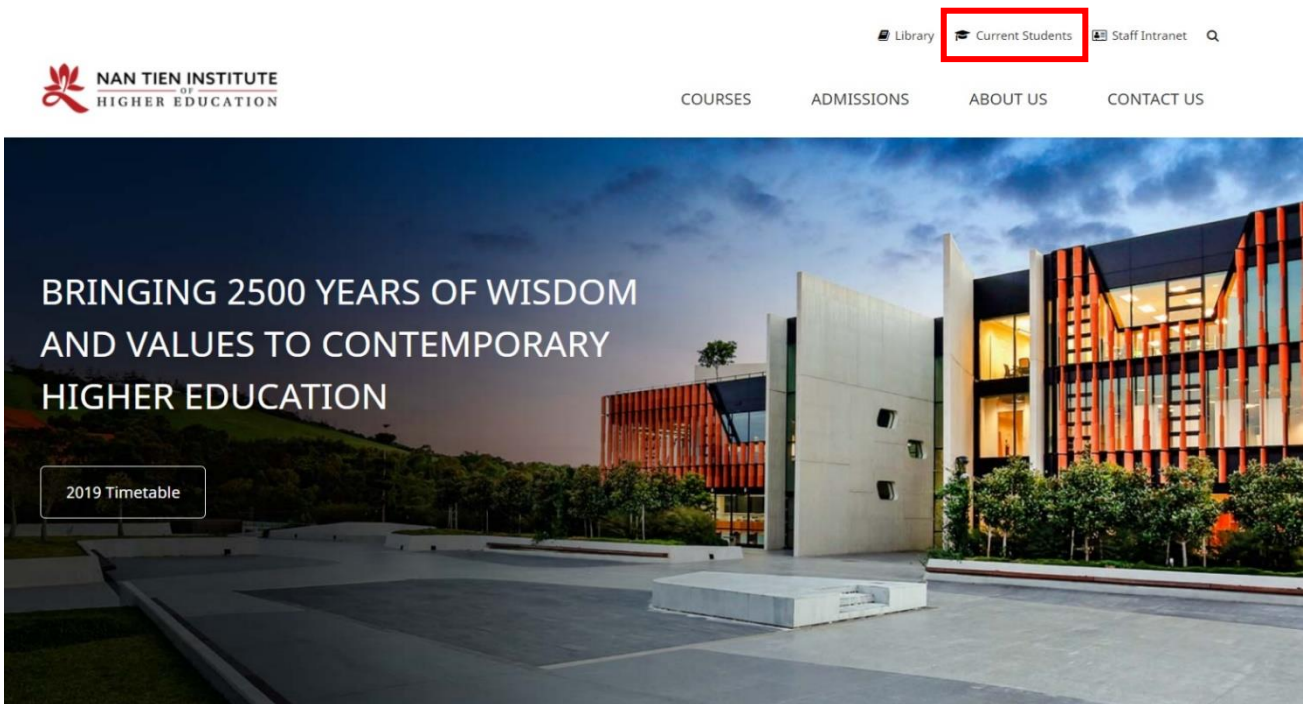
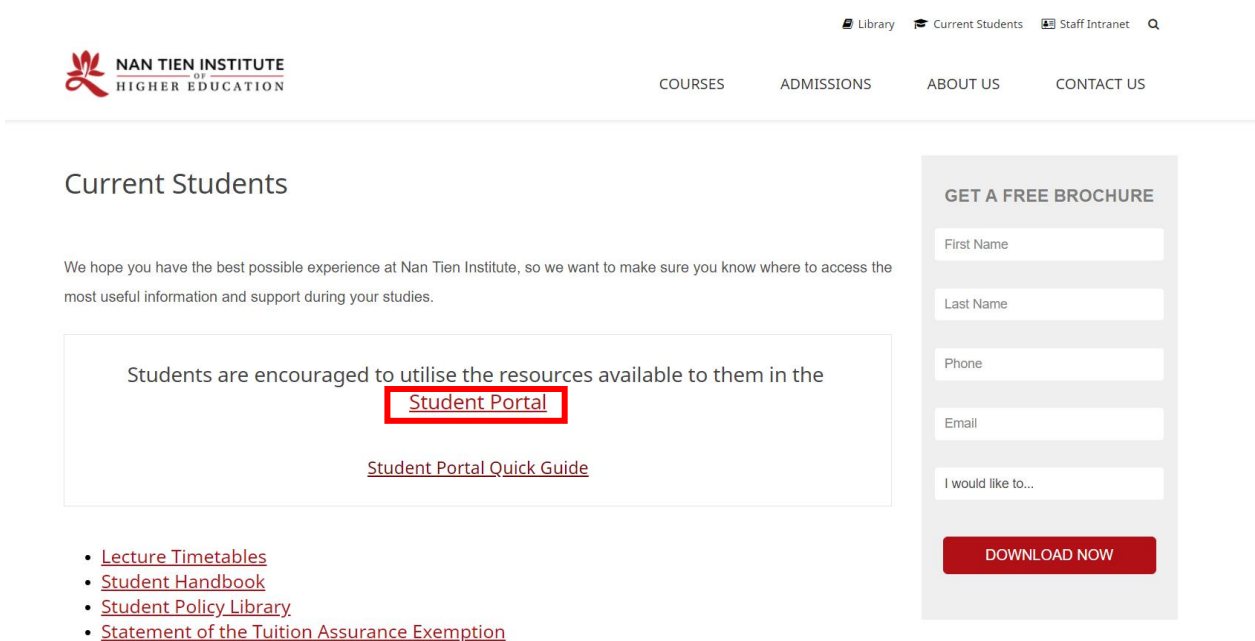


Accessing the Student Portal

1. To access the NTI Student Portal, go to the Nan Tien Institute website (www.nantien.edu.au) and click on **Current Students**



2. Under **Current Students**, students can access the **Student Portal**, Timetable, Student Handbook, Student Policy Library and more.



Current Students

We hope you have the best possible experience at Nan Tien Institute, so we want to make sure you know where to access the most useful information and support during your studies.

Students are encouraged to utilise the resources available to them in the **Student Portal**

[Student Portal Quick Guide](#)

- [Lecture Timetables](#)
- [Student Handbook](#)
- [Student Policy Library](#)
- [Statement of the Tuition Assurance Exemption](#)

GET A FREE BROCHURE

First Name

Last Name

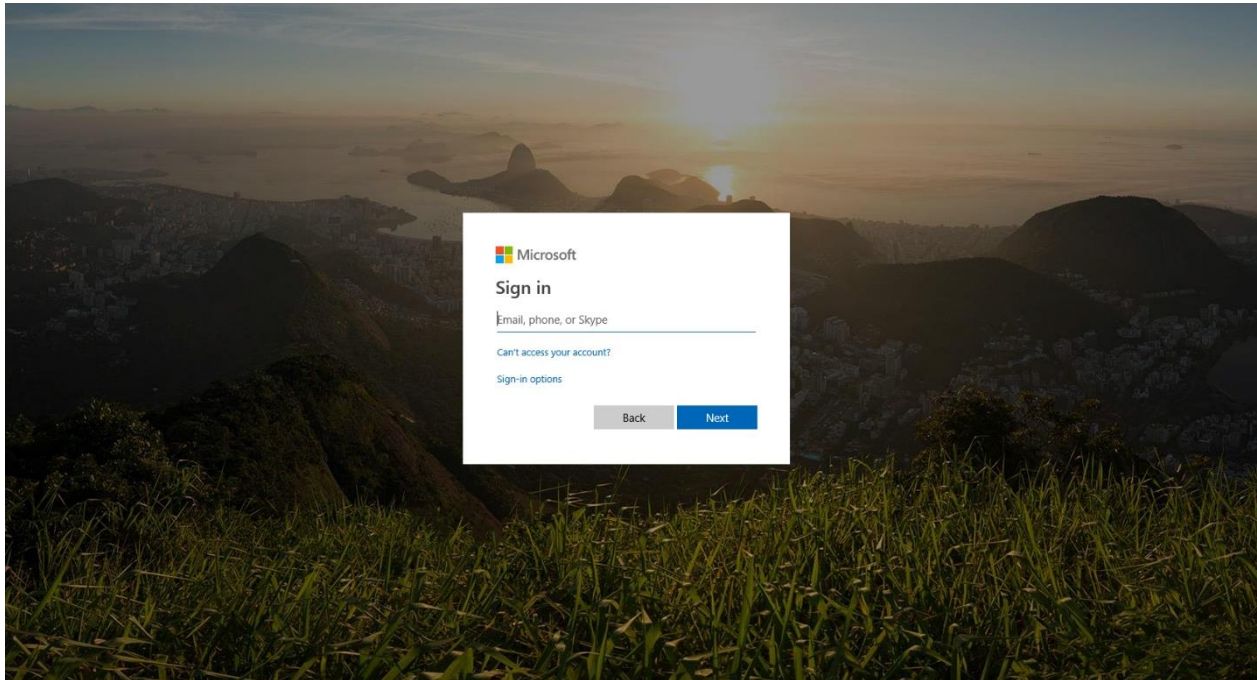
Phone

Email

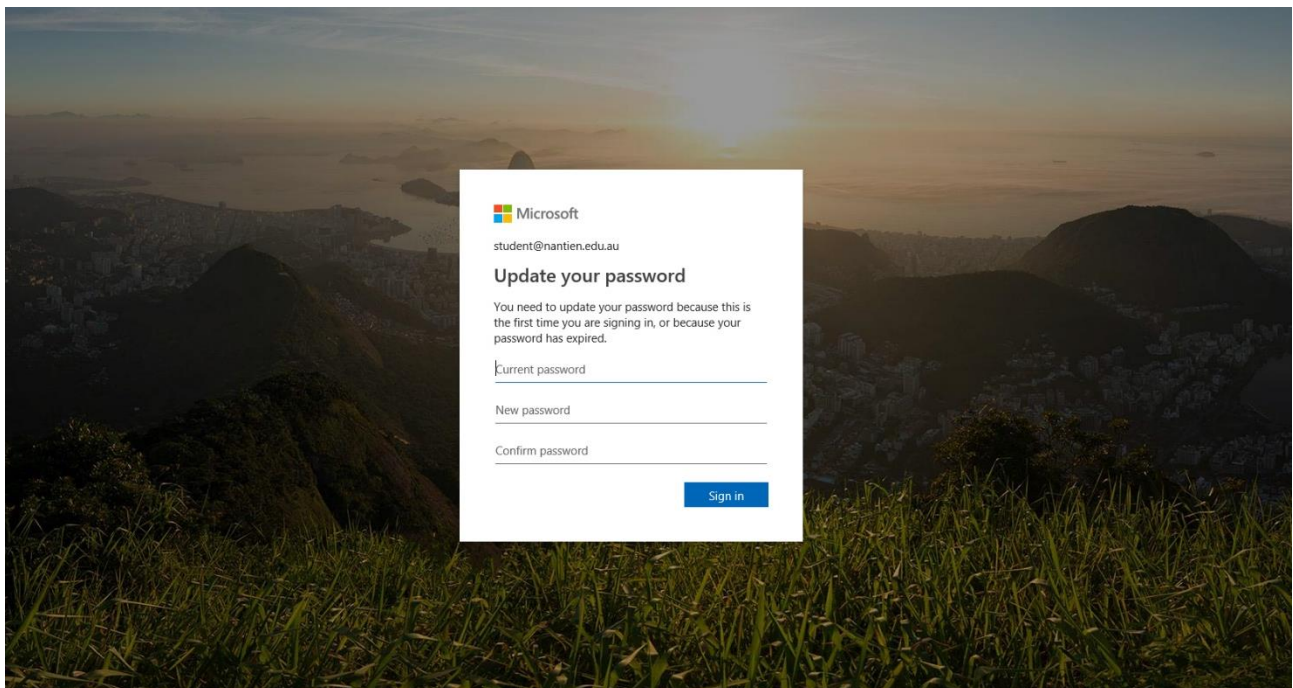
I would like to...

DOWNLOAD NOW

3. Sign into the Student Portal – use your Nan Tien Institute email address and temporary password to enter the Student Portal. These details will be emailed to you upon your enrolment.



4. If this is your first time logging in, change your temporary password. Please remember your new password as this is the one you will use in future.



5. In the Student Portal you can access:

My Mail where you can access your Nan Tien Institute email inbox

NTiLearn where you can access online resources, pre-readings, and assessment tasks

My Library where you can access NTI Library resources

Academic Consideration for students enrolled in any program who wish to apply for Academic Consideration, please see the [Academic Consideration Policy](#) for more information

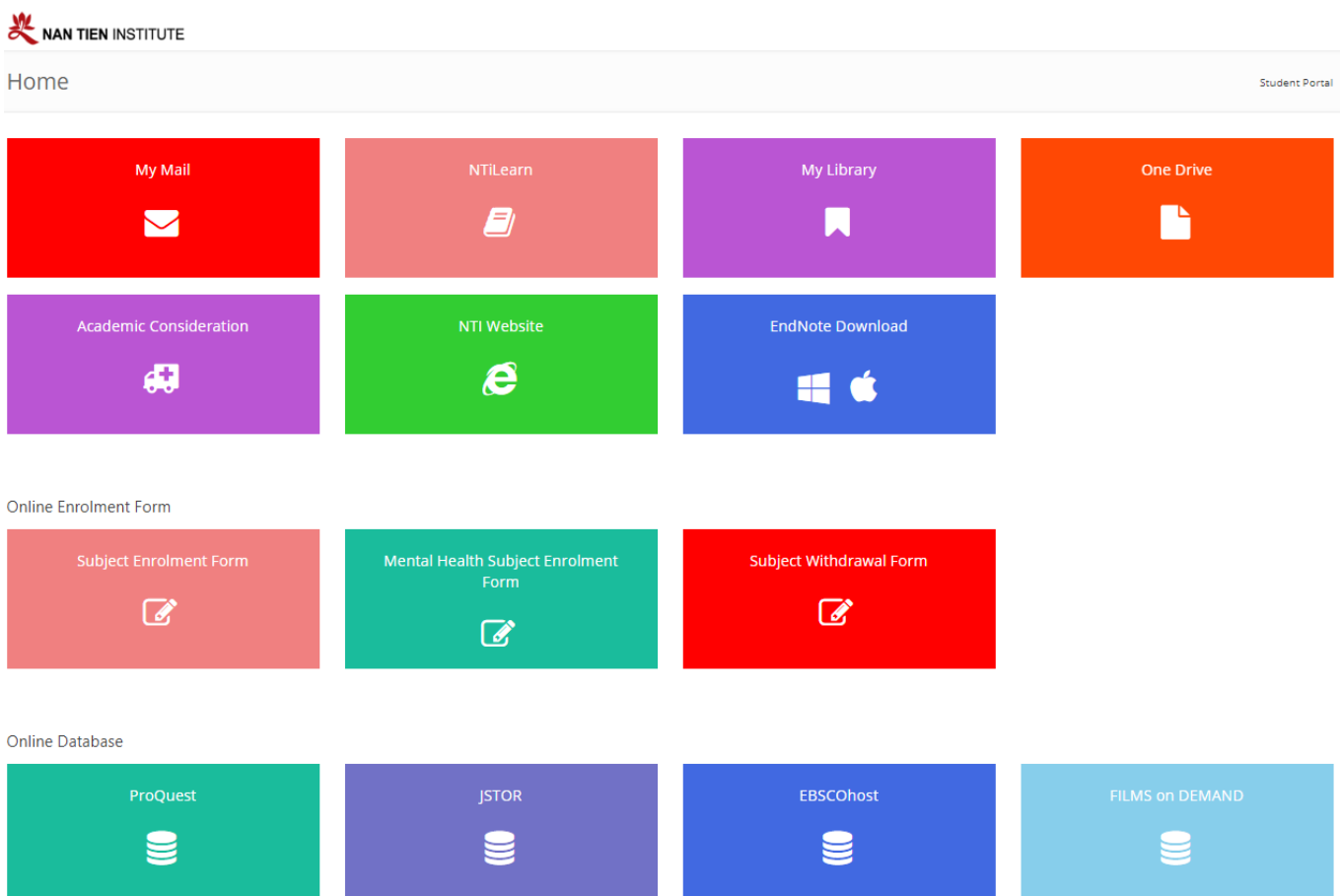
Subject Enrolment Form for students enrolled in Health and Social Wellbeing, Applied Buddhist Studies, Humanistic Buddhism, Cross-Intuitional Studies or Non-Award programs

Mental Health Subject Enrolment Form for students enrolled in the Mental Health program

Subject Withdrawal Form for students enrolled in any program who wish to withdraw from subjects (prior to census date)

Online Databases where you can access further learning resources, journal articles, research, books (etc)

Please click on each colored box to access the content.



The screenshot shows the Student Portal interface. At the top left is the NAN TIEN INSTITUTE logo. The page title is "Home" and the user is identified as "Student Portal". The main content area is organized into several sections:

- Home Section:** A grid of eight colored tiles:
 - My Mail (Red)
 - NTiLearn (Light Red)
 - My Library (Purple)
 - One Drive (Orange)
 - Academic Consideration (Light Purple)
 - NTI Website (Green)
 - EndNote Download (Blue)
- Online Enrolment Form Section:** A row of three colored tiles:
 - Subject Enrolment Form (Light Red)
 - Mental Health Subject Enrolment Form (Teal)
 - Subject Withdrawal Form (Red)
- Online Database Section:** A row of four colored tiles:
 - ProQuest (Teal)
 - JSTOR (Purple)
 - EBSCOhost (Blue)
 - FILMS on DEMAND (Light Blue)