



COVID-19 DISINFECTION  
MONITORING PACKAGE

# Laundry Disinfection Monitoring

Solutions for On-Premise Commercial Laundries

**GIRBAU**  
NORTH AMERICA

# Safer with Sapphire: Remote Laundry Management



## Features & Benefits

Only the Sapphire Connectivity Box is needed to be plugged in your Girbau machines. This device connects immediately your laundry to Sapphire cloud where information is processed. Finally, through Sapphire platform, you are able to monitor, manage and configure your laundry.



### Production

In real time or by accessing the history, view how many kg/lb have been washed and dried compared to the average for the last 30 days.



### Machine manuals

Consult the specific manuals for each model of your machines easily to take full advantage of their features.



### Activity Report

A series of reports set up in Sapphire enable you to spot inefficient operations in your laundry. Take steps to maximise your throughput and cut your costs.



### Goals

Set your goals for your laundry. This indicator lets you see at a glance whether your laundry is performing as expected.



### Machine Alarms

Check machine down times and alarms history, including causes and possible solutions. Receive notifications via sms and/or email when a selected alarm is tripped.



### Reports on programmes used

Monitor which programmes are used over a period of time, machine by machine. These programmes can identify clients, areas of your business or simply what types of fabric you are processing.



### Machine Status

Check whether your machines are available, working, pending to be unloaded, disconnected, out of order or with an active alarm.



### Contact the technical support service

If an alarm is tripped on a machine, or if you have any other needs, get in touch with the technical support service directly, by telephone or email.



### Cycle Details

Analyze the evolution of water levels, temperatures and phases in the cycles. Set up visual indicators of conditions to see whether the conditions have been met.



# COVID-19 Disinfection Monitoring Package



The DMP can only be installed on Girbau Washing Machines, that includes the aqua mixer system, which guarantees the maintenance of the set temperature, a temperature control with an accuracy of  $\pm 1^{\circ}\text{C}$  and the wet cleaning system that minimizes the spillage of micro polyester particles into the drain water.



## COVID-19 DISINFECTION MONITORING PACKAGE

### Features & Benefits



#### Create

Create your own disinfection criteria based on time and temperature for each program on each machine.



#### Verify

Visually and quickly verify that all cycles have met the parameters of disinfection previously stipulated by the user



#### Control

Control and verify disinfection parameters have been met (by cycle and customer).



#### Notify

Get notified when a cycle of washing has fulfilled a disinfection condition. Receive a warning if disinfection has not been met.



#### Manage

Remote management software allows tracking and recording of all cycle history.



#### Protection

Protect your laundry room workers with DMP.



#### Acquire

Remotely monitor all wash cycle parameters including, temperature, water level and cycle phases



#### Warranty

The durability of the equipment is guaranteed for your peace of mind.

### Safer with Sapphire

The COVID-19 Disinfection Monitoring Package (DMP) is a solution included in the Sapphire remote management software.

### Package Scenarios



#### For existing Girbau Washing Machines with Sapphire

- No hardware needed.
- FREE 12-month DMP subscription.
- FREE software upgrade.



#### For existing Girbau Washing Machines not equipped with Sapphire

- Sapphire box
- Communication board
- FREE 12-month DMP subscription



#### For new Girbau Washing Machine Purchase

- FREE 12-month DMP subscription
- Sapphire & DMP installed on machine prior to delivery

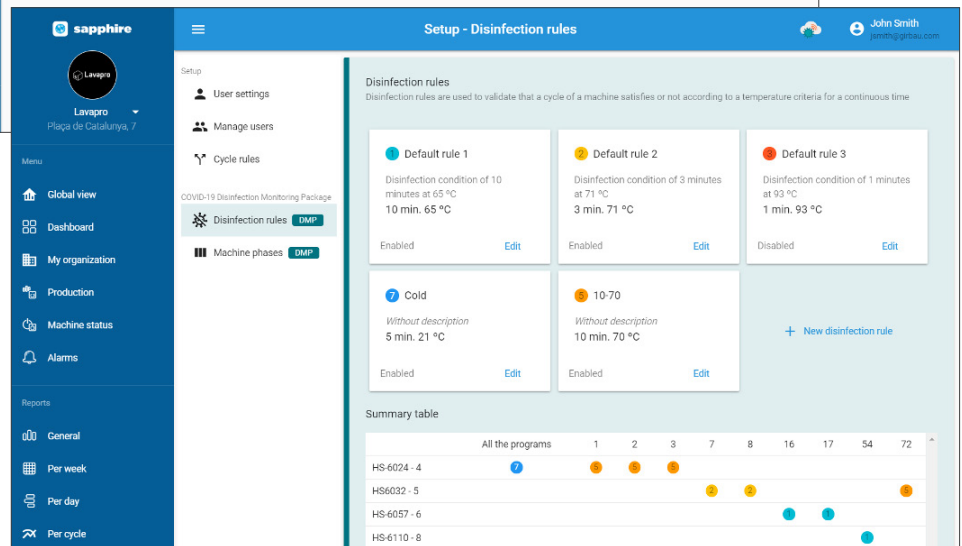
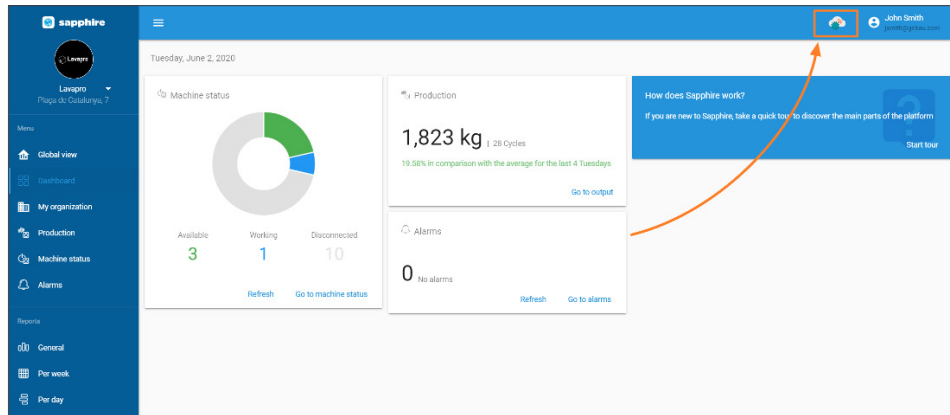


# Disinfection Monitoring Package Setup, Functions and Instructions

## Create Your Own Disinfection Rules

Create your own disinfection rules based on time and temperature.

1. Click on the DMP icon on the top right of the screen.
2. On the popup window, click on Go to settings at the bottom left.
3. The Disinfection rules screen, is where you can manage your rules. By default, the conditions 1, 2 and 3 are already created, but they are disabled.



**10-70**

Identifier number: 5 Name: 10-70

Description:

Time: 10 min. Bath temperature: 70 °C

Background color: [Orange] Text color: [Grey]

☒ Enable / disable rule ☒ Mandatory compliance

Enter for each machine the programs that must fit the condition of 10 minutes at 60 °C.

☒ HS-6024 - 4 Only these programs: 1, 2, 3

☒ HS6032 - 5 Only these programs: 74

☐ HS-6057 - 6

☐ HS-6110 - 8

☐ HS-6110 - 9

☐ HS-6024 - 22

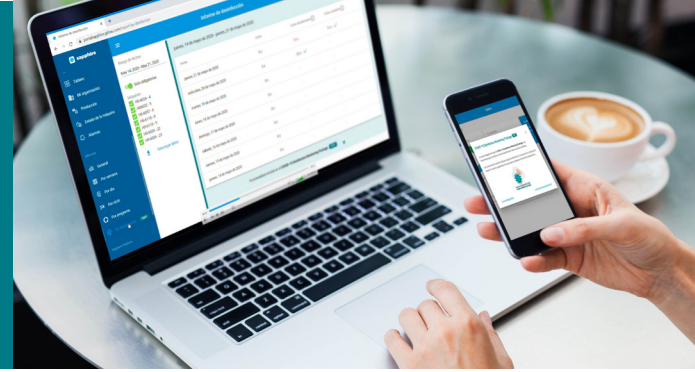
Notifications

☒ Real-time email notification

Email address: jsmith@girbau.com Language: English

## Edit a default rule or create a new one.

4. Give the rule a name and number.
6. Apply the time and temperature values.
6. Select the machines and programs that you want to apply this rule to.
7. If Mandatory compliance is checked, enter an email address. Emails will be sent to this address to notify the person when this condition is not meet.
8. Before saving verify the time and temperature values.
9. Save the rule.



## Match Rules by Machine and Program

The table in image 2.1 shows a quick view of the matching rules by machine and program number.

Click the Disinfection button on the left side navigation menu to view the Disinfection report. This screen (image 2.2) shows you the cycles that accomplish the mandatory disinfection rules that were set.

## Disinfection Report

- The Cycles column shows the number of cycles that have a mandatory disinfection rule set.
- The Disinfected cycles column shows the amount of cycles that have accomplished a mandatory disinfection rule.
- Finally, the Completed cycles column shows the number of cycles that have executed all the phases of the program. The cycles that pass all of the phases means that all parts of the wash, including the chemical dosing, have executed successfully.

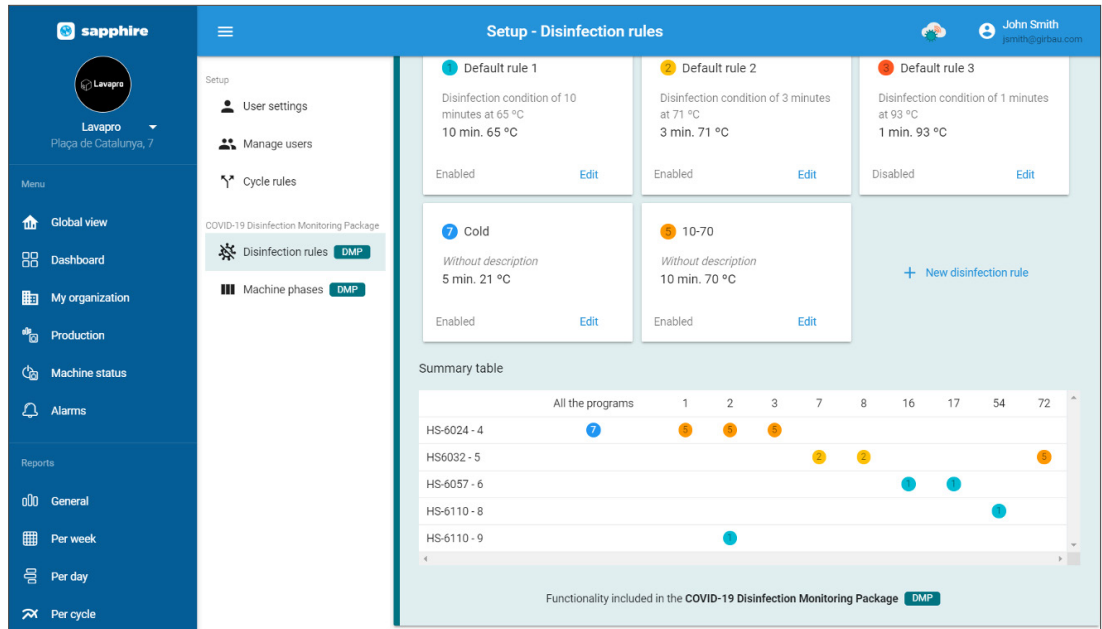


image 2.1

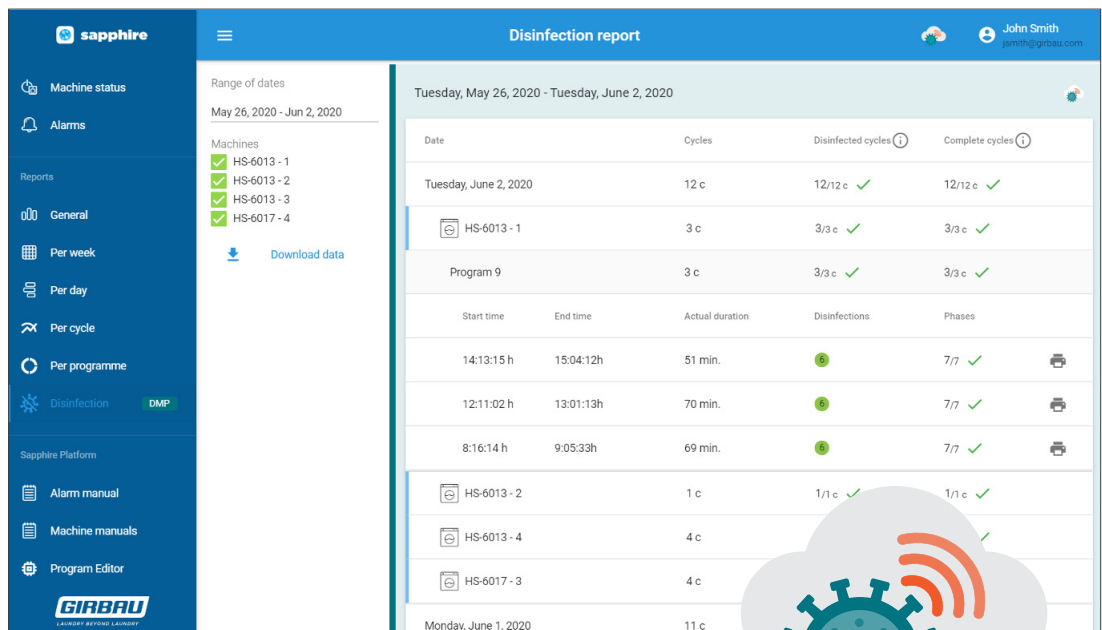


image 2.2

COVID-19 DISINFECTION  
MONITORING PACKAGE

# Disinfection Monitoring Package Setup, Functions and Instructions

## Download the Details Document

The Disinfection report can be downloaded as a PDF. Just click into the cycle and select the printer button on the right side of the screen.

### Disinfection Summary

Company: Lavapro  
Laundry: Lavapro  
Machine: HS-6057 - 6

Program: 16  
Cycle identifier: 5272  
Date: Jun 2, 2020  
Start time: 12:15h



2 c	2/2 c ✓	2/2 c ✓
2 c	2/2 c ✓	2/2 c ✓
Actual duration	Disinfections	Phases
102 min.	2	8/8 ✓
100 min.	2	8/8 ✓

0min.)

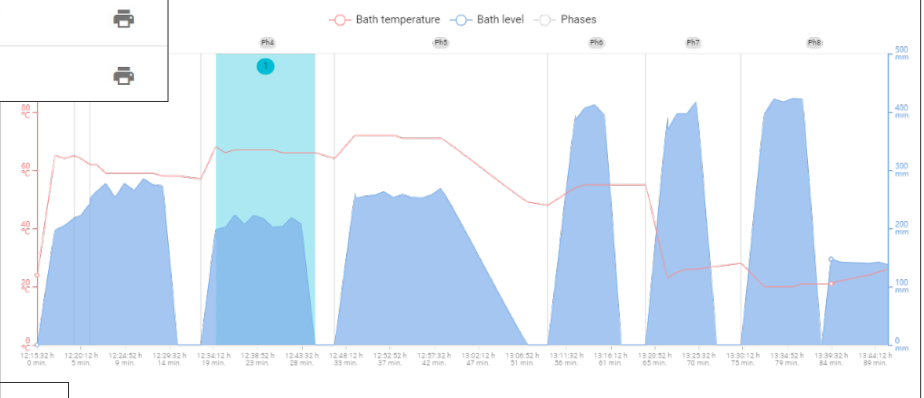
ctions completed: 1 Default rule 1: 10min. 65°C

ctions not completed: -

infections completed: -

ture: 72.00 °C

ture: 20.00 °C



### New user



The first time this new user accesses Sapphire, will have to click on the password recovery link

Email \*

Name \*

Surname \*

Language \*

Address

City

Postal code

Country \*

Telephone

Role \*

Disinfection assistant

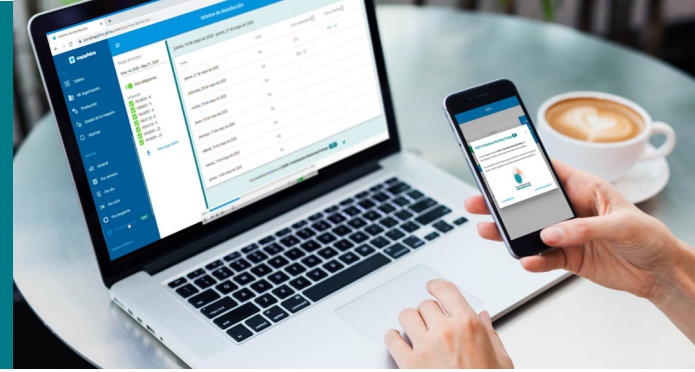
Cancel

Save

## New Disinfection Assistants user role

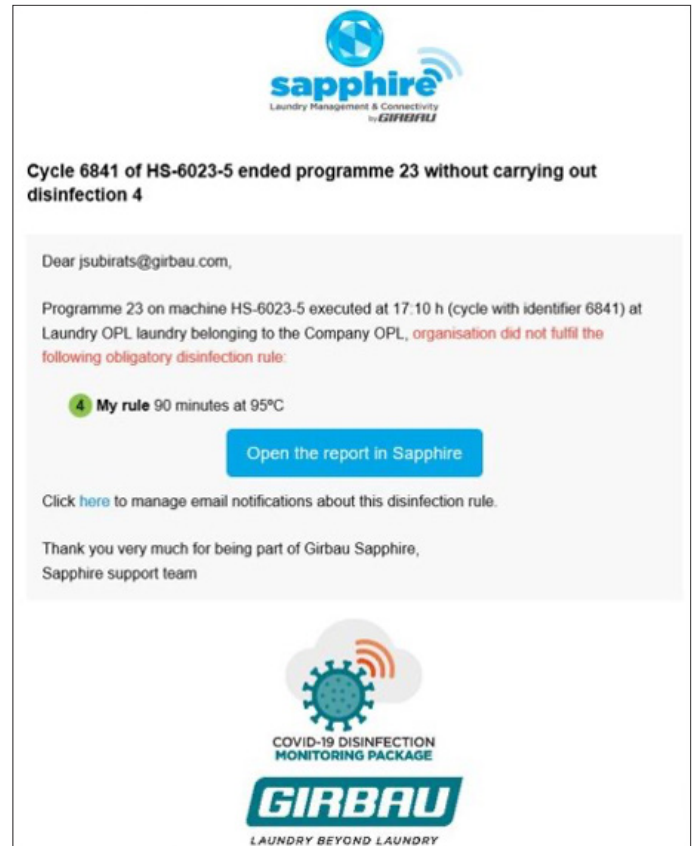
Sapphire allows you to create users with the Disinfection Assistant role. This will allow the user only to have access to the Disinfection rules configuration and to the Disinfection Report.

To create a new user go to Setup and then click Manage Users. Now, the new role is available from the dropdown role.



## Email Notifications

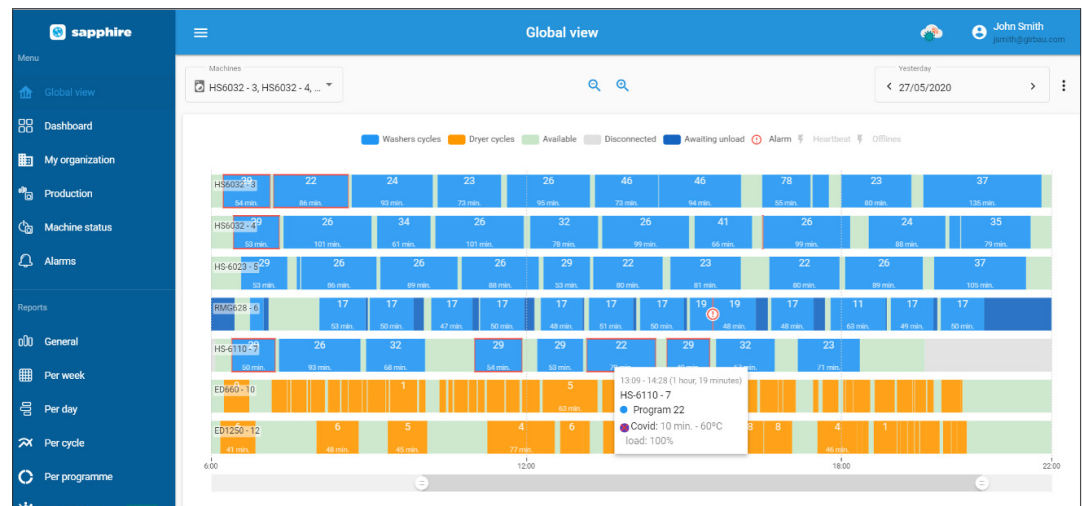
- Receive a real time email when a cycle does not accomplish a mandatory disinfection rule.
- Receive a daily email notification if a cycle has not accomplished a mandatory disinfection rule.
- Receive the disinfection conditions not accomplished in the weekly laundry summary you receive in Mondays.



## New Global View Screen

This new screen shows you an overview of your laundry, where you can see the machine stages.

Note that the cycles highlighted in red are those cycles that didn't accomplish a mandatory disinfection rule.



GIRBAU MAKES NO RECOMMENDATION OR REPRESENTATION AS TO WHETHER ANY DISINFECTING PRODUCT USED BY THE OPERATOR SHALL BE APPROPRIATE OR EFFECTIVE TO ACHIEVE THE DISINFECTING GOALS OF THE OPERATOR; GIRBAU DISCLAIMS ANY REPRESENTATION OR WARRANTY OF ANY KIND OR NATURE AS TO ANY DISINFECTANT PRODUCT UTILIZED BY THE OPERATOR OF THIS MACHINE. LIKEWISE, GIRBAU DISCLAIMS ANY AND ALL LIABILITY OF ANY KIND OR NATURE ARISING FROM ANY DAMAGE THAT MAY OCCUR, DIRECTLY OR INDIRECTLY, FROM THE USE OF A DISINFECTANT PRODUCT IN THE OPERATION OF THE GIRBAU UNIT. Operators are advised to confer with the manufacturers and distributors of disinfectant products to determine the appropriate selection, application and directions for the use of such products.

