



Panel B2B



Argentina

Features

Panel size (ISO): 71.139
 People profiled (ISO): 10.266
 Estimated response rate (ISO): 38%
 Updated: 15/12/2014

Size (ISO): number of panelists according to ISO 26362

Real delivery: maximum sample size of a specific target that we can deliver on a real project. It is the sum of profiled panelists and the estimated number of panelists not yet profiled.

0 >1000

IR% Panel: panel Netquest's incidence rate for the particular target. It is not obtained from a representative population sample. It is the result of a progressive and random panel data collection. It shows the difficulty of the target:

<0,5% <1% <5% <10% >=10%

Sociodemographic profile		Real delivery	
		Total panelists:	Panel IR%
		19.925	74,8%
Sex	Man	8.071	
	Woman	10.528	
Age	<18	0	
	18-24	1.592	
	25-34	5.214	
	35-44	5.501	
	45-54	4.250	
	55-64	1.771	
	>=65	226	
Social class	Level 1: E	24	
	Level 2: D2	541	
	Level 3: D1	2.234	
	Level 4: C3	3.975	
	Level 5: C2	6.457	
	Level 6: C1	5.153	
	Level 7: AB	183	
Regions	NOA- Northwest Argentina	655	
	Cuyo	896	
	Humid Pampa	11.029	
	NEA - Northeast Argentina	886	
	Patagonia	547	
	Autonomous City of Buenos Aires	4.543	



Employment status		Real delivery	Panel IR%
		Total panelists:	19.925
			74,8%
Years since completion studies	Between 16 and 20	2.521	
	More than 20	7.091	
	Administrative	3.073	
	Biology	83	
	Communications	570	
	Building trade	524	
	Accountancy	584	
	Creativity, Production and Commercial Design	507	
	Law and legislation	521	
	Education	2.515	
	Engineering	430	
	Logistics, Processing and Distribution	375	
	Manufacturing, Production and Operations	550	
	Marketing, Advertising and Public Relations	150	
	Human Resources	3.083	
	Health and Beauty	282	
	Health Sector	416	
	Insurance and Reinsurance	1.100	
	Information Technology / Systems	185	
	Tourism, Hospitality and Gastronomy	1.031	
Sales	497		
More specific job category	#N/A	94	
	#N/A	0	
	#N/A	0	
	#N/A	0	
	#N/A	0	
	#N/A	2	
	#N/A	4	
	#N/A	0	
	#N/A	1	
	#N/A	3	
	#N/A	1	
	#N/A	0	
	#N/A	0	
	#N/A	0	
	#N/A	1	
	#N/A	53	
	#N/A	22	
	#N/A	25	
	#N/A	55	
	#N/A	0	
#N/A	0		
More specific job category	#N/A	0	#iDIV/0!
	#N/A	0	#iDIV/0!
More specific job category	#N/A	0	#iDIV/0!
	#N/A	0	#iDIV/0!
	#N/A	0	#iDIV/0!
	#N/A	0	#iDIV/0!
	#N/A	0	#iDIV/0!
	#N/A	0	#iDIV/0!
	#N/A	0	#iDIV/0!
Other	0	#iDIV/0!	

More specific job category	#N/A	1
	Agriculture, animal husbandry, forestry, fishing and hunting	384
	Mining	50
	Electricity and water supply pipeline	175
	Building trade	724
	Manufacturing industries	708
	Trade	2.267
	Transports	476
	Company's industry	Posts and storage
	Information in mass media	248
	Financial services and insurance	550
	Real state services and properties renting	182
	Professional, scientific and technical services	1.163
	Management of companies and enterprises	106
	Waste management services and environmental remediation	23
Company's industry	Educational services	2.370
	Health care and social assistance	1.547
	Recreational cultural and sporting services	352
	Temp. accommodation and food and beverage preparation service	171
	Other services except government activities	660
	Activities of the Government and international organizations...	1.520
	Other	4.585
	Yes	5.996
	No	12.576
	Less than 1	981
	Between 1 and 2	5.156
	Between 3 and 5	5.124
	Between 6 and 10	5.239
	Between 11 and 15	2.771
	Between 16 and 20	1.648
	More than 20	2.897
	0 to 6 months	1.076
	From 7 months to a year	989
	From one to 3 years	2.734
	Between 4 and 5 years	2.305
	Between 6 and 10 years	3.984
	Between 11 and 15 years	2.379
	Between 16 and 20 years	1.696
	More than 20 years	3.298
	Internships	2.993
Employment position	General employee	7.859
	Supervisor	1.464
	Self-employed (freelance)	2.855
	Management position (middle management)	1.510
	Management position (high management)	696
	Company owner	1.167
	Rent / Buy office	1.609
	Customer service	7.483
	Office equipment	4.300
	Finance and accounting	2.955
	Employee training	4.622
	Hardware (computers, etc.)	3.631
	Software	3.792
	Mobile phones for employees	1.939
	Company car fleet	1.221
	Printers / Scanners	3.549
	Offices maintenance	2.710
	Marketing and Advertising	2.693
	Officers removals	1.264
	New hires employees	3.017
	Internet Suppliers	2.788
	Security offices (alarms, etc.)	1.909
	Insurance provided to employees (health, etc.)	1.302
	Insurance for office	1.315

	Postal and courier Services	2.634		
Areas in which influences	Legal services	1.633		
	Technology services	2.597		
	Salaries of employees	2.081		
	Telecommunications	2.099		
	Travel and accommodation	1.773		
	None	6.616		
	Rent / Buy office	950		
	Customer service	4.749		
	Office equipment	1.926		
	Finance and accounting	1.742		
	Employee training	2.264		
	Hardware (computers, etc.)	2.038		
	Areas in which decision-makers can decide	Software	2.066	
		Mobile phones for employees	1.115	
Areas in which decision-makers can decide	Company car fleet	729		
	Printers / Scanners	1.958		
Areas in which decision-makers can decide	Marketing and Advertising	1.507		
	Officers removals	643		
	New hires employees	1.515		
	Internet Suppliers	1.681		
	Security offices (alarms, etc.)	1.022		
	Insurance provided to employees (health, etc.)	728		
	Insurance for office	772		
	Postal and courier Services	1.391		
	Legal services	982		
	Areas in which decision-makers can decide	Technology services	1.450	
Salaries of employees		1.189		
Telecommunications		1.177		
Travel and accommodation		1.064		
None		3.138		
New insurance for office		201		
New Internet supplier		536		
New security system		273		
Rent new office		124		
Changes in the company within the next 6 months		Moving to new office	144	
		Purchase new office	97	
		Purchase printers / scanners	935	
	Computers	1.280		
	Software computing	846		
	Car fleet	326		
	Mobile phones for employees	547		
	None	1.284		
	Yes	9.588		
The company has more than one premises	No	8.964		
	In the same country where I live	8.441		
Number of employees	More than 5,000	849		
	Between 1 and 10	15.486		
	Between 11 and 50	5.047		
	Between 51 and 100	970		
	Between 101 and 200	437		
	Between 201 and 500	593		
Number of computers in the office	Between 501 and 1,000	212		
	Between 1,001 and 2,000	87		
	Between 2,001 and 5,000	90		
	More than 5,000	46		
	Between 1 and 10	7.378		
	Between 11 and 50	6.330		
	Between 51 and 100	2.356		

Number of computers in the company	Between 101 and 200	1.609	
	Between 201 and 500	1.541	
	Between 501 and 1,000	849	
	Between 1,001 and 2,000	432	
	Between 2,001 and 5,000	608	
	More than 5,000	542	
	Yes	2.556	
Know the turnover of the company	No	10.000	
	100,000 or less	4.122	
	Between 100,001 and 500,000	4.561	
	Between 500,001 and 1,000,000	1.690	
	Between 1,000,001 and 2,000,000	1.498	
	Between 2,000,001 and 5,000,000	2.007	
	Between 5,000,001 and 10,000,000	1.434	
Turnover of the company in local currency	Between 10,000,001 and 20,000,000	1.373	
	Between 20,000,001 and 50,000,000	1.160	
	Between 50,000,000 and 100,000,000	1.566	
	More than 100,000,000	1.622	
	None	10.591	
	Between 1 and 4 employees	4.277	
	Between 5 and 9 employees	1.405	
	Between 10 and 19 employees	825	
	Between 20 and 49 employees	748	
	50 or more employees	682	
	One office	10.100	
	Working from home (telecommuting)	2.991	
	Traveling (visiting clients, etc..)	1.527	
	In a factory	1.014	
Working location	In a shop	1.462	
	On the premises of a customer	982	
	Other	2.826	
	School	976	
	Hospital	483	
	Construction	267	



Other working informations

Current employment status extended

Turnover of the company declared

ITDMs

Medical specialty



Netquest is certified with ISO26362 standard

The way how a panel recruits, interviews and rewards panelists is key to the reliability of the data you get. In Netquest we care about every detail, thinking of you. That's the reason why we are the only panel in Spain, Portugal and Latin America with the ISO26362 certificate, the specific standard for online Access Panels



B2B Executives Panel



Argentina

Features

Panel size (ISO): 71.139
 People profiled (ISO): 10.271
 Estimated response rate (ISO): 38%
 Updated: 15/12/2014

Size (ISO): number of panelists according to ISO 26362
































Real delivery: maximum sample size of a specific target that we can deliver on a real project. It is the sum of profiled panelists and the estimated number of panelists not yet profiled.

0 | >1000

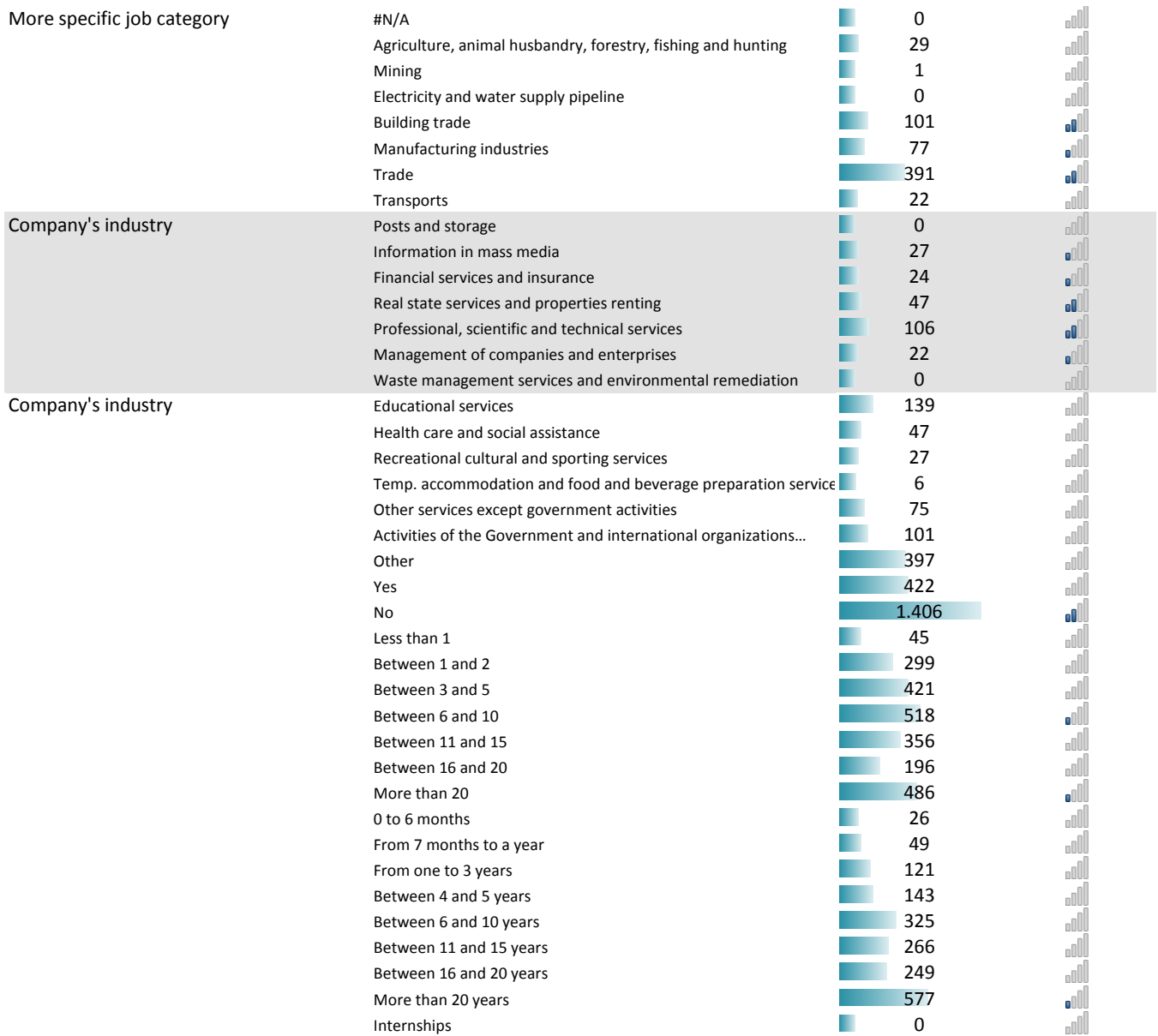
IR% Panel: panel Netquest's incidence rate for the particular target. It is not obtained from a representative population sample. It is the result of a progressive and random panel data collection. It shows the difficulty of the target:

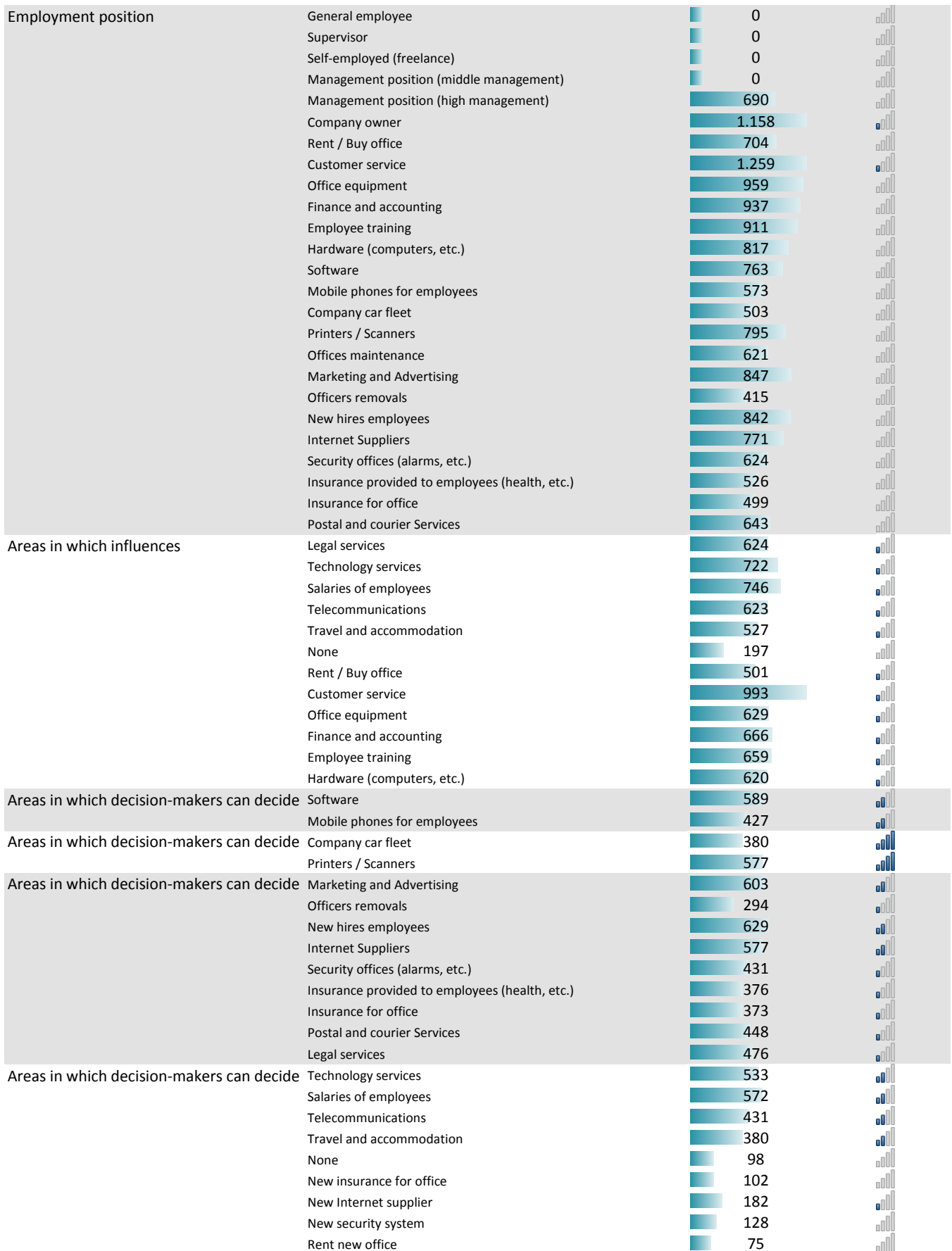
<0,5% | <1% | <5% | <10% | >=10%

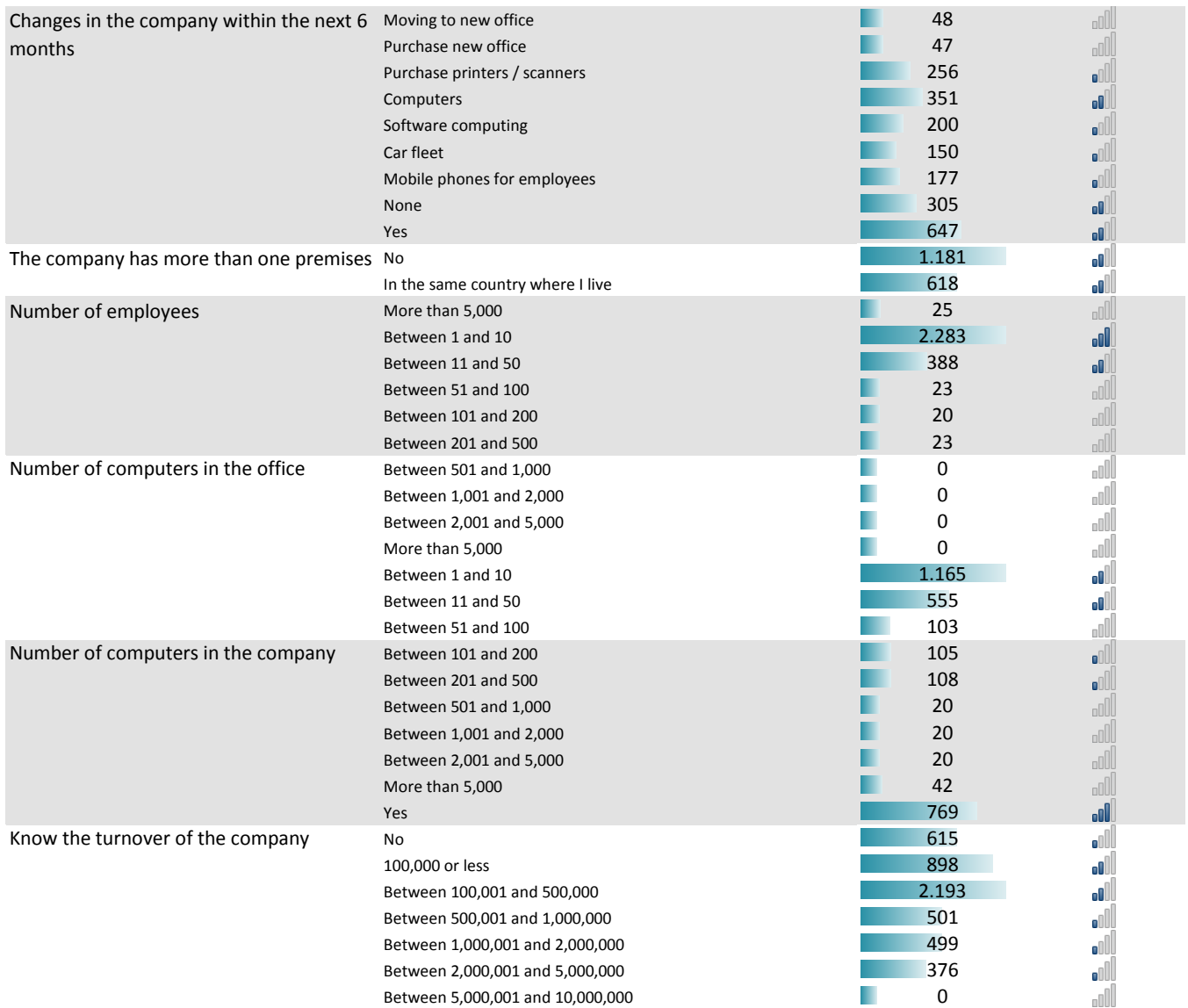
Sociodemographic profile		Real delivery	Panel IR%
		Total panelists:	1.985
			7,5%
Sex	Man	1.036	
	Woman	790	
Age	<18	0	
	18-24	45	
	25-34	293	
	35-44	484	
	45-54	602	
	55-64	328	
	>=65	49	
Social class	Level 1: E	0	
	Level 2: D2	0	
	Level 3: D1	70	
	Level 4: C3	144	
	Level 5: C2	616	
	Level 6: C1	880	
	Level 7: AB	50	
Regions	NOA- Northwest Argentina	71	
	Cuyo	76	
	Humid Pampa	1.082	
	NEA - Northeast Argentina	79	
	Patagonia	52	
	Autonomous City of Buenos Aires	421	

Provinces	Autonomous City of Buenos Aires	421	
	Buenos Aires	736	
	Córdoba	181	
	Santa Fe	122	
	Mendoza	48	
	Tucumán	24	
	Entre Ríos	24	
	Salta	20	
	Misiones	5	
	Chaco	1	
	Corrientes	3	
	Santiago del Estero	0	
	Jujuy	2	
	San Juan	3	
	Río Negro	3	
	Formosa	0	
	Neuquén	3	
	Chubut	1	
	San Luis	2	
	Catamarca	0	
La Rioja	0		
La Pampa	0		
Santa Cruz	1		
Tierra del Fuego, Antarctica and South Atlantic Islands	0		
Employment status	Occupationally active (full-time)	1.462	
	Occupationally active (half-time)	248	
	Retired / pensioner	0	
	Student	0	
	Student with job	114	
	Housework	0	
	Unemployed	0	

Employment status		Real delivery	Panel IR%
		Total panelists:	1.985
			7,5%
Years since completion studies	Between 16 and 20	285	
	More than 20	1.077	
	Administrative	152	
	Biology	0	
	Communications	47	
	Building trade	98	
	Accountancy	51	
	Creativity, Production and Commercial Design	50	
	Law and legislation	48	
	Education	168	
	Engineering	51	
	Logistics, Processing and Distribution	25	
	Manufacturing, Production and Operations	52	
	Marketing, Advertising and Public Relations	25	
	Human Resources	319	
	Health and Beauty	24	
	Health Sector	48	
	Insurance and Reinsurance	73	
	Information Technology / Systems	3	
	Tourism, Hospitality and Gastronomy	44	
	Sales	80	
More specific job category	#N/A	0	
	#N/A	0	
	#N/A	0	
	#N/A	0	
	#N/A	0	
	#N/A	0	
	#N/A	0	
	#N/A	0	
	#N/A	0	
	#N/A	0	
	#N/A	0	
	#N/A	0	
	#N/A	1	
	#N/A	0	
	#N/A	0	
	#N/A	0	
	#N/A	0	
	#N/A	0	
	#N/A	2	
	#N/A	0	
#N/A	0		
#N/A	0		
More specific job category	#N/A	0	#iDIV/0!
More specific job category	#N/A	0	#iDIV/0!
More specific job category	#N/A	0	#iDIV/0!
	#N/A	0	#iDIV/0!
	#N/A	0	#iDIV/0!
	#N/A	0	#iDIV/0!
	#N/A	0	#iDIV/0!
	#N/A	0	#iDIV/0!
Other	0	#iDIV/0!	







Turnover of the company in local currency	Between 10,000,001 and 20,000,000	311	
	Between 20,000,001 and 50,000,000	124	
	Between 50,000,000 and 100,000,000	187	
	More than 100,000,000	124	
	None	425	
	Between 1 and 4 employees	663	
	Between 5 and 9 employees	248	
	Between 10 and 19 employees	147	
	Between 20 and 49 employees	145	
	50 or more employees	154	
	One office	1.036	
	Working from home (telecommuting)	477	
	Traveling (visiting clients, etc..)	228	
	In a factory	77	
Working location	In a shop	270	
	On the premises of a customer	104	
	Other	224	
	School	49	
	Hospital	2	
	Construction	24	



Other working informations

Current employment status extended

Turnover of the company declared

ITDMs

Medical specialty



Netquest is certified with ISO26362 standard

The way how a panel recruits, interviews and rewards panelists is key to the reliability of the data you get. In Netquest we care about every detail, thinking of you. That's the reason why we are the only panel in Spain, Portugal and Latin America with the ISO26362 certificate, the specific standard for online Access Panels



B2B ITDMs Panel



Argentina

Features

Panel size (ISO): 71.139
 People profiled (ISO): 10.278
 Estimated response rate (ISO): 41%
 Updated: 15/12/2014

Size (ISO): number of panelists according to ISO 26362






































Real delivery: maximum sample size of a specific target that we can deliver on a real project. It is the sum of profiled panelists and the estimated number of panelists not yet profiled.

0 >1000

IR% Panel: panel Netquest's incidence rate for the particular target. It is not obtained from a representative population sample. It is the result of a progressive and random panel data collection. It shows the difficulty of the target:

<0,5% <1% <5% <10% >=10%

Sociodemographic profile		Real delivery	
		Total panelists:	Panel IR%
		6.801	25,2%
Sex	Man	3.483	
	Woman	2.844	
Age	<18	0	
	18-24	494	
	25-34	1.725	
	35-44	1.847	
	45-54	1.469	
	55-64	654	
	>=65	73	
Social class	Level 1: E	0	
	Level 2: D2	74	
	Level 3: D1	453	
	Level 4: C3	1.121	
	Level 5: C2	2.333	
	Level 6: C1	2.221	
	Level 7: AB	78	
Regions	NOA- Northwest Argentina	257	
	Cuyo	331	
	Humid Pampa	3.667	
	NEA - Northeast Argentina	313	
	Patagonia	150	
	Autonomous City of Buenos Aires	1.564	

Provinces	Autonomous City of Buenos Aires	1.564	
	Buenos Aires	2.509	
	Córdoba	571	
	Santa Fe	515	
	Mendoza	226	
	Tucumán	80	
	Entre Ríos	78	
	Salta	77	
	Misiones	80	
	Chaco	51	
	Corrientes	76	
	Santiago del Estero	3	
	Jujuy	27	
	San Juan	30	
	Río Negro	52	
	Formosa	2	
	Neuquén	25	
	Chubut	2	
	San Luis	51	
	Catamarca	2	
La Rioja	0		
La Pampa	28		
Santa Cruz	23		
Tierra del Fuego, Antarctica and South Atlantic Islands	0		
Employment status	Occupationally active (full-time)	4.523	
	Occupationally active (half-time)	1.109	
	Retired / pensioner	0	
	Student	0	
	Student with job	677	
	Housework	0	
	Unemployed	0	
Sector of work	Finance	1.084	
	medical Industry	241	
	Computers / Technology / Systems and development	1.951	
	Marketing / Sales / Commercial	1.434	
	Human Resources	602	
	Other specialties	2.766	

ITDMs		Real delivery	Panel IR%
		Total panelists:	6.801
			25,2%
Types of IT influencers	ITDM-Hardware (computers, etc)	3.642	
	ITDM-Software	3.800	
	ITDM-Printers / Scanners	3.560	
	ITDM-Internet Providers	2.783	
	ITDM-Technology Services	2.602	
	ITDM-Telecommunications	2.103	
Types of IT decision makers (ITDMs)	ITDM-Hardware (computers, etc)	2.040	
	ITDM-Software	2.069	
	ITDM-Printers / Scanners	1.960	
	ITDM-Internet Providers	1.678	
	ITDM-Technology Services	1.450	
	ITDM-Telecommunications	1.174	
	None	2.682	
Category within the IT area	Director of IT Department / CIO	1.018	
	Quality Manager / QA	170	
	Director of Development / CTO	234	
	Project Manager	1.774	
	Database Manager	580	
	System Administrator / Network	1.593	
	Software Architect / Organic analyst	297	
	Functional analyst	917	
	Programmer analyst	914	
	Programmer / Developer	911	
	Tester or QA Engineer	188	
	DevTool Engineer	0	
	BigData Enginner	0	
	Release manager / Deployer	0	
	Technical writer	62	
	Helpdesk	510	
	Business Intelligence Expert	41	
	Expert ERP / CRM (no SAP)	20	
	SAP Expert	231	
	Expert in processes (BPM)	128	
	Graphic Designer / Interfaces designer	702	
	Web layout designer / Interfaces developer	256	
Others	3.879		

Performed tasks related to IT	Collecting application requirements	3.775		
	Application Architecture Design	1.736		
	Systems architecture design	3.096		
	Applications Development	3.083		
	Functional testing of applications	4.422		
	Application Performance Testing	3.400		
	Implementation of development tools	2.658		
	Design and / or implantation of development processes	2.036		
	Design and / or implantation of business processes	1.765		
	Security analyst	1.648		
	Selecting business software (ERP, CRM, etc.)	1.553		
	Enterprise Software Implantation	1.610		
	Client support of computer systems	4.781		
	Systems and applications monitoring	3.311		
	Database administration	3.336		
	Database design	2.299		
	Design of business continuity processes	1.227		
	Implantation Processes / backup systems	1.527		
	Negotiating with data suppliers / network	1.694		
	Negotiating with voice suppliers	695		
	Parameterization of third party software	1.253		
	Management of development projects	2.627		
	Management of computer department	2.651		
	Interfaces Design / websites	2.232		
	Development of interfaces	1.848		
	Web layout designer	1.022		
	Bundling and / or application deployment	697		
	Writing manuals / applications tutorials	2.102		
	Mentoring of technical staff	1.420		
	Others	1.631		
	IT issues over which it has influences on decisions	Workstations	4.917	
		Workstations operating systems	5.003	
Election of office software		5.343		
Antivirus software		5.261		
Small peripherals (such as personal scanners...)		5.205		
Election of large peripheral devices (such as photocopiers ...)		2.729		
Provider of office supplies		2.824		
Office Network Infrastructure		3.112		
Equipment maintenance supplier		3.832		
Network and telecommunications equipment		3.818		
Data and telecommunications suppliers		3.053		
Courier services and groupware		2.061		
Audio solutions and video conferencing		2.142		
Physical systems of access control		1.672		
Mail provider		2.563		
Business Software (ERP, CRM, etc.)		1.589		
Tools for process management (BPM)		1.147		
Business Intelligence Tools		1.187		
Servers		3.306		
Servers Operating Systems		3.265		
CPD		655		
Data storage services		2.446		
Backup Systems		2.487		
Databases		3.482		
Application Servers		2.035		
Virtualization Solutions and / or cloud		1.823		
Development tools		1.739		
Software development technology		2.700		
Outsourcing IT related services		1.882		
None		3.000		

IT issues over which it has power to decide		
Workstations	5.055	
Workstations operating systems	5.011	
Election of office software	5.393	
Antivirus software	5.778	
Small peripherals (such as personal scanners...)	5.003	
Election of large peripheral devices (such as photocopiers ...)	2.564	
Provider of office supplies	2.639	
Office Network Infrastructure	3.114	
Equipment maintenance supplier	4.023	
Network and telecommunications equipment	3.834	
Data and telecommunications suppliers	2.590	
Courier services and groupware	1.770	
Audio solutions and video conferencing	1.853	
Physical systems of access control	1.469	
Mail provider	2.422	
Business Software (ERP, CRM, etc.)	1.282	
Tools for process management (BPM)	1.032	
Business Intelligence Tools	1.030	
Servers	3.050	
Servers Operating Systems	2.775	
CPD	481	
Data storage services	2.085	
Backup Systems	2.339	
Databases	3.226	
Application Servers	1.511	
Virtualization Solutions and / or cloud	1.468	
Development tools	1.453	
Software development technology	2.426	
Outsourcing IT related services	1.661	
None	4.179	



Other working informations

Current employment status extended

Turnover of the company declared

ITDMs

Medical specialty



Netquest is certified with ISO26362 standard

The way how a panel recruits, interviews and rewards panelists is key to the reliability of the data you get. In Netquest we care about every detail, thinking of you. That's the reason why we are the only panel in Spain, Portugal and Latin America with the ISO26362 certificate, the specific standard for online Access Panels